


Eighth Edition  
**MCG Fact Book 1983-84**

The Division of Educational Research and Development




**Medical College of Georgia/Augusta**

A UNIT OF THE UNIVERSITY SYSTEM OF GEORGIA

Eighth Edition  
**MCG Fact Book 1983-84**

The Division of Educational Research and Development



The Old Medical College, built in 1835 by Georgia architect Charles B. Cluskey, was the college's first building. Located on Telfair Street in downtown Augusta, it now serves as headquarters for the Augusta Council of Garden Clubs.



**Medical College of Georgia/Augusta**  
A UNIT OF THE UNIVERSITY SYSTEM OF GEORGIA





Medical College of Georgia  
Augusta, Georgia 30912

Office of the President  
(404) 828-2301

June 30, 1984


Dear Colleague:

This eighth edition of the MCG Fact Book provides a convenient and authoritative summary of data about the Medical College of Georgia. Its formats and contents have evolved in response to changing information needs and circumstances. Though not all-inclusive, it provides information that should be useful for analytical and planning purposes, particularly as each new edition develops more extensive trend data.

In past years the MCG Fact Book has received recognition for excellence in information presentation and design, and we look forward to its continuing growth as a much used resource.

I am pleased to present this year's MCG Fact Book to the MCG Community and its friends. It is my hope you will find it helpful and informative.

Sincerely,



Jesse L. Steinfeld, M.D.  
President

#### ACKNOWLEDGEMENTS

In determining what to include, exclude and how to present the material assembled in the MCG Fact Book, much judgment was exercised. This publication is primarily historical, reflecting data through the past fiscal year (1983-84). However, because the institution is currently in a state of change, where appropriate and where practical, these changes are reflected through September 1, 1984. Suggestions to further improve and refine this publication are welcomed and should be addressed to Barbara Stephens, Division of Educational Research and Development.

Our appreciation is extended to the following people and to the many others who contributed information or assistance:

Artwork and Design - Cher G. Cornett  
Anne Hinton

Typing and Proofing - Marzella B. Stone  
Lerha V. Thompson

#### 1983-84 Reviewers:

Raymond C Bard, Professor and Dean,  
School of Allied Health Sciences  
Carl W. Fairhurst, Regents' Professor  
and Coordinator of Dental Materials,  
Restorative Dentistry, School of  
Dentistry  
Elizabeth Griffin, Director, Undergraduate  
Admissions  
Warren T. Hansen, Senior Associate  
Administrator, Hospital Administration  
Terrence T. Kuske, Professor, Medicine,  
Associate Dean for Curriculum, and  
Associate Director - Georgia Institute  
of Human Nutrition, School of Medicine

Vickie A. Lambert, Associate Professor,  
Adult Nursing, School of Nursing  
Carolyn W. Lineberry, Grants Administrator,  
Division of Research Administration  
Malcolm I. Page, Professor, Medicine,  
School of Medicine  
Geraldine Rinker, Instructor, Pathology,  
School of Medicine; Professor, Medical  
Technology, School of Allied Health  
Sciences  
Gerald W. Woods, Legal Advisor to the  
President; Assistant Professor,  
Division of Educational Research and  
Development

Barbara P. Stephens, Editor  
Cindy B. Henderson, Co-Editor  
Division of Educational Research and Development  
September, 1984

The Medical College of Georgia is an affirmative action/equal opportunity educational institution in that no person shall, on the grounds of sex, race, color, age, creed, religion, national origin or handicap, be excluded from participation in or be otherwise subjected to, discrimination in any educational program, activity or facility.

.....

The Medical College of Georgia claims protection under federal trademark laws for its name, logo, and seal. Any unauthorized use is prohibited.

.....

This publication is prepared for the convenience of students, faculty, employees and friends of the Medical College of Georgia and is not to be construed as an official publication of the Board of Regents of the University System of Georgia. In case of any divergence from or conflict with the Bylaws or Policies of the Board of Regents, the official Bylaws and Policies of the Board of Regents shall prevail.

# Table of Contents

1	General Information/Augusta	
	Augusta, Georgia . . . . .	8
	Metro Augusta - A Profile . . . . .	9
	Augusta Area Health-Care Facilities . . . . .	10
2	General Information/MCG	
	Profile of the Medical College of Georgia . . . . .	12
	Chronological Highlights in the History of the Medical College of Georgia. . . . .	14
	Institutional Representatives of the University System Advisory Council. . . . .	15
	Institutional Committees . . . . .	16
3	Administration	
	Administrators . . . . .	20
	Board of Regents of the University System of Georgia . . . . .	22
	Institutions of the University System of Georgia (Map) . . . . .	23
	Chief Administrative Officers . . . . .	24
4	Budget and Physical Plant	
	Building Data . . . . .	26
	Campus Map . . . . .	27
	Net Assignable Area by Units . . . . .	28
	Net Assignable Area by Room Use . . . . .	29
	Construction Expenditures . . . . .	29
	Financial Summary . . . . .	30
	Funds Available and Funds Applied by Percentages . . . . .	30
5	Faculty	
	Outstanding Faculty . . . . .	32
	Faculty Definitions . . . . .	33
	Faculty Profile . . . . .	34
	Full-Time Instructional Faculty Profile by School . . . . .	35
	Trends for Full-Time Instructional Faculty by Rank and School . . . . .	36
	Age Distribution of Full-time Instructional Faculty . . . . .	36
	Tenure Status for All Full-time Faculty with Academic Appointment . . . . .	37
	Location of Institutions Conferring Highest Degree to Faculty (Map) . . . . .	38
	Where MCG Faculty Live (Map) . . . . .	39
	Faculty Organization Committees . . . . .	40
	Benefits for Full-Time Faculty . . . . .	42
6	Research	
	Grants, Awards and Contracts Awarded . . . . .	44
	Summary by School/Division and Department - Grants, Awards and Contracts for Programs of Instruction, Research or Public Service . . . . .	45
	Trends by School/Division - Grants, Awards and Contracts for Programs of Instruction, Research or Public Service . . . . .	46
	Amount of Grants, Awards and Contracts Awarded . . . . .	47
	Number of Proposals Submitted and Awarded . . . . .	47
	Reported Author Involvement in Publications. . . . .	48
	Total Publications Reported . . . . .	48
	Research Publications Compared to Total Publications . . . . .	48
7	Students	
	Annual Student Enrollment by School, Class and Quarter . . . . .	50
	Five Year Fall Quarter Enrollment by School and Department/Program . . . . .	51
	Student Statistics by Sex, Marital Status, and Race . . . . .	52
	Legal Residence of Georgia Students by County for All Schools (Map) . . . . .	53
	Legal Residence of All Students by County, State, Country and School . . . . .	54
	Fall Quarter Applicants/Admissions by Schools and Programs . . . . .	56
	On-Campus Student Housing Statistics . . . . .	57
	Student Fees Per Quarter . . . . .	58
	On-Campus Student Housing Costs . . . . .	58
	Student Financial Assistance Summary . . . . .	59
	Student Health Services . . . . .	60

## 8 Degree Information

Degrees and Certificates Offered . . . . .	62
Degrees and Certificates Conferred . . . . .	63
Academic Programs and Accreditation Groups . . . . .	64
Cumulative Graduates by Degree and Major Area of Study . . . . .	66

## 9 Classified Personnel

Definition of Employee Categories . . . . .	68
Job Categories of Classified Employees by Unit/Division/School . . . . .	69
Classified Employees in Each MCG Unit/Division/School by Sex, Race, Age, Length of Employment, Full-Time, Part-Time Status, and Highest Degree Earned . . . . .	70
Personnel Statistics of All Employees on Payroll . . . . .	72
Classified Employee Benefits . . . . .	73

## 10 Residents

Medical and Dental Residents by Program . . . . .	76
Medical and Dental Residents by Postgraduate Training Year and Quarter . . . . .	77
Roster of Schools from Which 1983-84 Residents Graduated . . . . .	78
First-Year Residency Appointments of 1984 School of Medicine Graduates . . . . .	79
Residency Programs Selected for First-Year Training in 1975-1984 by School of Medicine Graduates . . . . .	80
Georgia and Out-of-State Residency Programs Selected for First-Year Training in 1980-1984 by School of Medicine Graduates . . . . .	81

## 11 Hospital and Clinics

Comparative Inpatient Statistical Report - Talmadge Memorial Hospital . . . . .	84
Talmadge Memorial Hospital Discharge Analysis by Service and Age Group . . . . .	85
Fiscal Year Comparisons of Visits to Outpatient Clinics . . . . .	86
Talmadge Memorial Hospital Discharged Inpatients by Age, Paycode, Race, and Sex . . . . .	87
Number of Inpatients from the State of Georgia Discharged at Talmadge Memorial Hospital by County (Map) . . . . .	88
Number of Inpatients Discharged at Talmadge Memorial Hospital by State (Map) . . . . .	89
Georgia War Veterans Nursing Home . . . . .	90

## 12 Alumni

Located, Living Georgia Alumni by County (Map) . . . . .	92
Located, Living Alumni by State and Country (Map) . . . . .	93
Located, Living Alumni by County, State, Country and School . . . . .	94
Alumni Association Presidents . . . . .	96
Practice Locations of School of Dentistry Graduates, 1978-1983 Five Year Trends and Cumulative Total . . . . .	97
Practice Locations of School of Medicine Graduates of 1958-1976 by Hometown Population and by Graduation Dates . . . . .	97
School of Medicine Alumni Specialties for Graduates of 1911-1976 . . . . .	98

## 13 Continuing Education

Continuing Education Program Enrollment and Continuing Education Units . . . . .	100
Continuing Education Program Enrollment and Continuing Education Units by Schools . . . . .	100
Continuing Education Programs Presented by the Various Schools . . . . .	101
Analysis of Enrollees Who Attended Continuing Education Courses . . . . .	102
Location of Continuing Education Programs, with Number of Participants, by Sponsoring Schools . . . . .	103
Location and Number of Continuing Education Programs (Map) . . . . .	104

## 14 Support Services, Special Programs and Projects

Foundations and Institutes . . . . .	106
Internal Services . . . . .	107
Special Community Service Projects . . . . .	109

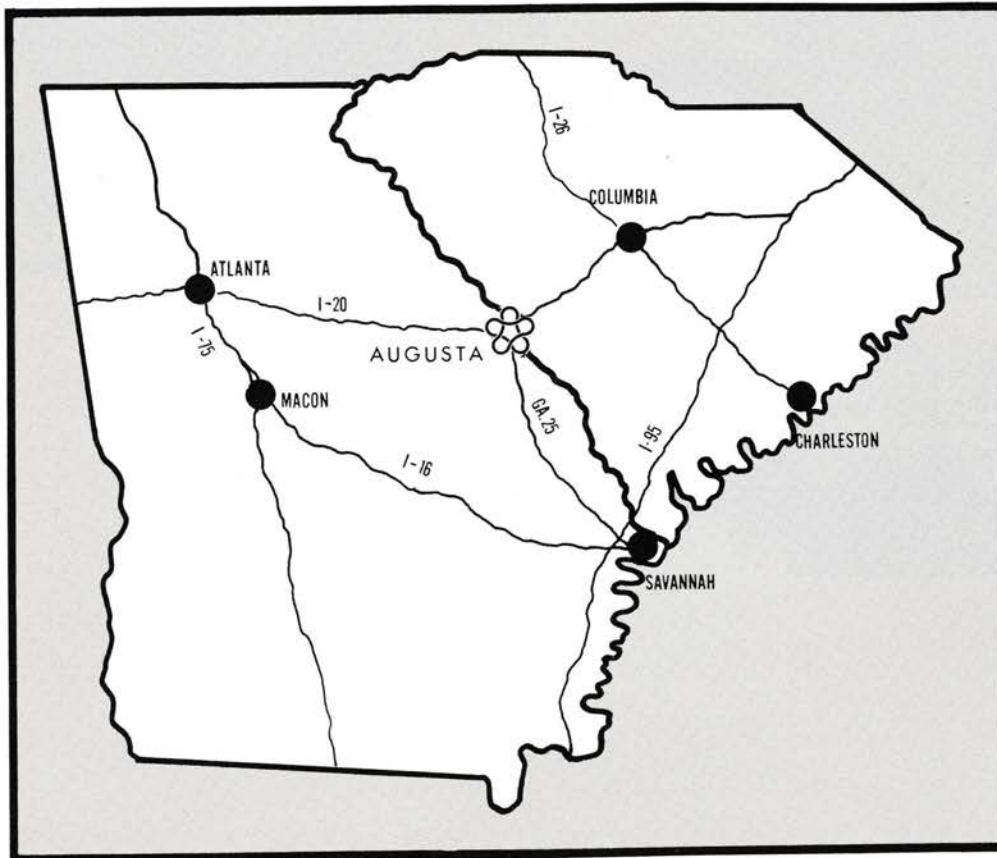


# AUGUSTA, GEORGIA

Augusta is located on the south bank of the Savannah River midway between the Great Smokey Mountains and the Atlantic coast. It is a crossroads of major highways from: Atlanta, 157 miles west; Savannah, 133 miles southeast; and Columbia, South Carolina, 72 miles east. Augusta is the second largest metropolitan market in Georgia and is also a major medical center with nine local hospitals that serve the entire southeast.

Founded in 1736 by General James E. Oglethorpe, Augusta is Georgia's second oldest city. Oglethorpe named the city for Princess Augusta, wife of the Prince of Wales. Augusta served as the capital of Georgia in 1778 and again from 1785 to 1796.

Augusta, "The Garden City," is a blend of cultures with progressive new architecture, historic neighborhoods, wide parklike streets, museums, and the acclaimed Augusta National Golf Course.



SOURCE: Metro Augusta, Georgia, July, 1977  
Chamber of Commerce of Greater Augusta, Inc.  
Augusta, Georgia, July, 1980  
Chamber of Commerce of Greater Augusta, Inc.

State of Georgia Telephone Directory, January 1982

## METRO AUGUSTA - A PROFILE


AREA	City, 16.5 square miles; Richmond County, 323 square miles; Columbia County, 290 square miles.
CHAMBER OF COMMERCE	Chamber of Commerce of Greater Augusta, Inc., 600 Broad Street Plaza, Augusta, Georgia 30901 (P.O. Box 657, Augusta, Georgia 30903) (404) 722-0421.
CLIMATE	Short, mild winters and long, warm summers. Average annual temperature 64.4 degrees; August average 80.3 degrees; January average 47.2 degrees. Average annual precipitation 47.45 inches.
COMMUNICATIONS	Newspapers--one morning daily, one evening daily, combined Saturday and Sunday edition; six area weeklies; two magazines. Television--three channels for programs of major networks, one public broadcasting station and cable TV. Radio--9 stations, including public broadcasting station at Augusta College.
CONVENTIONS	Augusta is growing as a convention center, with excellent meeting facilities and more than 2,200 rooms in area hotels and motels. The downtown Civic Center has meeting facilities to accommodate conventions and meetings of all sizes.
EDUCATION	65 public schools in Richmond and Columbia counties; a number of vocational and technical schools, of which two are a part of the public school system; 18 parochial and private schools; one public and one private liberal arts college and one health sciences university.
ELEVATION	110 to 460 feet above sea level.
FINANCIAL INSTITUTIONS	Four banks (51 branches), with total assets of nearly \$15 billion, include the state Citizens and Southern National Bank system, First National Bank of Atlanta state system, Georgia Railroad Bank and Trust Company, and First National Bank of Augusta. Three savings and loan associations (18 branches), with total assets of more than 4.3 billion, are located in Augusta. Each of the four banks has 24-hour instant banker services at a central location on the Medical College of Georgia campus.
FOUNDED	1736
GOVERNMENT	City--mayor/council. Richmond and Columbia counties--Board of Commissioners. Fire Protection: City--137-officer paid force; Richmond County--141 county personnel. In Columbia County, fire protection is available in Harlem, Grovetown, Martinez, and portions of the county. Law Enforcement: City personnel--161; Richmond County--154; Columbia--30.
HEALTH CARE	Augusta is a major medical center, with nine hospitals and more than 5,000 hospital and nursing home beds available for use.
HIGHER EDUCATION	Augusta College, Paine College, and the Medical College of Georgia.
HOUSES OF WORSHIP	More than 200 houses of worship represent most major faiths and denominations.
INCORPORATED	Incorporated as a town in 1789. Chartered as a city in 1798.
INDUSTRY	Industrial Development Department of the Greater Augusta Chamber of Commerce assists new, expanding, or relocating industries. Principal industries include chemical, pulp, textile, metalworking, brick and clay, and food processing. Choice sites available.
LIBRARIES	Augusta Regional Library has four branches with 390,968 volumes and 35,003 visual aids, plus recordings. The system also has branches in Columbia County, Burke County and Midville. Bookmobile schedules are published weekly in local newspapers.
MILITARY	Fort Gordon, home of U.S. Army Signal School, the largest communications-electronics training center in the world. Dwight David Eisenhower Army Medical Center, U.S. Army's regional medical treatment and teaching facility for the Southeastern U.S. Total annual expenditures 1983: \$426.5 million.
POPULATION	Augusta--47,532. Richmond County--186,000. Columbia County--44,941. Trading Area--357,487 (1983 estimate; SMSA includes Richmond, Columbia, and McDuffie counties in Georgia and Aiken County in South Carolina, totaling 1,960 square miles). The CSRA (an 18 county area comprised of 13 counties in Georgia and five in South Carolina) has a population of 512,139.
RECREATION/CULTURE	Parks and Recreation Department of Richmond County plans and supervises year-round programs for all ages. YMCA and YWCA programs are available. Thirteen golf courses in area. Richmond County Recreation Department operates swimming pools and tennis courts. Clark Hill Reservoir offers a 1,200-mile shoreline and 80,000 acres of impounded water area with sailing, swimming, camping, waterskiing, fishing, and boating. All major professional sports in Atlanta are within easy access. Full schedule of intercollegiate spectator sports is maintained. Greater Augusta Arts Council, Augusta Opera Association, Augusta Symphony Orchestra, Augusta College and Paine College Lyceum Series, Augusta Choral Society, Augusta Players, Fort Gordon Players, children's theater group, one ballet company, others.
TAXABLE SALES	\$1,410,127,000 (1983, Richmond County).
TRANSPORTATION	Air--Bush Field (municipal) has a commuter service, Atlantis Airlines, and 17 in-bound and 16 out-bound daily flights via Delta, Piedmont, Atlantis, and Atlantic Southeastern Airlines. Daniel Field is an in-town utility airfield with fixed-based operations and air taxi service. Five rail lines service business and industry with reciprocal switching and transit agreements. Rail and truck lines serve Port of Augusta Riverboat and Storage. Highway--Interstates 20 and 520; U.S. Highways 1, 25, 78, 221, and 278; Georgia Routes 4, 21, 28, 56, 88, 104, and 232. There are 25 motor freight lines and five tank-truck lines. Bus--Two national bus lines, one intracity bus line, and a bus route to Fort Gordon.
UTILITIES	Electric power--Georgia Power Company. Natural gas--Georgia Natural Gas Company. Water--City Water Works Department. Telephone--American Telephone & Telegraph Communications.

SOURCE: Chamber of Commerce of Greater Augusta, Inc.  
April, 1984

## AUGUSTA AREA HEALTH-CARE FACILITIES

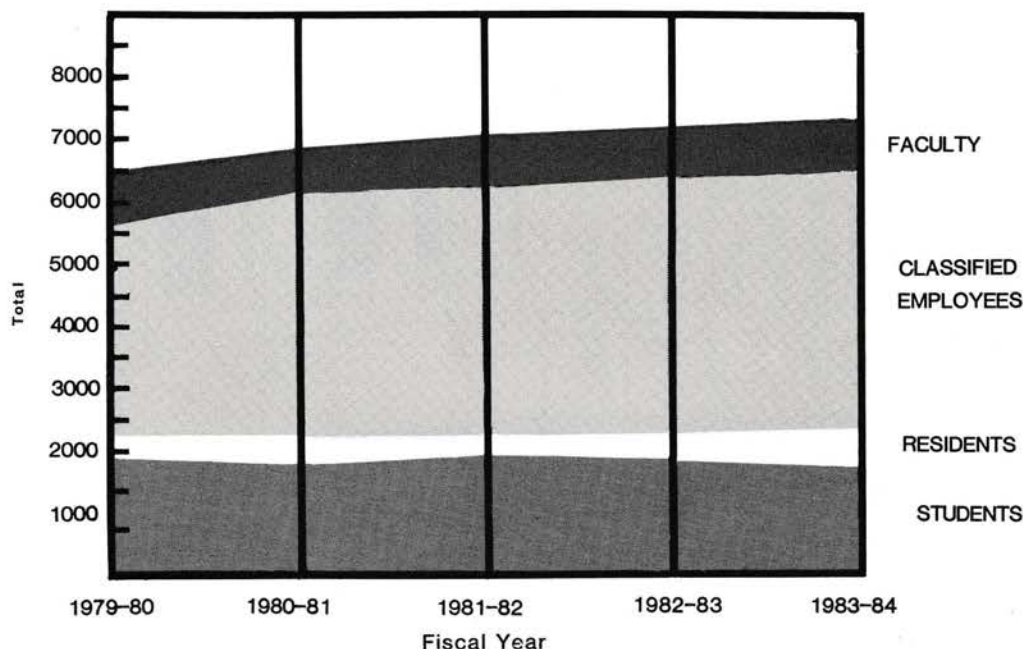
EMPLOYMENT	More than 15,000 people are employed in the medical community in Richmond County.
HOSPITALS	<p><u>Dwight David Eisenhower Army Medical Center</u> - Built at a cost of approximately 60 million dollars, this tertiary care facility opened in 1976. The Center is accredited by the Joint Commission on Accreditation of Hospitals and American College of Pathology. It has a capacity of 755 beds, currently operates 461 beds and provides outpatient services from 45 clinics. The Center provides seven residency training programs, operates an accredited LPN school, and participates in the training of physicians, nurses, dietitians, and social workers enrolled at MCG and the University of Georgia. The Medical Center is the focus of a seven-state Southeastern Army referral area and a three-state Department of Defense area.</p> <p><u>Georgia Regional Hospital</u> - The Georgia Regional Hospital at Augusta is a state-supported, multi-purpose psychiatric hospital opened in April 1969 and designed to provide necessary psychiatric, medical, social, educational and rehabilitative services directed toward returning patients to the community as participating members. Employing 485, the hospital is a licensed 355-bed mental hospital facility with 270 beds currently available for use that provides short-term, intensive care for the 23-county East Central area. All hospital programs are fully accredited by the Joint Commission on Accreditation of Hospitals.</p> <p><u>Gracewood State School and Hospital</u> - Opened in 1921, Gracewood provides treatment for the mentally retarded and is funded by state and federal funds. The residential units currently accommodate approximately 700 patients and employ 1,546 people. Gracewood is administered by the Division of Mental Health/Mental Retardation, Georgia Department of Human Resources and serves persons of all age levels with all degrees of mental retardation and with a wide range of physical disabilities associated with mental retardation.</p> <p><u>Humana Hospital</u> - Opened in November 1973 as Doctor's Hospital of Augusta, Humana is a general acute care hospital accredited by the Joint Commission on Accreditation of Hospitals. Humana Hospital has 301 beds and employs 750 in its six-story building.</p> <p><u>St. Joseph Hospital</u> - A Catholic hospital operated by the Sisters of St. Joseph of Carondelet since December 1952, St. Joseph is a general hospital accredited by the Joint Commission on Accreditation of Hospitals. The 235-bed facility employs 956 and has an outpatient clinic for ambulatory patients offering inhalation therapy, physical therapy, speech therapy, social services, day surgery and a cardiac lab. A wing was recently completed that houses the hospital's administrative and business offices and patient rooms.</p> <p><u>Talmadge Memorial Hospital</u> - As a unit of the Medical College of Georgia, Talmadge Memorial Hospital, with 520 beds and 80 clinics, is a major tertiary referral center. It is accredited by the Joint Commission on Accreditation of Hospitals and opened in 1956. Because of the expertise of the medical staff of the hospital, physicians throughout the state of Georgia refer patients to Talmadge for the specialized services available. Talmadge also serves the Medical College of Georgia as a primary teaching hospital, providing clinical experience in support of programs conducted by the Schools of Allied Health Sciences, Dentistry, Medicine and Nursing. The hospital and clinics employ over 3,200.</p> <p><u>University Hospital</u> - Established in 1818, University Hospital operates under the direction of the Richmond County Hospital Authority and is accredited by the Joint Commission on Accreditation of Hospitals. A 10-story physical plant opened in December 1970 provides 615 general and 75 psychiatric hospital beds. The hospital also operates Health Central, a wellness center, which is designed to increase wellness through education, disease prevention and the promotion of good health habits. An Ambulatory Care Center was constructed in 1980 to house the clinics, emergency departments and support services. University Hospital employs 3,000.</p> <p><u>Veterans Administration Medical Center</u> - Two divisions of the VA Hospital are located in Augusta. The Uptown Division (Lenwood) has 622 beds plus a 40-bed nursing home; the newly constructed Downtown Division, which replaced the Forest Hills Division, has 420 beds. The combined employment of both facilities is over 2,300. Twenty-three rooms of X-ray equipment, a special animal research wing and a 60-bed spinal cord injury unit are part of the Downtown facility.</p>
NURSING HOMES	Approximately 980 beds are provided by Richmond County's nine nursing homes.
PRIVATE PHYSICIANS/DENTISTS	Richmond County has approximately 450 medical doctors with private practices and more than 100 dentists.
STATE AND REGIONAL HEALTH CENTERS	Among the several state and regional centers located in Augusta are the Poison Control Center, Regional Radiation Therapy Center, and the Kidney Dialysis Referral Center. In 1981 Talmadge Hospital's Trauma Unit was designated as the East Central Georgia Trauma Center. Talmadge operates one of two active burn centers in the state and is one of five hospitals in the state providing tertiary care for critically ill newborns.
STATE HEALTH SCIENCES UNIVERSITY	The Medical College of Georgia (MCG) is the eleventh-oldest medical teaching institution in the nation and the region's leader for medical research in many health fields. The state-supported institution, chartered in 1828 as an academy offering a single course of lectures, consists of the Schools of Allied Health Sciences, Dentistry, Graduate Studies, Medicine, and Nursing. MCG's annual budget of approximately \$166 million includes almost \$8 million in new grants and awards. The college provides education for approximately 2,000 students, while supplying jobs for more than 5,000 employees, interns and residents.

SOURCE: Chamber of Commerce of Greater Augusta, Inc.  
April, 1984



# PROFILE OF THE MEDICAL COLLEGE OF GEORGIA

TYPE	The Medical College of Georgia is a state-supported institution - unique in the fact that it is the only public health sciences university in Georgia. It is a unit of the University System of Georgia.
PURPOSE	<p>To provide health education and training for prospective practitioners, scientists and educators at the undergraduate, graduate, postgraduate and continuing education levels.</p> <p>To promote scholarly inquiry in the biological sciences and provide leadership in the generation of basic knowledge of human biology and behavior in health and disease.</p> <p>To exercise leadership in the development of new educational approaches for the health professions and in the application of new knowledge and technology.</p>
LOCATION	The campus, situated in the approximate center of Augusta, is convenient to downtown and is accessible to suburban businesses and shops.
SIZE	The present five-school campus consists of 76 buildings, including a 520 bed teaching hospital, on approximately 81 acres of land. In addition, 1 building and almost 94 acres comprise the Animal Care Facility at Gracewood. The College also occupies 1 building in Athens. There are more than 7300 students and employees at MCG, which includes 1958 students, 4189 classified employees, 402 interns and residents, and 775 full-time and part-time faculty. In addition, there are approximately 750 volunteer faculty.



SCHOOLS	<p><b>ALLIED HEALTH SCIENCES:</b> Established as a separate school by Board of Regents in January 1968 incorporating programs already established at MCG. First degree awarded in 1964.</p> <p><b>DENTISTRY:</b> Established by Board of Regents in 1965. First students accepted in 1969. First degree awarded in 1973.</p> <p><b>GRADUATE STUDIES:</b> Established as a separate school by Board of Regents in 1965. Programs formerly offered under Graduate Division. First Master's degree awarded in 1951; first Ph.D in 1966.</p> <p><b>MEDICINE:</b> Established by legislative act in 1828. First degree awarded in 1833.</p> <p><b>NURSING:</b> Begun in 1943 (first degree awarded in 1945) at the University of Georgia in Athens; moved to MCG campus in Augusta in 1956. First baccalaureate nursing degree awarded at MCG in 1957. First M.S.N. degree awarded in 1969.</p>
---------	--

**SYMBOL AND LOGO** The MCG symbol represents infinity--over and under, a never-ending path continually repeating itself--symbolizing man's search for immortality, man's attempt to prolong life through health and medicine.

The five poles that make up the entity represent the five areas of study that make up the whole--the Medical College of Georgia. These poles form a precise, mechanical shape which imparts a scientific "feeling." The abstract quality of the symbol can be likened to a biological unit or an atom, organic because of its round, flowing form; mathematical in its strict geometric pattern.

When the symbol is used in conjunction with the stable, authoritative letterforms of the MCG logo (Craw Clarendon typeface) it becomes a powerful statement of quality and professionalism for the college it represents.



**SEAL**

Used on official documents, the seal of MCG was adopted by the college in 1975. It is similar to the one used in the earliest days of the institution. The seal bears the words Medical College of Georgia in Latin and the Roman numerals for 1828, the year the college was chartered. The illustration depicts the Old Medical College Building on Telfair Street.



**REGALIA**

The Medical College of Georgia regalia, rich in symbolism, was originally designed by the late Dr. Walter Sheppard, Professor Emeritus of the School of Medicine. It is based on the coats of arms of three members of the 1832 faculty: Dr. Louis A. Dugas and Drs. Joseph and Paul Fitzsimmons Eve. The official colors of the Medical College, blue and silver, were taken from the Dugas coat of arms.

The top of the cap represents the family coat of arms of Louis A. Dugas. The right side is silver, the left is blue, and a red saltire cross extends into all quadrants. The cap's six corners stand for heroism awards given to the family by France during the First Crusade.

The main part of the hood carries the Dugas colors and the red saltire cross with two attached tags in the front; the right tag represents the family coat of arms of Drs. Joseph and Paul Fitzsimmons Eve, and the left tag represents the Dugas family colors. The color of the hood's velvet trim symbolizes the major discipline of the wearer: herbal green for medicine; yellow for science; lilac for dentistry; apricot for nursing; and blue for philosophy. The level of the degree is shown by the size of the hood and the width of the trim, as set by the Intercollegiate Regalia Commission. The bachelor's, master's, and doctor's hoods are three feet, three and one-half feet, and four feet long, respectively. The width of the hood trim is two inches for the bachelor's, three for the master's, and five for the doctor's.

**SOURCE:** Compiled and revised by Division of Educational Research and Development  
March, 1981

Regalia information based on data prepared by the late  
Dr. Walter Sheppard for the MCG Graduation Program  
June, 1977

Symbol, Logo and Seal information from MCG Faculty Manual, 1980

# CHRONOLOGICAL HIGHLIGHTS IN THE HISTORY OF THE MEDICAL COLLEGE OF GEORGIA

- |         |   |         |   |
|---------|---|---------|---|
| 1828    | Medical Academy of Georgia chartered by state of Georgia with plans to offer single course of lectures leading to bachelor's degree. Classes held in City Hospital.   | 1933    | Financial crisis of the Depression led to a Board of Regents decision to close the medical school. Protests of graduates, citizens of Augusta and throughout the state, together with support from Governor Eugene Talmadge, reversed the decision. Name changed to University of Georgia School of Medicine. |
| 1829    | Name changed to Medical Institute of Georgia; empowered to confer Doctor of Medicine degree.  | 1934    | AMA removed school from Class A list and recommended it be dropped from membership. Under leadership of a new dean, Dr. G. Lombard Kelly, a massive program was undertaken to correct deficiencies.   |
| 1833    | First M.D. degree conferred on four graduates. School conducted by six faculty in rooms in City Hospital. Name changed to Medical College of Georgia.   | 1936    | Class A rating provisionally restored by AMA (fully restored the next year). Entrance requirements raised to three years of college pre-medical training.   |
| 1834    | MCG faculty began a campaign, leading to conventions in 1846 and 1847, urging medical schools throughout the nation to cooperate in uniform entrance requirements and longer sessions.  | 1942-45 | Accelerated program to graduate classes every nine months. All students were subject to military training and service following graduation.   |
| 1835    | School moved into Medical College building on Telfair.  | 1945    | Legislative act authorized construction of a hospital to be operated in conjunction with the medical school.  |
| 1846-47 | Conventions of representatives of medical schools were held to discuss higher standards of medical education. These meetings resulted in the formation of the American Medical Society, which became the American Medical Association.                    | 1950    | Medical school became an independent institution in the University System and reverted to its earlier name, Medical College of Georgia.   |
| 1861-65 | School closed during War Between the States.  | 1951    | First degrees of Master of Science and Master of Science in Medical Art were awarded.   |
| 1865    | School reopened with 47 students. Outpatient clinic became a part of teaching program.  | 1954    | First full-time appointments of faculty in the clinical sciences.   |
| 1873    | Agreement made for affiliation with the University of Georgia, though separate governance and financing were maintained. Name changed to Medical Department of the University of Georgia.   | 1956    | Eugene Talmadge Memorial Hospital opened as the teaching facility for MCG. School of Nursing program moved from the University of Georgia at Athens to MCG.   |
| 1893    | Requirements changed to three annual sessions of six months each.   | 1957    | First nursing degrees awarded at MCG.   |
| 1900    | Fourth year made requirement for degree. First two years devoted to basic sciences, with clinical sciences emphasized in last two years.  | 1963    | First offering of Ph.D. in biomedical science fields.   |
| 1907    | Medical Department received Class A (the highest) designation from the AMA Council for Medical Education.   | 1964    | First degree in Medical Records awarded.  |
| 1909    | Flexner Report on Medical Education in the United States released, with adverse report on MCG. Inadequate financial support and tenuous affiliation with the University of Georgia led Flexner to recommend that the school be closed or moved to Athens. | 1965    | Dental school approved by Regents.  |
| 1911    | True affiliation with University of Georgia effected. University took control of property under single board of trustees and academic program came under University direction.  | 1966    | First Ph.D. awarded. First degree in Radiation Technology awarded.  |
| 1913    | School moved from Telfair Street to Newton building, a single academic building which was a renovated orphanage. Located between where the old and the new University Hospital buildings are now situated.  | 1968    | School of Allied Health Sciences approved with departments of Medical Illustration, Medical Technology, Medical Records Science, Radiologic Technology and Dental Hygiene.  |
| 1915    | University Hospital was built by the city of Augusta to replace Lamar and City Hospitals as the teaching hospital for the school.   | 1969    | First dental students accepted. First M.S.N. degree awarded. First degree in Associated Dental Sciences awarded.  |
| 1928    | Centennial Celebration.   | 1973    | Medical College of Georgia first accredited by the Southern Association of Colleges and Schools. First dental degrees (D.M.D.) awarded. Interim plan of faculty governance first adopted by the MCG faculty. First degree in Physical Therapy awarded.  |
| 1932    | A Board of Regents established for the University System.   | 1974    | Plan of Organization adopted by the MCG faculty. First Master's of Health Education (M.H.E.) awarded. First Physician's Assistant degree and first Occupational Therapy degree awarded.   |
|         |   | 1977    | First degree in Respiratory Therapy awarded.  |
|         |   | 1978    | Celebration of Sesquicentennial - 150 years of history and achievements.  |
|         |   | 1979    | MCG's accreditation reaffirmed by the Southern Association of Colleges and Schools. <u>MCG Statutes</u> approved by Board of Regents.   |

SOURCE: Revised from 1977-78 Institutional Self-Study Report, page 5  
Researched by Librarian for Special Collections, MCG.

MEDICAL COLLEGE OF GEORGIA  
INSTITUTIONAL REPRESENTATIVES OF THE UNIVERSITY SYSTEM ADVISORY COUNCIL  
1983-84 ACADEMIC YEAR

Academic Committees

COMMITTEE

Biological Sciences  
Business Administration, Management  
and Economics  
Chemistry  
Computer Science and System Analysis  
Criminal Justice  
English  
Fine and Applied Arts  
Foreign Languages  
Geological Sciences and Geography  
Health Professions  
History  
Home Economics  
Libraries  
Mathematical Subjects  
Physical Education, Health Education  
and Recreation  
Physics  
Political Science (including Government)  
Psychology  
Sociology and Anthropology  
Special Studies  
Teacher Education (including Business  
Education)

REPRESENTATIVE

Thomas H. Rosenquist  
  
Richard M. Bramblett  
Rashid A. Akhtar  
Stanley Etersque  
J. Robert Teabeaut, II  
Barbara P. Stephens  
William J. Stenstrom  
M. Warren Schlatter  
Warren H. Gullen  
Raymond C. Bard  
Dorothy H. Mims  
Jane M. Greene  
Thomas G. Basler  
Rollie J. Harp  
  
William B. Strong  
Casimir Eubig  
Richard M. Martin  
Boyd D. Sisson  
Herman F. Harris, Sr.  
J. Valerie King  
  
Nancy D. Prendergast

Administrative Committees

COMMITTEE

Academic Advisement  
Academic Affairs  
Public Service  
Fiscal Affairs  
Graduate Work  
Institutional Research and Planning  
Records and Admissions  
Research Administration  
Student Affairs

REPRESENTATIVE

Alfred W. Hesser  
Lois T. Ellison  
Glen E. Garrison  
H. Alan Campbell  
Sam A. Singal  
P. Kenneth Morse  
Richard M. Greer  
William F. Davis, Jr.  
James B. Puryear

SOURCE: MCG Faculty Office  
Office of the President, MCG  
April, 1984

MEDICAL COLLEGE OF GEORGIA  
INSTITUTIONAL COMMITTEES  
1983-84

AFFIRMATIVE ACTION ADVISORY COMMITTEE

Lois T. Ellison, Director

James E. Carter, III  
Thomas R. Dirksen  
Douglas M. Dortch  
Octavia Garlington  
Freddie Gavin  
Elizabeth Griffin  
John C. Howard  
Thomas Kelly, Jr.  
J. Valerie King  
Charles W. Scott  
Constance A. Singleton

BUILDING IDENTIFICATION COMMITTEE

Sam A. Singal, Chairman

Leilee P. Ault  
James C. Austin  
A. Bleakly Chandler  
Thomas R. Dirksen  
Lois T. Ellison  
Gordon M. Kelly (alumnus)  
Dorothy H. Mims  
Russell R. Moores  
Geraldine Rinker  
Alan B. Williams

CAMPUS SAFETY COMMITTEE

J. Malcolm Kling, Chairman

Donald C. Abele  
Ann S. Anderson  
J. David Bass  
Donna Beard (student)  
Richard M. Bramblett  
Jamie Casey (student)  
W. John Donnelly  
Elizabeth Doyle  
Christy Fales (student)  
James M. Hill  
Harry A. Jacobs  
Raymond A. Lackman, Jr.  
Leah Leopard (student)  
George M. Martin  
Robert E. Stafford  
Grace C. Thompson  
Larry M. Ward

CAMPUS SIGNAGE COMMITTEE

William Y. McLean, Chairman

Bernard J. Abbott  
J. David Bass  
Cheryl Cornett  
D.C. Guerrieri  
Harry A. Jacobs  
Raymond A. Lackman, Jr.  
Eddie K. Parker  
L. Kenneth Parrish  
Donald O. Patterson  
Biagio J. Vericella  
Larry M. Ward  
Alan B. Williams  
Robert D. Wilson

CATALOG COMMITTEE

Bernard J. Abbott, Chairman

Bryan L. Adams  
Thomas R. Dirksen  
Richard M. Greer (ex-officio)  
Wendell F. Hofman  
Terrence T. Kuske  
Regina L. Monnig  
Barbara P. Stephens  
Biagio J. Vericella  
Robert D. Wilson (ex-officio)  
Gerald W. Woods (ex-officio)

COUNCIL OF DEANS\*

Lois T. Ellison, Chairman

Raymond C. Bard  
Mary E. Conway  
Fairfield Goodale  
Judson C. Hickey  
William H. Moretz  
James B. Puryear  
Sam A. Singal

SUBSTANCE ABUSE COMMITTEE

William F. Geber, Chairman

E. Gerald Bennett  
Lois T. Ellison  
William N. Henderson  
Bruce Morgan  
Thomas R. Pearre, Jr.  
James B. Puryear  
Mercer B. Sell  
Gerald W. Woods  
Biagio J. Vericella  
Thomas J. Zwemer

EMPLOYEE GRIEVANCE HEARING PANEL

Vivian M. Ashline  
J. David Bass  
B. Kay Bowen  
Calvin C. Brown  
Doris G. Dove  
Brenda Duffie  
Shirley A. Dunbar  
Greg Henderson  
Barbara J. Isaac  
Beth H. Jones  
William E. Jones  
Thomas Kelly, Jr.  
Shirley K. Leacock  
William N. Mahler  
Patricia C. Nayyar  
J. Donald O'Neal  
Thomas R. Pearre, Jr.  
James H. Pollard  
Miranda Roth  
James M. Young

ENVIRONMENTAL SAFETY COMMITTEE

H. Alan Campbell, Co-Chairman  
Lois T. Ellison, Co-Chairman

William E. Homovec  
J. Malcolm Kling  
R. Bruce Morgan  
Thomas A. Partridge  
Sherwood M. Reichard  
Otto F. Zeck, Jr.

GRADUATION COMMITTEE

James B. Puryear, Chairman

John Blair (student)  
Margaret B. Devore  
James A. Estep  
Octavia Garlington  
Richard M. Greer  
Bill Kapp (student)  
Kay Koehler (student)  
Steve Kolas  
George M. Martin  
Dale Miles (student)  
Walter U. Schmidt  
Susan Waters (student)  
Nancy Williamson  
Robert D. Wilson

HUMAN ASSURANCE COMMITTEE

Thomas A. Huff, Chairman

Richard L. Borison  
Leonard H. Brubaker  
Hossam E. Fadel  
Connie T. Crenshaw  
William F. Davis, Jr. (ex-officio)  
Leonard O. Fletcher, Jr.  
(Non-institution Associated)  
William F. Geber  
David F. Lapp  
Richard M. Martin  
Martha L. McCranie  
Maralynne Mitcham  
Mary A. Schroeder  
George S. Schuster  
D. Ronald Spearman  
James T. Stringfield, III  
Audrey Thomas  
(Non-institution Associated)  
Gary M. Whitford  
Betty B. Wray

INSTITUTIONAL BIOSAFETY COMMITTEE

Sherwood M. Reichard, Chairman

Mary J. Carter  
D. Hugh Connally  
(Non-institution Associated)  
Bill W. Fry  
Louis P. Gangarosa  
Richard K. Holt  
William E. Homovec (ex-officio)  
J. Malcolm Kling  
Richard M. Martin  
Cherukantata N. Nair  
Maurice Patton  
(Non-institution Associated)  
David F. Scott

INSTITUTIONAL BIOSAFETY COMMITTEE cont...

Baldev Singh  
Earl T. Sweet  
Jay A. Tischfield  
Betty B. Wray

LIBRARY COMMITTEE

Lloyd A. Lewis, Chairman

Cleora W. Barnwell  
Thomas G. Basler (ex-officio)  
Janet K. Bishop  
Sergio E. Bustos-Valdes  
Fathie C. Eisentrout  
Lois T. Ellison (ex-officio)  
Carol J. Endebrock  
Daniel S. Feldman  
Jerry J. Garnick  
Jack M. Ginsberg  
John C. Howard  
Armand K. Karow  
L. Kenneth Parrish, Jr.  
Barbara P. Stephens

MCG EXECUTIVE COUNCIL

Donald C. Abele  
W. Clay Adamson, Jr.  
James C. Austin  
Raymond C. Bard  
Thomas G. Basler  
Erie P. Blissit  
Paul J. Brucker  
H. Alan Campbell  
Mary E. Conway  
Lois T. Ellison  
Fairfield Goodale  
Judson C. Hickey  
James B. Mathews  
William H. Moretz  
Donald C. Novak  
James B. Puryear  
Sam A. Singal  
Craig Smith (student)  
Robert D. Wilson  
Charles H. Wray

MANAGEMENT ADVISORY COUNCIL\*

P. Kenneth Morse, Chairman

Donald C. Abele  
Leilee P. Ault  
C. Robert Baisden  
Raymond C. Bard  
H. Alan Campbell  
Mary E. Conway  
Wallace S. Edwards  
Lois T. Ellison  
Fairfield Goodale  
Judson C. Hickey  
James B. Mathews  
Harry B. O'Rear  
Donald C. Novak  
James B. Puryear  
Sherwood M. Reichard  
Sam A. Singal  
Virginia Zachert

PARKING PENALTY APPEALS COMMITTEE

Alfred E. Ciarlone, Chairman

Gail C. Anderson  
Francis I. Doyle  
W. John Donnelly

\*Committee disbanded in December, 1983

SOURCE: Office of the President  
May, 1984

PARKING PENALTY APPEALS COMMITTEE cont...

John F. Erbland  
Frank H. Gearhart  
Patricia S. Hoff  
Harry A. Jacobs  
William E. Jones  
Robert F. Kaltenbach  
Richard M. Martin  
P. Kenneth Morse  
Thomas R. Pearre, Jr.  
David F. Scott  
Bunny D. Simon  
Donald V. Senecal  
Donald C. Smith

PATENT AND COPYRIGHT COMMITTEE

Gerald W. Woods, Chairman  
H. Alan Campbell, Vice Chairman

Raymond C. Bard  
Paul J. Brucker  
Thomas R. Dirksen  
Francis I. Doyle (ex-officio)  
Daniel S. Feldman  
Geoffrey E. King  
Barbara P. Stephens  
Alan B. Williams

PLANNING COMMITTEE ON PARKING FACILITIES

Alan B. Williams, Chairman

W. Clay Adamson, Jr.  
H. Alan Campbell  
Harry A. Jacobs  
J. Duane Hoverkamp (ex-officio)  
Raymond A. Lackman, Jr.  
William Y. McLean (ex-officio)  
R. Bruce Morgan  
Robert R. Nesbit, Jr.  
Thomas R. Pearre, Jr.  
James B. Puryear  
Geraldine Rinker  
Robert D. Wilson

RADIATION SAFETY COMMITTEE

Mark Brown, Chairman

H. Alan Campbell  
William F. Davis, Jr.  
George S. David  
Lois T. Ellison (ex-officio)  
Casimir Eubig  
Guy B. Faquet  
Arlie E. Fiveash  
Betty M. Golden  
J. Malcolm Kling  
Kent H. Larsen (ex-officio)  
L. Kenneth Parrish, Jr.  
Denyse N. Parnell  
David H. Pashley  
Winford H. Pool  
Sherwood M. Reichard  
Camal Shah  
Maximillian E. Stachura  
Jon H. Trueblood  
William R. Wege

SENIOR ADVISORY GROUP\*

Lois T. Ellison, Chairman

Donald C. Abele  
Raymond C. Bard  
Erie P. Blissit  
H. Alan Campbell  
Mary E. Conway  
Fairfield Goodale  
Judson C. Hickey  
James B. Mathews  
P. Kenneth Morse  
Donald D. Novak  
James B. Puryear  
Sam A. Singal  
Virginia Zachert

SPACE UTILIZATION COMMITTEE

Alan B. Williams, Chairman

W. Clay Adamson, Jr.  
Raymond C. Bard  
H. Alan Campbell  
Mary E. Conway  
Wallace S. Edwards  
Lois T. Ellison  
Fairfield Goodale  
Lowell M. Greenbaum  
Judson C. Hickey  
William Y. McLean (ex-officio)  
Donald C. Novak  
James B. Puryear  
Sam A. Singal  
Jesse L. Steinfeld  
Frances J. Tedesco

STUDENT FINANCIAL AID COMMITTEE

Thomas R. Pearre, Jr., Chairman


James C. Austin  
Warren Botnick (student)  
H. Alan Campbell  
Jeff Kincaid (student)  
J. Valerie King  
Raymond A. Lackman, Jr.  
Susie Lau (student)  
Fredrick A. Leibach  
Richard M. Martin  
Margaret H. Prince (ex-officio)  
Constance A. Singleton  
Melanie Williams (student)  
Cheryl W. Wilkes

STUDENT HEALTH SERVICES COMMITTEE

Joseph W. Tollison, Chairman

John F. Erbland  
Jerry Heuer  
Clay Haskins (student/ex-officio)  
William N. Henderson (ex-officio)  
Bill Kapp (student)  
James B. Puryear  
Colletta A. Richards (student)  
Holly Shurtleff (student)  
Sharon Steele (student)  
Craig Smith (student/ex-officio)  
Donald C. Smith  
Jerry A. Smith  
Bruce Tripp (student)  
Sidney M. Williams (student)





MEDICAL COLLEGE OF GEORGIA  
ADMINISTRATORS  
September 1, 1984

Dr. Jesse L. Steinfeld, President  
Dr. Thomas J. Zwemer, Vice President for Academic Affairs  
Mr. H. Alan Campbell, Vice President for Business and Finance  
Dr. Francis J. Tedesco, Vice President for Clinical Activities  
Dr. J. Graham Smith, Acting Vice President for Development  
Dr. Lowell M. Greenbaum, Acting Vice President for Research  
Dr. Lois T. Ellison, Associate Vice President for Planning (Hospitals and Clinics)

DIRECTORS

Comptroller--Mr. H. Alan Campbell	Laboratory Animal Resources/
Continuing Education--Dr. Glen E. Garrison	Biological Safety--Dr. J. Malcolm Kling
Educational Research and Development--Dr. Maurice Levy	Library--Mr. Thomas G. Basler
Facilities Planning--Mr. Alan B. Williams	Materials Management--Mr. Willard W. Prior
Health Communication--Dr. Paul J. Brucker	Personnel--Mr. Thomas R. Pearre, Jr. (Acting)
Hospital and Clinics--Mr. Donald C. Novak	Physical Plant--Mr. W. Clay Adamson, Jr.
Information Systems Management--Mr. John M. Chambers (Acting)	Procurement--Mr. L. Kenneth Parrish
Institutional Relations--Mr. James C. Austin	Public Safety--Mr. R. Bruce Morgan
Internal Audits--Mr. Donald C. Smith	Research Administration--Dr. William F. Davis, Jr.
	Student Affairs--Dr. James B. Puryear

SCHOOL OF ALLIED HEALTH SCIENCES

Dr. Raymond C. Bard, Dean

Associate Dean of Academic Affairs

Dr. Biagio J. Vericella

Department Chairmen:

Associated Dental Sciences  
Medical Illustration  
Medical Record Administration  
Medical Technology  
Occupational Therapy  
Physical Therapy  
Physician's Assistant  
Radiologic Technologies  
Respiratory Therapy

Dr. Billy M. Pollard  
Dr. Paul J. Brucker  
Ms. Sara R. Davenport  
Ms. Ann S. Anderson  
Dr. Nancy D. Prendergast  
Ms. Jan F. Perry  
Dr. Biagio J. Vericella (Acting)  
Mr. Scott T. Gregory  
Mr. Richard W. Beckham

SCHOOL OF DENTISTRY

Dr. Judson C. Hickey, Dean

Associate Deans:

Academic Affairs  
Biological Sciences  
Clinical Sciences

Dr. Wallace S. Edwards  
Dr. Thomas R. Dirksen  
Dr. Leon A. Leonard

Assistant Dean for Administration

Mr. Raymond A. Lackman

Department Chairman:

Community Dentistry  
Endodontics  
Oral Biology  
Oral Medicine  
Oral Pathology  
Oral and Maxillofacial Surgery  
Orthodontics  
Pedodontics  
Periodontics  
Prosthodontics  
Restorative Dentistry

Dr. J. Earl Williams  
Dr. E. Joseph Neaverth  
Dr. Thomas R. Dirksen (Acting)  
Dr. Bruce H. Rice  
Dr. Ralph V. McKinney  
Dr. Edwin D. Joy  
Dr. Thomas J. Zwemer (Acting)  
Dr. David R. Myers  
Dr. James W. Clark  
Dr. Arthur O. Rahn  
Dr. Charles F. Morris

SCHOOL OF GRADUATE STUDIES

Dr. Lowell M. Greenbaum, Acting Dean

Department Chairmen:

Anatomy  
Associated Dental Sciences  
Cell and Molecular Biology  
Endocrinology

Dr. Dale E. Bockman  
Dr. Billy M. Pollard  
Dr. Titus H. J. Huisman  
Dr. Virendra B. Mahesh

Medical Illustration  
 Medical Technology  
 Occupational Therapy  
 Oral Biology  
 Pharmacology and Toxicology  
 Physical Therapy  
 Physiology

Dr. Paul J. Brucker  
 Ms. Ann S. Anderson  
 Dr. Nancy D. Prendergast  
 Dr. Thomas R. Dirksen (Acting)  
 Dr. Lowell M. Greenbaum  
 Dr. Bella J. May  
 Dr. Robert C. Little

#### SCHOOL OF MEDICINE

Dr. Paul D. Webster, III, Interim Dean

##### Associate Deans:

Admissions  
 Basic Sciences  
 Business Affairs  
 Clinical Sciences  
 Curriculum  
 Special Programs  
 Students

Dr. Boyd D. Sisson  
 Dr. Thomas F. McDonald  
 Mr. Eddie K. Parker  
 Dr. Joseph P. Bailey, Jr.  
 Dr. Terrence T. Kuske  
 Dr. Russell R. Moores  
 Dr. Margaret B. DeVore

##### Assistant Deans:

Affiliated Programs - Georgia Baptist Hospital  
 Affiliated Programs - Savannah  
 Educational Programs - University Hospital  
 Veteran Affairs

Dr. James S. Maughon, Sr.  
 Dr. Carl L. Rosengart  
 Dr. Victor A. Moore  
 Dr. H. Turner Edmondson, Jr.

Medical Director of Georgia War Veterans Nursing Home

Dr. Arthur O. Gelbart

##### Department Chairmen:

Anatomy  
 Anesthesiology  
 Cell and Molecular Biology  
 Dermatology  
 Endocrinology  
 Family Medicine  
 Medicine  
 Neurology  
 Obstetrics/Gynecology  
 Ophthalmology  
 Pathology  
 Pediatrics  
 Pharmacology and Toxicology  
 Physiology  
 Psychiatry and Health Behavior  
 Radiology  
 Surgery

Dr. Dale E. Bockman  
 Dr. Joseph F. Johnston (Acting)  
 Dr. Titus H. J. Huisman  
 Dr. J. Graham Smith  
 Dr. Virendra B. Mahesh  
 Dr. Joseph W. Tollison  
 Dr. Paul D. Webster, III  
 Dr. Thomas R. Swift  
 Dr. Donald M. Sherline  
 Dr. Malcolm N. Luxenberg  
 Dr. A. Bleakley Chandler  
 Dr. Albert W. Pruitt  
 Dr. Lowell M. Greenbaum  
 Dr. Robert C. Little  
 Dr. E. Mansell Pattison  
 Dr. Winford H. Pool  
 Dr. Arlie R. Mansberger

#### SCHOOL OF NURSING

Dr. Mary E. Conway, Dean

##### Associate Deans:

Graduate Program  
 Undergraduate Program

Dr. Regina L. Monnig  
 Dr. Gloria M. Clayton

##### Assistant Dean:

Business Affairs

Mr. J. David Bass

##### Department Chairmen:

Adult Nursing  
 Community Nursing  
 Parent-Child Nursing  
 Mental Health-Psychiatric Nursing  
 Nursing Administration

Ms. Marsha A. Brandon  
 Dr. Alice S. Demi  
 Ms. Cathryn L. Glanville  
 Dr. Gerald Bennett  
 Ms. Jane L. Echols (Coordinator)

SOURCE: Office of the President, MCG  
 September 1, 1984

# 1984-85 BOARD OF REGENTS OF THE UNIVERSITY SYSTEM OF GEORGIA

The Board of Regents of the University System of Georgia was established in 1932 to govern the State's 33 institutions of higher education. Consisting of fifteen members appointed by the Governor for terms of seven years each, the Board selects its own officers and appoints a chancellor as its chief administrator. The membership of the Board of Regents and a list of the officers and staff are provided below.

<u>REGENTS</u>	<u>DISTRICT</u>	<u>TERM</u>
John H. Anderson, Jr.	State-at-Large	3/16/83 - 1/1/90
Marie W. Dodd	State-at-Large	1/1/81 - 1/1/88
Jesse Hill, Jr.	State-at-Large	5/17/78 - 1/1/85
Joseph D. Greene	State-at-Large	1/10/84 - 1/1/91
John E. Skandalakis	State-at-Large	1/22/81 - 1/1/88
Arthur M. Gignilliat, Jr.	First	3/16/83 - 1/1/90
William T. Divine, Jr.	Second	1/23/80 - 1/1/89
John H. Robinson, III	Third	8/1/79 - 1/1/86
Jackie M. Ward	Fourth	1/10/84 - 1/1/91
Elridge W. McMillan	Fifth	1/27/75 - 1/1/89
Edgar L. Rhodes	Sixth	1/10/84 - 1/1/85
Lloyd L. Sumner, Jr.	Seventh	1/18/80 - 1/1/87
Thomas H. Frier, Sr.	Eighth	5/17/78 - 1/1/85
Sidney O. Smith, Jr.	Ninth	1/18/80 - 1/1/87
Julius F. Bishop	Tenth	8/1/79 - 1/1/86

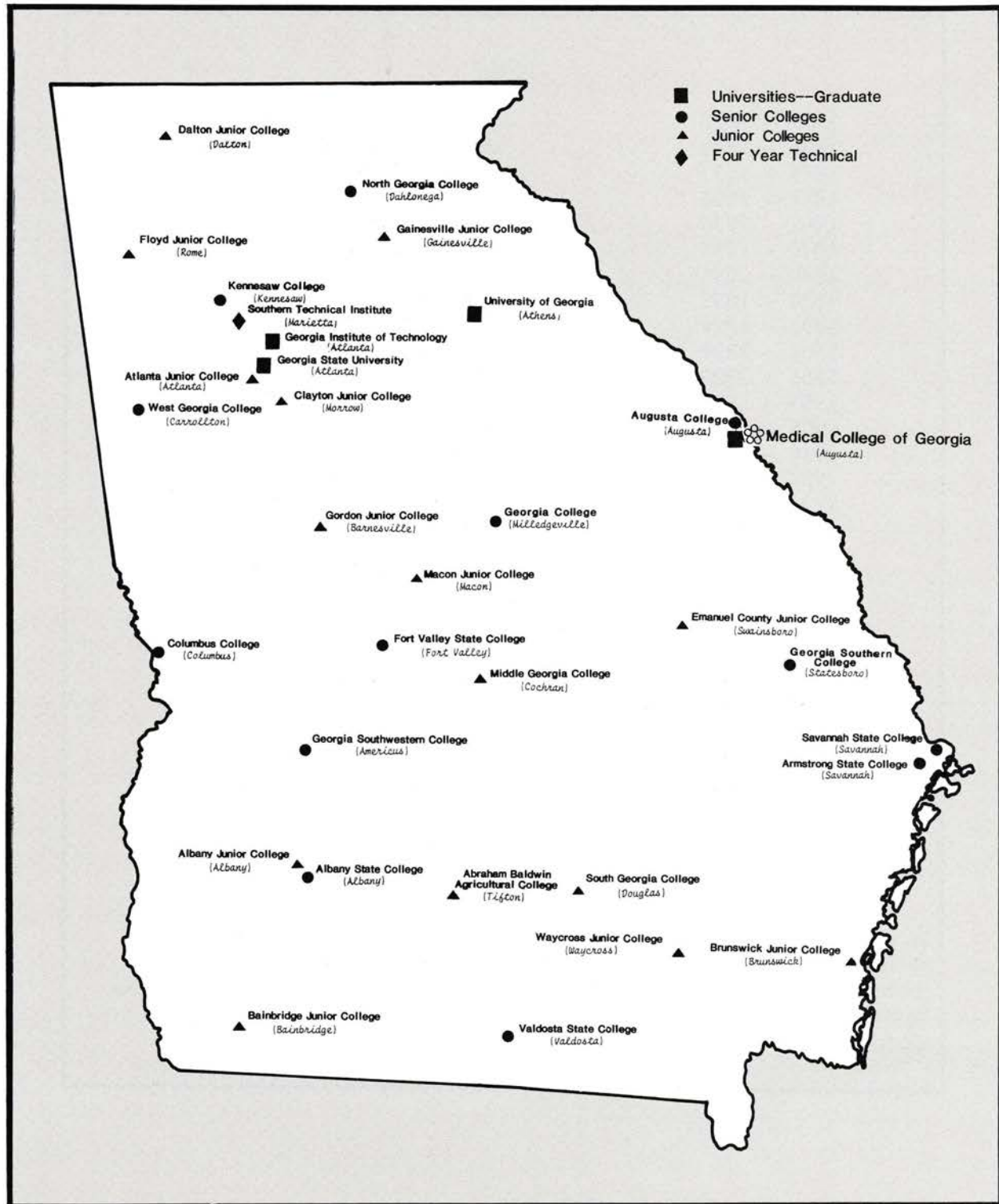
## OFFICERS AND STAFF MEMBERS

Sidney O. Smith, Jr.	Chairman*
Arthur M. Gignilliat, Jr.	Vice Chairman*
Vernon Crawford	Chancellor*
H. Dean Propst	Vice Chancellor*
Henry G. Neal	Executive Secretary*
Jacob H. Wamsley	Vice Chancellor - Fiscal Affairs and Treasurer*
W. Ray Cleere	Vice Chancellor - Academic Affairs
Frederick O. Branch	Vice Chancellor - Facilities
Harry B. O'Rear	Vice Chancellor - Health Affairs
Haskin R. Pounds	Vice Chancellor - Research and Planning
Howard Jordan, Jr.	Vice Chancellor - Services
Thomas F. McDonald	Vice Chancellor - Student Services
Mary Ann Hickman	Assistant Vice Chancellor - Academic Affairs
Robert J. Cannon	Assistant Vice Chancellor - Affirmative Action
James L. Carmon	Assistant Vice Chancellor - Computing Systems
H. Guy Jenkins, Jr.	Assistant Vice Chancellor - Facilities
Thomas E. Mann	Assistant Vice Chancellor - Facilities
Gordon M. Funk	Assistant Vice Chancellor - Fiscal Affairs - Accounting Systems and Procedures
Roger Mosshart	Assistant Vice Chancellor - Fiscal Affairs - Budget
Wanda K. Cheek	Assistant Vice Chancellor - Planning
E. Beth Schwarzmuller	Assistant Vice Chancellor - Research

\*Officers of the Board

SOURCE: Office of the President, MCG  
 April, 1984  
The System Summary, Volume 20 (7)  
 July, 1984

# INSTITUTIONS OF THE UNIVERSITY SYSTEM OF GEORGIA



SOURCE: The System Summary  
May, 1984

MEDICAL COLLEGE OF GEORGIA  
CHIEF ADMINISTRATIVE OFFICERS  
1833 - PRESENT

DEANS


1833 - 1836	Lewis DeSaussure Ford
1836 - 1844	Paul Fitzsimmons Eve
1844 - 1857	George M. Newton
1857 - 1861	Ignatius Poultney Garvin
1861 - 1876	Louis Alexander Dugas
1876 - 1880	H. W. DeSaussure Ford
1880 - 1884	George Washington Raines
1884 - 1893	Edward Geddings
1893 - 1894	H. W. DeSaussure Ford
1894 - 1896	Thomas Russell Wright
1896 - 1903	Eugene Foster
1903 - 1906	H. W. DeSaussure Ford
1906 - 1910	Joseph Eve Allen
1910 - 1924	William Henry Doughty, Jr.
1924 - 1932	William Henry Goodrich
1932 - 1934	William Lorenzo Moss
1934 - 1950	George Lombard Kelly

PRESIDENTS

1950 - 1953	George Lombard Kelly
1953 - 1958	Edgar Rudolph Pund
1958 - 1972	Harry Barron O'Rear
1972 - 1983	William Henry Moretz
1983 - Present	Jesse Leonard Steinfeld

Between the years 1833 - 1950, the administrator of MCG was a dean. In 1950 the Medical School became an independent institution in the University System; thus, G. Lombard Kelly was appointed to be the first president of the Medical College of Georgia.

SOURCE: Librarian for Special Collections, MCG  
January, 1980



MEDICAL COLLEGE OF GEORGIA  
BUILDING DATA

CODE	BUILDING NAME	DATE OF CONSTRUCTION	YEAR OCCUPIED	YEAR LAST MAJOR ADDITION/RENOVATION COMPLETED	NET ASSIGNABLE SQ. FT.
AA	Kelly-Administration Building	1954	1954	1965	23,524
AB	MCG Library	1963	1963	1980	63,010
AC	Protein Chemistry Laboratory	1950	1967	--	3,517
AD	School of Dentistry Building	1970	1971	--	108,845
AE	Residence I	1956	1956	1977	25,106
AF	Residence II	1956	1956	1980	18,426
AG	Sickle Cell Pediatric Clinic	1973	1973	--	1,105
AH	Architectural Section/Offices	1952	1975	--	5,002
AI	Institutional Relations/Med. Record Administration	1956	1982	1981	6,068
AJ	Student Health	1953	1981	1980	3,162
AK	Respiratory Therapy Department	1952	1975	1975	3,254
AL	Medical Technology/Medical Record Offices	1952	1975	1976	2,974
AM	Motor Pool Service Station	1950	1976	--	1,465
AN	Public Safety Division	1950	1974	1980	3,207
AP	Clinic-Ramp	1973	1973	--	304
AR	Sickle Cell Administration/Education	1967	1967	--	2,082
AS	Banking Building	1978	1978	--	324
AT	Vending Building	1978	1978	--	342
BA	Talmadge Memorial Hospital	1956	1956	1980	272,982
BB	Research Wing of Talmadge Memorial Hospital	1960	1961	--	30,066
BC	Auditoria Center	1956	1956	--	14,838
BD	Pavilion	1954	1954	--	27,002
BE	School of Nursing	1954	1955	1973	9,900
BF	Murphey Building	1939	1939	1983	16,849
BG	Dugas Building	1939	1939	1974	26,418
BH	Central Energy Plant	1975	1975	--	4,221
BI	Sydenstricker Wing of Talmadge Memorial Hospital	1976	1976	--	183,621
BJ	Chemical Storage Shed	1948	1948	--	252
BK	MCG Harper Street Deck	1975	1976	--	0
BL	Laundry/Warehouse	1956	1956	--	34,089
CB	Sanders Research and Education Building	1970	1970	--	182,292
CC	Personnel Building	1950	1966	1974	5,317
CD	Maternal and Infant Care Offices	1968	1968	--	1,014
CE	Children and Youth Clinic	1968	1968	--	3,119
CF	Pediatric Dental Clinic	1968	1968	--	1,122
CH	Physical Therapy Building	1970	1970	--	7,839
CI	Computing Sciences Building	1970	1970	--	3,443
CJ	Outpatient Clinic	1973	1973	--	40,294
CK	Outpatient Clinic Offices	1957	1974	1973	13,814
CL	Hamilton Wing of the Research and Education Building	1977	1977	--	24,026
CM	Nuclear Refuse	1970	1970	--	324
CP	MCG Goss Lane Deck	1975	1976	--	0
DA	MCG Student Center	1967	1967	--	20,048
DB	MCG Village Residence IV	1967	1968	--	15,620
DC	MCG Village Apartments A	1967	1968	--	11,544
DD	MCG Village Apartments B	1967	1968	--	11,544
DE	MCG Village Apartments C	1967	1968	--	11,544
DF	MCG Village Apartments D	1967	1968	--	9,040
DG	MCG Village Laundry	1967	1968	--	562
DH	MCG Village Security Station	1973	1974	--	233
EA	Alumni Activities House	1936	1975	1977	2,241
EB	Jennings Wing, MAC	1945	1977	1978	12,727
EC	Barrett Wing, MAC	1915	1977	--	35,329
ED	Central Wing, MAC	1915	1974	--	66,241
EE	Lamar Wing, MAC	1915	1974	--	32,870
EF	MTOT Building	1935	1974	1979	13,707
EG	Family Practice Building	1937	1975	1978	13,146
EH	Grounds Maintenance Hut	1945	1973	--	2,291
FE	Chafee Avenue House	1924	1983	--	991
FF	Dermatology Clinic	1970	1979	--	4,340
FG	Psychiatry Department	1970	1981	--	6,417
FH	Dermatology Department	1970	1979	1979	3,344
FR	Sickle Cell Adult Clinic	1950	1972	--	1,426
HA	Emergency Medicine Training	1952	1967	1974	1,579
HB	Medical Arts Building	1955	1978	--	12,345
HD	Murphy and Robinson	1954	1983	--	0
HE	Print Shop	1941	1983	--	4,275
HF	Continuing Education/Information Systems Management	1957	1967	1968	6,544
HH	Community Medicine Offices	1958	1981	1980	2,101
HK	Georgia Radiation Therapy at Augusta	1980	1981	--	14,162
HP	Physical Plant Shop	1980	1981	--	17,270
*OB	MCG Animal Care-Gracewood	1965	1965	--	10,971
*OD	Atlanta Family Practice	1971	1980	--	698
*OJ	Eighth Street Building	1890	1948	--	0
*OS	Theta Kappa Psi Fraternity House	1969	1969	--	4,048
*OU	Athens Nursing-468 North Milledge	1970	1981	--	4,682
RA	Physical Plant Administration Offices	1979	1983	1983	2,850
RB	Materials Management, Maintenance Stores	1922	1983	--	4,416
RC	Physical Plant, Grounds Storage	1950	1983	--	1,167
RD	Materials Management, Storage Warehouse	1967	1983	--	11,316

\*Buildings off campus

SOURCE: Office of Facilities Planning  
June, 1984

# MEDICAL COLLEGE OF GEORGIA CAMPUS



MEDICAL COLLEGE OF GEORGIA  
NET ASSIGNABLE AREA BY UNITS  
(as of September, 1983)

UNITS	NET ASSIGNABLE AREA (SQ. FT.)	Sydenstricker Faculty Pavilion Urology	6,081 2,663
<b>GENERAL</b>			
Classroom Support	2,274		
Comptroller	28,253		
Continuing Education	2,181		
Educational Research and Development	1,253		
Facilities Planning	352		
Faculty-Wide Organization	440		
General Institution	26,679		
Health Communication Director	1,064		
Institutional Relations	4,957		
Internal Auditing	1,189		
Laboratory Animal Resources, Biological Safety	28,673		
Library	60,350		
Materials Management	75,877		
Medical Illustration Services	3,580		
Personnel	5,317		
Physical Plant	61,537		
President	2,973		
Procurement	7,384		
Provost	684		
Public Safety	5,693		
Research Administration	1,363		
Student Affairs			
Administration	11,506		
Residence Halls I, II, IV, V	102,443		
Student Admissions and Records	11,549		
Student Financial Aid	827		
Systems and Computer Services			
Administration	1,012		
Biomedical Engineering	6,042		
Computer Services	4,857		
Research Educational Support	2,198		
Systems Development	5,105		
Television Services	5,190		
Vice President for Business and Finance	609		
Subtotal	473,411		47,624
		SCHOOL OF ALLIED HEALTH SCIENCES	
		Administration	937
		Associated Dental Sciences	1,795
		Medical Illustration	3,542
		Medical Record Administration	3,555
		Medical Technology	7,166
		Occupational Therapy	7,931
		Physical Therapy	7,823
		Physician's Assistant	1,710
		Radiologic Technologies	3,395
		Respiratory Therapy	3,254
		Subtotal	41,108
		SCHOOL OF DENTISTRY	
		Administration	26,895
		Community Dentistry	1,868
		Dental Practice Dynamics	2,315
		Dental Physical Sciences	3,160
		Developmental Dental Studies	1,781
		Oral Biology	19,019
		Oral Medicine	23,819
		Oral Pathology	2,657
		Oral and Maxillofacial Surgery	3,108
		Orthodontics	3,522
		Pedodontics	3,265
		Periodontics	3,391
		Prosthodontics	3,801
		Removable Prosthodontics Lab	126
		Restorative Dentistry	7,610
		Restorative Dentistry - Occlusion	3,415
		Restorative Laboratory	640
		Subtotal	110,392
<b>HOSPITAL AND CLINICS</b>		SCHOOL OF GRADUATE STUDIES	
Admissions	3,527	Dean of Graduate Studies	650
Blood Gas Lab	1,138		
Central Supply	8,080		
Credit and Collections	3,047		
Dietary	18,664		
Financial Management	921		
Hospital Administration	26,006		
Laundry	10,518		
Medical Records	10,393		
Nursing Service	149,702		
Occupational Therapy	3,815		
Operating Room	21,433		
Patient Accounting	5,224		
Pharmacy	8,253		
Physical Therapy	4,540		
Respiratory Therapy	2,508		
Social Services	983		
Staff Development	3,549		
Subtotal	282,301		650
		SCHOOL OF MEDICINE	
		Administration	60,577
		Anatomy	22,325
		Anesthesiology	10,849
		Cell and Molecular Biology	35,943
		Sickle Cell Center	5,116
		Dermatology	5,037
		EM Lab	3,531
		Endocrinology	13,247
		Family Medicine	10,202
		Family Practice Center	7,242
		Student Health	3,162
		Medicine	50,692
		Neurology	15,098
		Obstetrics and Gynecology	16,703
		Ophthalmology	8,603
		Pathology	50,797
		Pediatrics	23,727
		Pharmacology and Toxicology	14,275
		Physiology	15,161
		Psychiatry and Health Behavior	12,181
		Radiology	61,260
		Student Educational Enrichment Program	588
		Surgery	36,594
		Subtotal	482,910
<b>OUTPATIENT CLINIC</b>		SCHOOL OF NURSING	
Administration	1,547	Administration	15,810
Dental Clinic	2,544	Adult Nursing	4,088
Dermatology	2,876	Community Health Nursing	1,154
Ear/Nose/Throat	1,955	Mental Health/Psychiatric Nursing	1,258
Employee Health	107	Nursing Administration	730
Immediate Care	4,398	Parent/Child Nursing	1,766
Medicine	4,584		
Minor Surgery	366		
Obstetrics/Gynecology	3,190		
Orthopedic Clinic	2,997		
Pediatrics	7,338		
Plastic Surgery	1,256		
Prison Clinic	1,266		
Staff Development	188		
Surgery/Neurology	4,268		
		Subtotal	24,806

TOTAL NET ASSIGNABLE AREA 1,463,202

SOURCE: Office of Facilities Planning  
March, 1984

MEDICAL COLLEGE OF GEORGIA  
NET ASSIGNABLE AREA BY ROOM USE  
(as of September, 1983)

<u>ROOM USE AND DESCRIPTION</u>	<u>NET ASSIGNABLE AREA (SQ. FT.)</u>
CLASSROOM FACILITIES	General classroom, projection room, large lecture room, etc. 46,069
LABORATORY FACILITIES	Class and nonclass laboratory and laboratory service, etc. 160,013
OFFICE FACILITIES	Office for administrators, supervisors, faculty and secretaries, conference room, office service, etc. 369,573
STUDY FACILITIES	Individual study room, open stack reading room, etc. 84,122
SPECIAL USE FACILITIES	Animal quarters, audio/visual, radio television, etc. 35,480
GENERAL USE FACILITIES	Food facilities, lounge, merchandising facilities, etc. 92,789
SUPPORTING FACILITIES	Data processing/computer, shop, storage, vehicle storage, etc. 318,874
HEALTH CARE FACILITIES	Patient bedroom, nurse station, surgery, treatment, exam room, public waiting for health care, etc. 321,572
RESIDENTIAL FACILITIES	Dormitory, apartment, etc. 103,408

MEDICAL COLLEGE OF GEORGIA  
FIVE YEAR  
CONSTRUCTION EXPENDITURES

Year	Amount
1979-80	5,656,738.92
1980-81	3,200,393.54
1981-82	3,060,081.51
1982-83	1,326,418.92
1983-84	<u>4,651,420.37</u>
FIVE YEAR TOTAL	\$17,895,053.26

SOURCE: Office of Facilities Planning  
September, 1983

Office of the Comptroller  
August, 1984

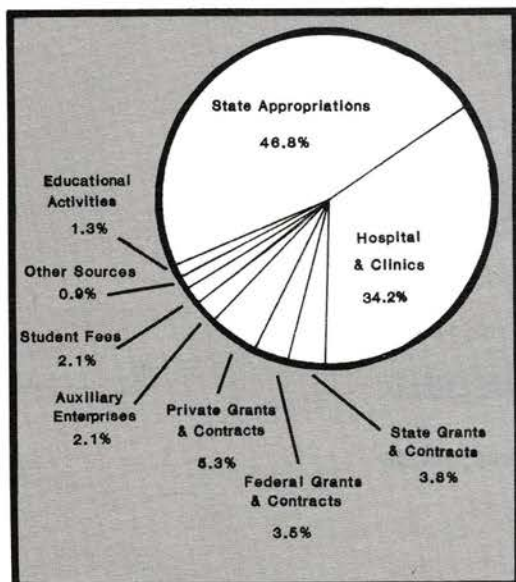
MEDICAL COLLEGE OF GEORGIA  
FINANCIAL SUMMARY

	FY 1984		FY 1983		FY 1974	
	Amount	% of Total	Amount	% of Total	Amount	% of Total
<b>FUNDS AVAILABLE</b>						
Student Fees	\$ 3,409,448	2.1	\$ 3,030,396	2.1	\$ 1,295,215	2.9
State Appropriations	76,433,047	46.8	64,940,984	45.2	25,021,300	55.8
Federal Grants and Contracts	5,673,962	3.5	5,970,135	4.2	4,007,678	8.9
State Grants and Contracts	6,150,550	3.8	5,456,603	3.8	2,183,758	4.9
Private Grants and Contracts	8,698,047	5.3	6,925,285	4.8	1,758,605	3.9
Sales and Services of:						
Educational Activities	2,062,052	1.3	1,920,352	1.3	769,163	1.7
Auxiliary Enterprises	3,432,856	2.1	3,300,483	2.3	1,420,915	3.2
Hospital and Clinics	55,753,222	34.2	50,508,193	35.2	7,972,224	17.8
Other Sources	1,614,364	0.9	1,498,742	1.1	447,573	0.9
<b>TOTAL FUNDS AVAILABLE</b>	<b>\$163,227,548</b>	<b>100.0</b>	<b>\$143,551,173</b>	<b>100.0</b>	<b>\$ 44,876,431</b>	<b>100.0</b>
<b>FUNDS APPLIED</b>						
Educational and General						
Instruction and Research	\$ 51,251,047	30.9	\$ 47,317,591	33.7	\$ 18,888,448	42.4
Academic Support	4,023,315	2.4	3,687,599	2.6	504,843	1.1
Student Services	698,983	0.4	662,269	0.5	300,936	0.7
Institutional Support	11,267,234	6.8	5,745,954	4.1	2,553,716	5.7
Operation and Maintenance of Plant	5,951,240	3.6	6,136,581	4.4	2,419,623	5.4
Scholarships and Fellowships	354,717	0.2	366,813	0.3	164,654	0.4
Total Educational and General	\$ 73,546,536	44.3	\$ 63,916,807	45.6	\$ 24,832,220	55.7
Hospital and Clinics	89,117,092	53.7	73,231,990	52.2	18,480,770	41.4
Auxiliary Enterprises	3,211,349	2.0	3,056,016	2.2	1,311,922	2.9
<b>TOTAL FUNDS APPLIED</b>	<b>\$165,874,977</b>	<b>100.0</b>	<b>\$140,204,813</b>	<b>100.0</b>	<b>\$ 44,624,912</b>	<b>100.0</b>

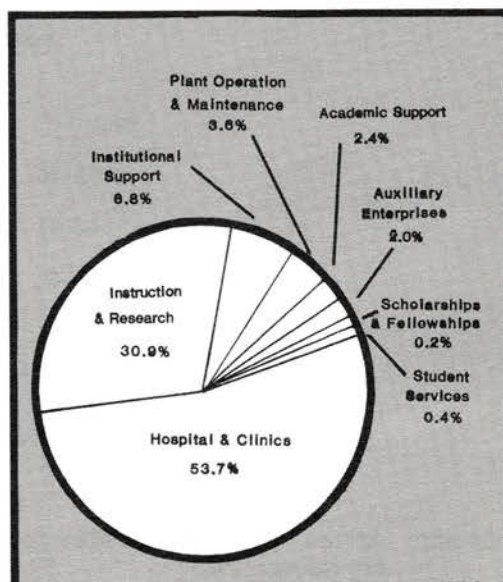
FUNDS AVAILABLE AND FUNDS APPLIED BY PERCENTAGES

1983 - 1984

FUNDS AVAILABLE



FUNDS APPLIED



SOURCE: Office of the Vice President for Business and Finance  
August, 1984



*Linda A. Ellis*



*Fairfield Goodale Jr.*



*Stanley Eterogue*



*David R. Meyers*



*David H. Pashley*



*Julia R. Crowley*

# MEDICAL COLLEGE OF GEORGIA

*An outstanding faculty member is selected annually by faculty of each school. Awards are presented by the MCG Faculty Organization*



MEDICAL COLLEGE OF GEORGIA  
FACULTY DEFINITIONS

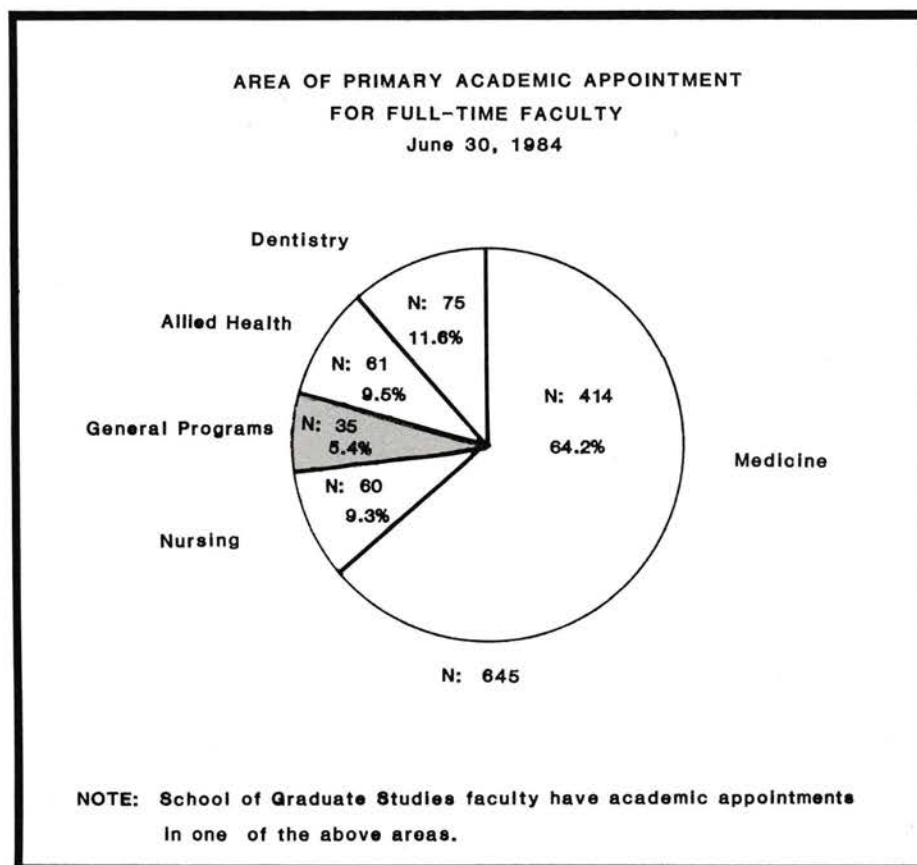
DEFINITIONS

Instructional Faculty - Faculty with an academic appointment whose primary responsibility is not administrative. This includes all faculty at the level of department chairman and below. (Total full-time Instructional Faculty, June 30, 1984 = 597.)

Administrative Faculty - Faculty whose primary responsibility is administrative. This generally includes all faculty above the level of department chairman. Academic Administrators have rank and are responsible for academic programs, i.e., deans, associate deans, etc. General Administrators include all other administrators both with and without academic appointments. (Total Administrative Faculty, June 30, 1984: with Academic Appointment = 44; without Academic Appointment = 28.)

Full-Time Faculty - Faculty on an academic or fiscal year contract whose work commitment is 100%. (Includes MCG/VA faculty whose combined work commitment equals 100%.)

General Programs Faculty - Faculty whose academic appointment is in an area other than in the schools of Allied Health Sciences, Dentistry, Medicine or Nursing. Because the institutional definition for reporting faculty is based on school of primary responsibility rather than school of academic appointment, approximately one-half of the General Programs Faculty are reported either as administrative faculty or as faculty in one of the schools. Therefore, except in the diagram below, General Programs Faculty are not listed separately.



SOURCE: Division of Educational Research and Development  
August, 1984

MEDICAL COLLEGE OF GEORGIA  
FACULTY PROFILE  
As of June 30, 1984

Category	DISTRIBUTION BY RANK/TITLE												
	Professor		Associate Professor		Assistant Professor		Instructor		Other Ranks***		No Rank		TOTAL
	N	%	N	%	N	%	N	%	N	%	N	%	N
Instructional Faculty*													
Full-time Teaching													
Research Faculty	169	28.6	155	26.3	181	30.7	58	9.8	27	4.6	N/A		590
Library Faculty	-	-	1	14.3	5	71.4	1	14.3	-	-	N/A		7
Part-time Teaching/Research/													
Library Faculty	11	10.9	34	33.7	37	36.6	16	15.8	3	3.0	N/A		101
Administrative Faculty													
General Administrators													
Rank	12	60.0	3	15.0	5	25.0	-	-	-	-	N/A		20
No Rank	N/A		N/A		N/A		N/A		N/A		28	1.00	28
Academic Administrators**	19	79.2	5++	20.8	-	-	-	-	-	-	N/A		24
On Leave	1	20.0	-	-	4	80.0	-	-	-	-	N/A		5
TOTAL	212	27.4	198	25.5	232	29.9	75	9.7	30	3.9	28	3.6	775

Category	DISTRIBUTION BY HIGHEST DEGREE+														TOTAL N
	First Professional		Doctorate		Comb. Doctorate/ 1st Professional		Masters		Bachelor		Assoc. Degree/ Certificates		No Degree		
	N	%	N	%	N	%	N	%	N	%	N	%	N	%	
Instructional Faculty*															
Full-time Teaching															
Research Faculty	274	46.4	150	25.4	33	5.6	108	18.3	23	3.9	-	-	2	0.3	590
Library Faculty	-	-	1	14.3	-	-	6	85.7	-	-	-	-	-	-	7
Part-time Teaching/Research/ Library Faculty	87	86.2	5	4.9	-	-	2	2.0	5	4.9	-	-	2	2.0	101
Administrative Faculty															
General Administrators															
Rank	13	65.0	5	25.0	-	-	2	10.0	-	-	-	-	-	-	20
No Rank	-	-	-	-	-	-	16	57.1	10	35.7	-	-	2	7.1	28
Academic Administrators**	14++	58.3	10	417.0	-	-	-	-	-	-	-	-	-	-	24
On Leave	1	20.0	1	20.0	-	-	3	60.0	-	-	-	-	-	-	5
TOTAL	389	50.2	172	22.2	33	4.3	137	17.7	38	4.9	-	-	6	0.8	775

Category	DISTRIBUTION BY RACE AND SEX											
	White		Black		American Indian/ Alaskan Native		Asian/ Pacific Islander		Hispanic		TOTAL	
	M	F	M	F	M	F	M	F	M	F	M	F
Instructional Faculty*												
Full-time Teaching/												
Research Faculty	410	150	6	5	-	1	10	6	2	-	428	162
Library Faculty	2	5	-	-	-	-	-	-	-	-	2	5
Part-time Teaching/Research/												
Library Faculty	75	22	1	-	-	-	3	-	-	-	79	22
Administrative Faculty												
General Administrators												
Rank	18	2	-	-	-	-	-	-	-	-	18	2
No Rank	23	4	1	-	-	-	-	-	-	-	24	4
Academic Administrators**	19++	5	-	-	-	-	-	-	-	-	19	5
On Leave	2	3	-	-	-	-	-	-	-	-	2	3
TOTAL	549	191	8	5	-	1	13	6	2	-	572	203

\*All faculty who are members of the corps of instruction.

\*\*Faculty who have administrative responsibility for academic programs. (Does not include departmental chairmen.)

\*\*\*Includes faculty with ranks other than those listed (Research Associate, Assistant Research Scientist, Assistant Social Scientist, Research Scientist and Social Scientist).

+Doctorate - includes degrees such as Ph.D., Ed.D., and equivalents; First Professional - includes degrees such as M.D., D.D.S., D.V.M., J.D., and equivalents.

++Includes a part-time faculty in an Administrative position.

SOURCE: Report of the President, 1983-84  
Medical College of Georgia

MEDICAL COLLEGE OF GEORGIA  
FULL-TIME INSTRUCTIONAL FACULTY PROFILE BY SCHOOL  
(As of June 30, 1984)

DISTRIBUTION BY RANK/TITLE

	Professor	Associate Professor	Assistant Professor	Instructor	Other Ranks*	TOTAL
Allied Health Sciences	7	18	20	14	1	60
Dentistry	33	25	11	1	1	71
Graduate Studies	2	2	3	2	0	9
Medicine	122	102	123	21	24	392
Nursing	3	8	22	20	0	53
Others***	2	1	7	1	1	12
TOTAL	169	156	186	59	27	597

DISTRIBUTION BY HIGHEST DEGREE\*\*

	First Professional	Doctorate	Combination Dr./1st Professional	Masters	Bachelors	None	TOTAL
Allied Health Sciences	2	4	0	40	14	0	60
Dentistry	43	4	22	1	1	0	71
Graduate Studies	0	5	0	4	0	0	9
Medicine	229	124	11	18	8	2	392
Nursing	0	10	0	43	0	0	53
Others***	0	4	0	8	0	0	12
TOTAL	274	151	33	114	23	2	597

DISTRIBUTION BY RACE AND SEX

	White		Black		American Indian/ Alaskan Native		Asian/ Pacific Islander		Hispanic		TOTAL	
	M	F	M	F	M	F	M	F	M	F	M	F
Allied Health Sciences	14	45	0	0	0	0	1	0	0	0	15	45
Dentistry	67	3	0	1	0	0	0	0	0	0	67	4
Graduate Studies	8	1	0	0	0	0	0	0	0	0	8	1
Medicine	316	50	6	3	0	0	9	6	2	0	333	59
Nursing	2	49	0	1	0	1	0	0	0	0	2	51
Other***	5	7	0	0	0	0	0	0	0	0	5	7
TOTAL	412	155	6	5	0	1	10	6	2	0	430	167

\*Includes faculty with ranks other than those listed (Research Associate, Assistant Research Scientist, Assistant Social Scientist, Research Scientist, and Social Scientist).

\*\*Doctorate - Includes degrees such as Ph.D., Ed.D., and equivalents; First Professional - includes degrees such as M.D., D.D.S., D.V.M., J.D., and equivalents.

\*\*\*Includes all full-time instructional faculty whose primary responsibility is not in one of the five schools.

NOTE: Excludes faculty on Leave of Absence.

SOURCE: Division of Educational Research and Development  
August, 1984

MEDICAL COLLEGE OF GEORGIA  
TRENDS FOR FULL-TIME INSTRUCTIONAL FACULTY  
1979 - 1984  
(AS OF JUNE 30 OF EACH YEAR)

Distribution by Rank							Distribution by School						
	1979	1980	1981	1982	1983	1984		1979	1980	1981	1982	1983	1984
Professor	# 114 % 19.9	122 21.1	139 23.6	140 23.9	154 26.4	169 28.3	Allied Health Sciences	# 67 % 11.7	60 10.4	56 9.5	60 10.2	58 9.9	60 10.1
Associate Professor	# 156 % 27.2	167 28.9	170 28.8	167 28.5	163 28.0	156 26.1	Dentistry	# 77 % 13.4	77 13.3	76 12.9	72 12.3	70 12.0	71 11.9
Assistant Professor	# 201 % 35.1	199 34.4	202 34.2	200 34.1	187 32.1	186 31.2	Graduate Studies	# - % -	- -	- -	- -	- -	94 1.5
Instructor	# 84 % 14.7	66 11.4	51 8.6	53 9.0	55 9.4	59 9.9	Medicine	# 366 % 63.9	381 65.9	393 66.6	388 66.2	388 66.6	392 65.7
Other Ranks*	# 18 % 3.1	24 4.1	28 4.7	26 4.4	24 4.1	27 4.5	Nursing	# 45 % 7.8	42 7.3	48 8.1	51 8.7	50 8.6	53 8.9
TOTAL	# 573 % 100	578 100	590 100	586 100	583 100	597 100	Other Faculty**	# 18 % 3.1	18 3.1	17 2.9	15 2.6	17 2.9	12 2.0
							TOTAL	# 573 % 100	578 100	590 100	586 100	583 100	597 100

\*Includes Research Associates, Assistant Research Scientists, Assistant Social Scientists, Research Scientists, and Social Scientist.

\*\*Includes all full-time instructional faculty whose primary responsibility is not in one of the five schools.

+Prior to 1984, no Instructional faculty had primary responsibility in the school of Graduate Studies.

NOTE: Excludes faculty on Leave of Absence.

SOURCE: Division of Educational Research and Development  
June, 1984

MEDICAL COLLEGE OF GEORGIA  
AGE DISTRIBUTION OF FULL-TIME INSTRUCTIONAL FACULTY  
EMPLOYED AS OF JUNE 30, 1984

Age	Allied Health Sciences N = 60	Dentistry N = 71	Graduate Studies N = 9	Medicine N = 392	Nursing N = 53	Other* N = 12	Total MCG N = 597
65 and up	-	1.4%	11.1%	2.3%	-	-	1.8%
60 - 64	3.3%	18.3%	-	6.1%	1.9%	-	6.7%
55 - 59	8.3%	12.7%	11.1%	7.9%	7.5%	16.7%	8.7%
50 - 54	10.0%	22.5%	22.2%	12.8%	7.5%	8.3%	13.2%
45 - 49	13.3%	11.3%	33.3%	13.0%	9.4%	8.3%	12.7%
40 - 44	16.7%	14.1%	-	23.5%	26.4%	8.3%	21.3%
35 - 39	15.0%	12.7%	22.2%	20.2%	22.6%	25.0%	19.1%
30 - 34	18.3%	5.6%	-	13.3%	18.9%	33.3%	13.6%
25 - 29	15.0%	1.4%	-	1.0%	5.7%	-	2.8%
	99.9%	100.0%	99.9%	100.1	99.9%	99.9%	99.9%

\*Includes all full-time instructional faculty whose primary responsibility is not in one of the five schools.

Note: Totals may differ from 100% due to rounding.

SOURCE: Division of Educational Research and Development  
June, 1984

TENURE STATUS FOR ALL FULL-TIME FACULTY\* WITH ACADEMIC APPOINTMENT  
1980 - 1984  
(as of June 30 of each year)

	1980				1981				1982				1983				1984			
	Instructional		Administrative		Instructional		Administrative		Instructional		Administrative		Instructional		Administrative		Instructional		Administrative	
	#	%	#	%	#	%	#	%	#	%	#	%	#	%	#	%	#	%	#	%
<b>ALLIED HEALTH SCIENCES</b>																				
Tenured	11	18.0	2	100.0	15	26.8	2	100.0	18	30.0	2	100.0	21	35.6	2	100.0	23	38.3	2	100.0
Non Tenured/On Track	49	80.3	-	-	40	71.4	-	-	41	68.3	-	-	37	62.7	-	-	36	60.0	-	-
Non Tenured Track	1	1.6	-	-	1	1.8	-	-	1	1.7	-	-	1	1.7	-	-	1	1.7	-	-
TOTAL	61	99.9	2	100.0	56	100.0	2	100.0	60	100.0	2	100.0	59	100.0	2	100.0	60	100.0	2	100.0
<b>DENTISTRY</b>																				
Tenured	43	55.8	5	100.0	46	60.5	5	100.0	51	68.9	5	100.0	52	74.3	5	100.0	53	74.6	5	100.0
Non Tenured/On Track	32	41.6	-	-	29	38.2	-	-	22	29.7	-	-	17	24.3	-	-	17	23.9	-	-
Non Tenured Track	2	2.6	-	-	1	1.3	-	-	1	1.4	-	-	1	1.4	-	-	1	1.4	-	-
TOTAL	77	100.0	5	100.0	76	100.0	5	100.0	74	100.0	5	100.0	70	100.0	5	100.0	71	98.9	5	100.0
<b>GRADUATE STUDIES</b>																				
Tenured	-	-	1	100.0	-	-	1	100.0	-	-	1	100.0	-	-	1	100.0	6	66.7	1	100.0
Non Tenured/On Track	-	-	-	-	-	-	-	-	-	-	-	-	-	-	-	-	2	22.2	-	-
Non Tenured Track	-	-	-	-	-	-	-	-	-	-	-	-	-	-	-	-	1	11.1	-	-
TOTAL	-	-	1	100.0	-	-	1	100.0	-	-	1	100.0	-	-	1	100.0	9**	100.0	1	100.0
<b>MEDICINE</b>																				
Tenured	155	40.4	9	90.0	164	41.6	9	81.8	173	44.0	11	100.0	178	45.4	11	100.0	182	46.2	11	100.0
Non Tenured/On Track	209	54.4	1	-	206	52.3	2	18.2	197	50.1	-	-	193	49.2	-	-	182	46.2	-	-
Non Tenured Track	20	5.2	-	10.0	24	6.1	-	-	23	5.9	-	-	21	5.4	-	-	30	7.6	-	-
TOTAL	384	100.0	10	100.0	394	100.0	11	100.0	393	100.0	11	100.0	392	100.0	11	100.0	394	100.0	11	100.0
<b>NURSING</b>																				
Tenured	8	18.6	6	66.7	10	20.8	4	50.0	11	20.3	2	40.0	9	16.7	1	25.0	9	16.1	1	25.0
Non Tenured/On Track	35	81.4	3	33.3	38	79.2	4	50.0	43	79.6	3	60.0	45	83.3	3	75.0	47	83.9	3	75.0
Non Tenured Track	-	-	-	-	-	-	-	-	-	-	-	-	-	-	-	-	-	-	-	-
TOTAL	43	100.0	9	100.0	48	100.0	8	100.0	54	100.0	5	100.0	54	100.0	4	100.0	56	100.0	4	100.0
<b>OTHERS</b>																				
Tenured	2	11.1	10	58.8	4	23.5	11	64.7	5	33.3	12	70.6	5	29.4	13	68.4	2	16.7	14	70.0
Non Tenured/On Track	14	77.8	7	41.2	11	64.7	6	35.3	9	60.0	5	29.4	11	64.7	6	31.6	8	66.7	3	15.0
Non Tenured Track	2	11.1	-	-	2	11.8	-	-	1	6.7	-	-	1	5.9	-	-	2	16.7	3	15.0
TOTAL	18	100.0	17	100.0	17	100.0	17	100.0	15	100.0	17	100.0	17	100.0	19	100.0	12	100.1	20	100.0
<b>MCG</b>																				
Tenured	220	37.7	33	75.0	239	40.4	33	75.0	258	43.3	33	80.5	265	44.8	33	78.6	275	45.7	34	79.0
Non Tenured/On Track	339	58.2	11	25.0	324	54.8	11	25.0	312	52.3	8	19.5	303	51.2	9	21.4	292	48.5	6	14.0
Non Tenured Track	24	4.1	-	-	28	4.7	-	-	26	4.4	-	-	24	4.0	-	-	35	5.8	3	7.0
TOTAL	583	100.0	44	100.0	591	99.9	44	100.0	596	100.0	41	100.0	592	100.0	42	100.0	602	100.0	43	100.0

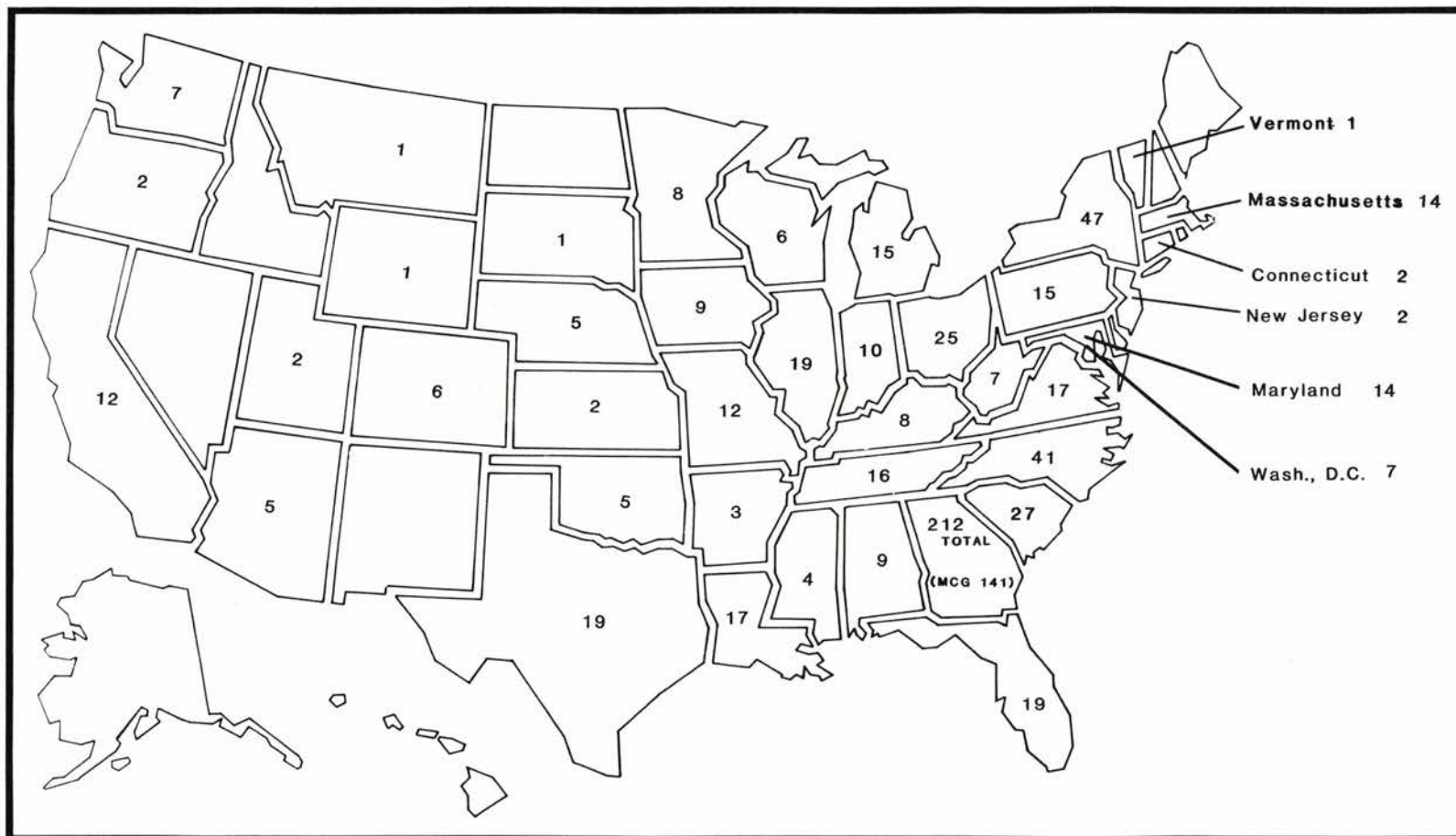
\*Includes faculty on Leave of Absence.

\*\*Prior to 1984, no Instructional faculty had primary responsibility in the School of Graduate Studies.

NOTE: Totals may differ from 100% due to rounding.

SOURCE: Division of Educational Research and Development  
August, 1984

**MEDICAL COLLEGE OF GEORGIA**  
**LOCATION OF INSTITUTIONS CONFERRING HIGHEST DEGREE TO FACULTY**



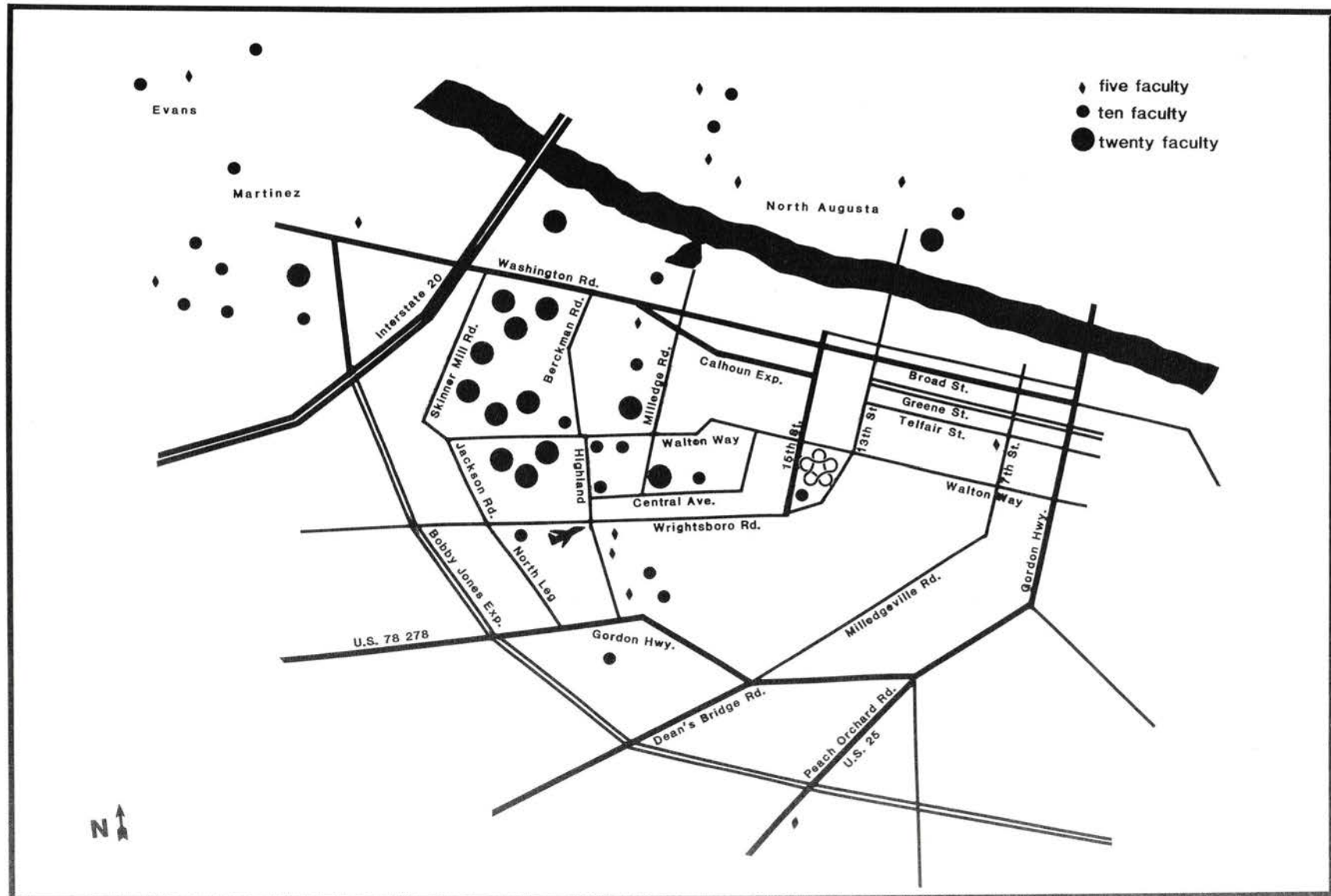
**Foreign Countries**

Belgium	2	Egypt	4	Greece	1	Israel	1	Pakistan	4	Taiwan	1
Canada	3	England	5	India	15	Japan	1	Paraguay	1	Thailand	1
Ceylon	1	France	1	Iran	3	Mexico	1	Peru	1	Vietnam	1
Colombia	2	Germany	2	Ireland	1	Netherlands	2	Scotland	1	Wales	1

SOURCE: MCG Faculty File, June 30, 1983  
 Maintained by Division of Educational Research and Development

NOTE: Does not include faculty with no degree, faculty at VA for whom no data was available, and faculty who were residents or post-doctorates.

WHERE MCG FACULTY LIVE  
(AUGUSTA AREA ONLY)



SOURCE: Based on Payroll Master File as of January 25, 1983  
Compiled by the Division of Educational Research and Development

# MEDICAL COLLEGE OF GEORGIA FACULTY ORGANIZATION COMMITTEES

1983-84

## Executive Committee of the Academic Council

Wallace Edwards, Chairman  
Leilee Ault      Andy Reese  
Stanley Etersque      Hamid Shaikh  
Richard Martin      Baldev Singh  
Thomas Nosek      Jesse Steinfeld  
Nancy Prendergast      Virginia Zachert

## ACADEMIC COUNCIL

Jesse L. Steinfeld, President  
Wallace S. Edwards, Chairman      Virginia Zachert, Past Chairman  
Nancy Prendergast, Chairman-elect      Richard Martin, Secretary

## Rules Committee of the Executive Committee

S. Reichard, Parliamentarian-Chair  
Leilee Ault  
Richard Martin  
Nancy Prendergast  
Virginia Zachert

## REPRESENTATIVES TO THE ACADEMIC COUNCIL

### Allied Health Sciences

Kathy Bradley  
Becky Davenport  
Hamid Shaikh

### Dentistry

Gerald Heuer  
Norris O'Dell  
Douglas Smith  
Baldev Singh

### Graduate Studies

Jerry Garnick  
Andy Reese

### Medicine

William Allsbrook      Karl Karlson  
Vinod Bhalla      Scott Kirby  
Nazir Bhatti      Robert Little  
Dickson Dunlap      Max Miller  
Joseph Hobbs      Thomas Nosek  
Gerald Holzman      Cooley Pantazis  
Walter Jay      Merle Riley

### Nursing

Leilee Ault  
Linda Ellis  
M.A. Schroeder

### General Programs Faculty

Stanley Etersque  
Barbara Stephens

## EDUCATIONAL POLICIES

Earl Williams, Chair  
K.A. Evans (AHS)      G. Holzman (M)  
J. Newman-Henry (AHS)      B. Hamm (N)  
B. Kaminski (D)      F. Eisentrout (N)  
B. Singh (D)      M. Levy (Adm)  
J. Morse (GPF)      T. Zwemer (Adm)  
J. Catherman (GS)      B. Wilson (Inst Rel)  
D. Doran (M)

## FACULTY APPOINTMENTS, DEVELOPMENT PROMOTIONS AND TENURE

Sherwood Reichard, Chair  
V. Allen (AHS)      E. Howard (M)  
E. Friend-Gross (AHS)      A. Reese (M)  
R. Mackert (D)      J. Williams (M)  
T. Garman (D)      S. George (N)  
J. Weatherred (GS)      L. Ellis (N)  
J. McCann (GPF)      L. Ellison (Adm)  
J. Brandsma (M)      T. Muldoon (AAUP Rep)  
F. Bliven (M)

## FACULTY AFFAIRS

Elizabeth Cook, Chair  
N. Lavin (AHS)      W. Gullen (M)  
H. Shaikh (AHS)      R. Kolbeck (M)  
G. Heuer (D)      T. Nosek (M)  
R. Kaltenbach (D)      B. Alpert (M)  
R. Bramblett (GPF)      D. Fair (N)  
J. Lyon (GPF)      P. Hoff (N)  
J. Garnick (GS)      A. Campbell (Adm)  
A. Reese (GS)      C. Adamson (ex-officio)  
B. Morgan (ex-officio)

## STUDENT AFFAIRS

C. Douglas Smith, Chair  
C. Morin (AHS)  
N. O'Dell (D)  
S. Davis (GPF)  
J. Ginsburg (GS)  
A. Hesser (M)  
B. Simon (N)  
J. Puryear (Adm)  
C. Smith (Pres SCA)  
B. Martin (Faculty  
Advisor SGA)

## FUTURE OF THE UNIVERSITY

Leilee Ault, Chair  
W. Hibbard (AHS)      A. Pruitt (M)      R. Bard (SAG Repr)  
G. Rinker (AHS)      M. Allen (M)      H. O'Rear (Adm)  
J. Clark (D)      R. Baisden (M)      A. Williams (Adm)  
J. Hardin (D)      M. Page (M)      E. Pond (Alumni)  
K. Morse (GPF)      B. Wray (M)      J. Hamilton (Community)  
C. Roesel (GS)      A. Demi (N)      C. Smith (Stu)  
D. Welter (GS)      S. Gueldner (N)      J. Austin (ex-officio)

## GRIEVANCE

Louis Gangarosa, Chair  
A. Anderson (AHS)      J. Weatherred (D)  
W. Hammer (D)      M.J. Clarke (N)  
J. Estep (AHS)      D. Lapp (M)  
B. Abbott (GPF)      L. Lewis (GPF)  
J. McKenzie (GS)      G. Colborn (GS)  
J. Hudson (M)      R. Kolbeck (M)  
V. King (N)      S. Butler (N)  
M. Damon (AHS)

## ELECTED ACADEMIC COUNCIL COMMITTEES

### STATUTES REVIEW

Leilee Ault, Chair  
W. Conkright (GPF)      R. McKinney (D)  
J. Ginsburg (GS)      J. Morse (GPF)  
C. Glanville (N)      G. Nelson (M)  
K. Grube (AHS)      N. Prendergast (AHS)  
R. Martin (M)      J. Weatherred (D)  
R. Winningham (AHS)

### NOMINATING

David Welter, Chair  
W. Stenstrom (AHS)  
J. Weatherred (D)  
R. Harp (GPF)  
J. Ginsburg (M, Basic Sci)  
B. Wray (M, Clin Sci)  
D. Fair (N)

SUBCOMMITTEES OF FACULTY AFFAIRS  
1984

<u>Faculty Salary &amp; Benefits</u>	<u>Research Facilitation</u>	<u>Faculty Club</u>	<u>Professional Services and Activities</u>	<u>Faculty Evaluation of Administrators</u>
J. Lyon, Chair (GPF) W. Hofman (M) R. Winningham (AHS) J. Barenie (D) S. Butler (N) J. Krauss (M) E. Howard (GS) A. Campbell (Adm) T. Pearre (Adm)	A. Reese, Chair (GS) K. Green (M) A. Abdulla (M) M. Mitcham (AHS) C. Fairhurst (D) G. Whitford (D) W. Strong (M) M.A. Schroeder (N) S. Etersque (GPF)	B. Kaltenbach, Chair (D) L. Ellis (N) E. McCranie (M) N. Moulin (AHS) S. Reichard (GS) B. Wege (D) K. Given (M) C. Pantazis (M) T. Pearre (Adm) C. Adamson (ex-officio)	B. Alpert, Chair (M) K. Bradley (AHS) J. Perry (AHS) G. Winkley (AHS) Q. Davis (D) G. Loft (D) G. Carrier (GS) S. George (N) N. Williamson (N) W. Conkright (GPF)	W. Gullen, Chair (M) T. Weidman (M) V. Wiedmeier (GS) P. Hanner (AHS) G. Loft (D) L. Lewis (GPF) M. Miller (M) J. Hobbs (M) L. Ault (N)
<u>Faculty Manual &amp; Orientation</u>	<u>Learning Resources</u>	<u>Appointments, Voting &amp; Apportionment</u>	<u>Faculty Recognition &amp; Public Relations</u>	<u>Working Conditions</u>
D. Fair, Chair (N) O. Garlington (GS) P. Cook (N) J. Sherrer (D) J. Varma (M) D. Dunlap (M) J. Estep (AHS) R. Wilson (Adm)	J. Garnick, Chair (D) T. Bliven (M) M. Frank (M) R. Pogue (GPF) J. Estep (AHS) J. Taff (N) J. Wilson (GS) D. Mims (GPF)	P. Hoff, Chair (N) S. Kirby (M) A. Costoff (GS) W. Hibbard (AHS) H. Williams (D) M.A. Schroeder (N) J. McPherson (M)	R. Kolbeck, Chair (M) C. Barnwell (AHS) D. Fair (N) W. Hammer (D) B. Stenstrom (AHS) K. Gordon (GPF) A. Roesel (M) S. Davenport (AHS) R. Wilson (Adm)	R. Bramblett, Chair (GPF) B. Singh (D) M.A. Rogers (N) A. Anderson (GS) R. Little (M) B. Morgan (Adm) A. Williams (Adm) C. Adamson (ex-officio)

SUBCOMMITTEES OF THE FUTURE OF THE COLLEGE COMMITTEE

<u>Distinguished Lecturership Series</u>	<u>Fiscal and Physical Resources</u>	<u>Hospital and Clinics</u>	<u>Purpose and Image</u>	<u>Speakers Bureau</u>	<u>Organization, Administration and Management Planning</u>
M. Page, Chair (M) V. Mahesh (M) J. Erbland (D) A. Anderson (AHS) L. Hodge (GS) P. Lillis (N) G. Martin (Stu Affrs) B. Drake (Inst Rel) M. Jones (Stu)	R. Bramblett, Chair (GPF) J. Clark (D) R. Baisden (M) W. Stenstrom (AHS) M. Kling (GS) B. Abbott (GPF) B. Wray (M) B. Whitney (M) M.A. Schroeder (N) D. Bass (Adm)	M. Allen, Chair (M) A. Pruitt (M) A. Anderson (AHS) A. Demi (N) B. Gallagher (M) J. Hardin (D) R. Monnig (N) V. Mahesh (GS) B. Golden (ex-officio) D. Novak (Adm)	W. Hibbard, Chair (AHS) D. Welter (GS) E. Pond (N) T. Zwemer (D) J. Morse (GPF) W. Allsbrook (M) R. Wilson (Adm)	C. Roesel, Chair (GS) E. Forde (GPF) F. Lake (D) S. Barnwell (AHS) V. Kemp (N) G. Garrison (M) R. Wilson (Adm)	G. Rinker, Chair (AHS) S. Guelnder (N) J.B. Mathews (GS) R. McKinney (D) G. Nelson (M) K. Morse (GPF) V. Zachert (M)

SUBCOMMITTEES OF THE FACULTY APPOINTMENTS, DEVELOPMENT, PROMOTIONS AND TENURE COMMITTEE

<u>Faculty Appointment &amp; Classification</u>	<u>Faculty Promotion</u>	<u>Faculty Development</u>	<u>Faculty Tenure</u>
J. Weatherred, Chair (GS) E. Howard (M) C. Fairhurst (D) L. Hartlage (M) V. Allen (AHS) M. Bradshaw (N) B. Abbott (GPF)	F. Bliven, Chair (M) R. Mackert (D) S. George (N) T. Weidman (GS) J. Williams (M) S. Gregory (AHS) S. Etersque (GPF)	T. Garman, Chair (D) M. Guill (M) L. Ellis (N) G. Brownell (GS) J. Brandsma (M) E. Friend-Gross (AHS) J. McCann (GPF)	A. Reese, Chair (GS) V. McKie (M) A. Sisk (D) P. Lillis (N) E. Feldman (M) J. Griffith (AHS)

SUBCOMMITTEES OF THE EDUCATIONAL POLICIES COMMITTEE


<u>Community Services</u>	<u>Institutes</u>	<u>Health Education &amp; Promotion</u>	<u>Continuing Education</u>
J. Catherman, Chair (AHS) B. Kaminski (D) D. Doran (M) B. Hamm (N)	F. Eisentrout, Chair (N) M. Levy (Adm) J. Newman-Henry (AHS) G. Holzman (M)	J. Morse, Chair (GPF) K.A. Evans (AHS) B. Singh (D) L. Watkins (M) V. Lambert (N)	R. Hill, Chair (AHS) T. Zwemer (D) P. Webster (M) L. Hardy (M) N. Williamson (N)

SOURCE: MCG Faculty Office  
July, 1984

MEDICAL COLLEGE OF GEORGIA  
BENEFITS FOR FULL-TIME FACULTY  
1983-84

VACATION	<p>All permanent faculty and administrative officers (fiscal year contract) working one-half time or more earn vacation leave. Leave accrual is at a rate equal to their current work commitment multiplied by 1.75 days per month. Faculty members who are on an academic year contract do not earn vacation leave.</p> <p>Permanent full-time faculty personnel: vacation leave each December 31st may not exceed 45 working days.</p> <p>Permanent part-time faculty personnel (working one-half time or more): maximum accrual allowed as of December 31st will be determined by their work commitment as of that date.</p> <p>Faculty personnel will be paid for all accrued vacation leave (up to the maximum specified above) upon termination from the Medical College of Georgia for any reason.</p>								
HOLIDAYS	<table> <tr> <td>New Year's Day</td><td>Friday after Thanksgiving</td></tr> <tr> <td>Independence Day</td><td>Christmas Eve</td></tr> <tr> <td>Labor Day</td><td>Christmas Day</td></tr> <tr> <td>Thanksgiving</td><td></td></tr> </table> <p>Three unscheduled holidays are authorized on the basis of one holiday for each quarter of the first three quarters of the calendar year. Faculty members employed on an academic year basis do not earn unscheduled holidays.</p>	New Year's Day	Friday after Thanksgiving	Independence Day	Christmas Eve	Labor Day	Christmas Day	Thanksgiving	
New Year's Day	Friday after Thanksgiving								
Independence Day	Christmas Eve								
Labor Day	Christmas Day								
Thanksgiving									
SICK LEAVE	<p>All permanent faculty and administrative officers working one-half time or more (including academic year faculty members) earn sick leave. The monthly sick leave accrual will equal the current work commitment multiplied by one day. Accrual shall be cumulative, with no maximum for the faculty member's entire length of continuous service.</p> <p>Any faculty member unable to return to work after exhausting all accumulated sick leave and accrued vacation leave may be granted sick leave without pay for a period not to exceed one year. An approved sick leave of absence without pay permits a faculty member to continue all group insurance in effect. No additional vacation leave or sick leave will accrue while the member is on sick leave of absence without pay.</p>								
MILITARY LEAVE	<p>Leave with pay is authorized for members of a Reserve Component or National Guard as specified in official orders, with a maximum of 15 workdays in any calendar year. Permanent faculty (fiscal year contract) working one-half time or more are authorized military leave with pay.</p>								
LEAVE OF ABSENCE	<p>The President may, with the approval of the Chancellor and the Board of Regents, grant leave of absence, with or without pay, to members of the faculty. Leaves are granted only for the purpose of promoting scholarly work and encouraging professional development. The Medical College does not have a sabbatical leave policy at this time.</p>								
RETIREMENT PLAN	<p>Participation is required for all who have a work commitment of half-time or more. Members contribute 6% of monthly gross salary and the State contributes an additional amount (ranging from 6.83% in 1945 to 12.67% currently). The minimum requirement for service retirement is ten years of creditable service and age 60, or 30 years of service regardless of age. Minimum requirement for disability retirement and survivors benefit is also ten years of creditable service. Members under age 60 who leave our employment with ten or more years of creditable service may freeze their membership and credits until they reach age 60. Members who leave with less than ten years of creditable service may withdraw contributions and earned interest upon application.</p>								
GROUP HOSPITALIZATION INSURANCE	<p>Available with dependent coverage and medical benefits at group rates.</p>								
LONG TERM DISABILITY INSURANCE	<p>Available at group rates to all faculty earning at least \$10,000 PA. Must also have a work commitment of half-time or more.</p>								
GROUP ACCIDENT INSURANCE	<p>Available at group rates to all faculty working half-time or more.</p>								
GROUP LIFE INSURANCE	<p>Up to \$15,000 free Basic Life Insurance. Additional Supplemental Insurance up to \$110,000 available based on salary.</p>								
JURY DUTY	<p>Full pay while on jury duty.</p>								
SOCIAL SECURITY	<p>Current contribution rates--6.7% of monthly gross salary by employee and 7.0% by MCG (of the first \$37,800 earned).</p>								
WORKER'S COMPENSATION	<p>Full coverage by the provisions of the Georgia Worker's Compensation Act in the event of an accidental injury on the job.</p>								
COMPULSORY RETIREMENT AGE	<p>Personnel of the University System of Georgia may not continue employment beyond June 30 following their 70th birthday.</p>								

SOURCE: Personnel Division  
March, 1984



MEDICAL COLLEGE OF GEORGIA  
GRANTS, AWARDS AND CONTRACTS AWARDED DURING  
JULY 1, 1983 - JUNE 30, 1984

INSTRUCTIONAL GRANTS

\$ 576,667

American Cancer Society, GA Division	25,000
American Heart Association, GA Affiliate	30,000
American-Mideast Educational and Training Services, Inc.	3,011
Bureau of Health Professions	93,196
CSRA Employment & Training Consortium	1,350
Department of Health & Human Services, Division of Nursing	64,056
Georgia Department of Human Resources	10,000
Merck & Company	300
Merrell Dow Pharmaceutical	150
National Institutes of Health	234,241
South Atlantic Association of Obstetricians & Gynecologists	1,200
University of Georgia	67,494
Upjohn Company	75
Veterans Administration	46,594

PUBLIC SERVICE AWARDS

2,020,007

Georgia Department of Human Resources	1,641,227
Georgia Department of Offender Rehabilitation	343,780
March of Dimes Birth Defects	5,000
National Multiple Sclerosis Society	15,000
Northeast Georgia Health District	15,000

RESEARCH PROJECT GRANTS

5,023,743

Alzheimer's Disease and Related Disorders Association	12,000
American Association for Dental Research	1,900
American Health Assistance Foundation	32,917
American Heart Association, Inc.	30,000
American-Mideast Education & Training Services, Inc.	300
American Society for Gastrointestinal Endoscopy	1,500
August C. Stiefel Research	44,790
Bristol Laboratories	28,560
Butler-Tarrson Dental Research	1,000
Cystic Fibrosis Foundation	7,483
Del Laboratories, Inc.	8,000
Department of Health & Human Services/FDA	22,540
Eli Lilly	109,440
Epilepsy Foundation of America	18,000
Flow Laboratories	100
Georgia Lung Association	23,946
G.H. Besselaar Associates	15,169
Glaxo, Inc.	36,250
Hoechst-Roussel Pharmaceuticals, Inc.	89,148
Hoffman-LaRoche, Inc.	19,401
Johnson & Johnson	6,321
Lederle Laboratories	10,000
Merck & Company	4,400
Merrell Dow Pharmaceutical	18,220
National Institutes of Health	3,822,543
National Science Foundation	71,830
Pharmaceutical Manufacturers Association Foundation	2,000
Procter & Gamble Company	53,620

Sandoz, Inc.	168,660
Schering Corporation	8,500
Smith, Kline & French Laboratories	22,080
Southeastern Research Foundation	32,000
Sterling-Winthrop Research Institute	26,000
Upjohn Company	69,000
U.S. Army Medical Research & Development Command	198,125
USCI Division of Bard, Inc.	8,000

OTHER GRANTS AWARDS

339,571

American Critical Care Association	7,750
American Gastroenterological Association	600
The Carl J. Herzog Foundation	3,000
CIBA-GEIGY Corporation	1,000
Department of Energy	271,469
Green Cross Corporation	7,302
Logical Communications, Inc.	1,050
National Institutes of Health	31,000
Physicians & Computers	12,000
University of Alabama in Birmingham	900
William E. Hendry Foundation	3,500

TOTAL

\$7,959,988

SOURCE: Vice Chancellor's Report, 1983-84  
Division of Research Administration

MEDICAL COLLEGE OF GEORGIA  
SUMMARY BY SCHOOL/DIVISION AND DEPARTMENT - GRANTS, AWARDS AND CONTRACTS  
FOR PROGRAMS OF INSTRUCTION, RESEARCH OR PUBLIC SERVICE AWARDED DURING  
JULY, 1983 - JUNE, 1984

NOTE: In some cases, proposals submitted during one fiscal year may not be acted upon until the next fiscal year. Therefore the Number of Proposals Submitted does not necessarily equal the combination of the Number Awarded, Approved But Not Funded and Not Approved.

	Number of Proposals				Amount of Proposals			
	SUBMITTED	AWARDED	APPROVED BUT NOT FUNDED	NOT APPROVED	SUBMITTED	AWARDED	APPROVED BUT NOT FUNDED	NOT FUNDED
<u>SCHOOL OF ALLIED HEALTH SCIENCES</u>								
Administration	0	1	0	0	0	46,594	0	0
Occupational Therapy	4	0	0	2	71,800	0	0	57,930
Physician's Assistant	1	0	0	0	101,198	0	0	0
TOTALS	5	1	0	2	172,998	46,594	0	57,930
<u>SCHOOL OF DENTISTRY</u>								
Administration	5	6	1	1	273,042	214,406	3,000	95,312
Community Dentistry	0	1	0	0	0	38,523	0	0
Dental Physical Sciences	0	1	0	0	0	180,572	0	0
Dental Practice Dynamics	1	0	0	0	3,000	0	0	0
Endodontics	0	1	0	0	0	1,600	0	0
Oral Biology	12	5	3	0	1,118,182	209,716	172,178	0
Pedodontics	1	0	0	0	14,200	0	0	0
Periodontics	1	4	0	0	50,759	160,785	0	0
Restorative Dentistry	3	1	0	0	95,503	60,639	0	0
TOTALS	23	19	4	1	1,554,686	866,241	175,178	95,312
<u>SCHOOL OF MEDICINE</u>								
Administration	3	4	0	0	110,515	386,843	0	0
Anatomy	17	8	2	1	797,232	212,929	126,135	8,559
Anesthesiology	2	0	0	0	10,667	0	0	0
Cell & Molecular Biology	23	17	3	1	2,698,460	1,725,183	211,804	176,408
Dermatology	0	2	0	0	0	47,790	0	0
Endocrinology	15	8	1	1	892,891	350,032	79,750	119,585
Family Medicine	3	2	0	1	733,420	5,450	0	453,125
Medicine	21	21	4	2	1,208,242	861,648	235,401	108,158
Neurology	7	7	0	0	416,862	203,735	0	0
OB/GYN	4	3	0	0	132,500	21,500	0	0
Ophthalmology	5	6	0	0	310,156	343,080	0	0
Pathology	4	2	1	0	154,550	42,998	14,552	0
Pediatrics	14	14	2	5	1,216,391	1,383,042	111,658	702,152
Pharmacology and Toxicology	20	12	5	2	1,074,028	369,563	465,975	204,582
Pharmacology (Clinical)	0	2	0	0	0	67,644	0	0
Physiology	22	6	3	1	884,601	153,671	183,447	42,451
Psychiatry and Health Behavior	5	10	0	0	272,445	311,124	0	0
Radiology	1	1	1	0	43,038	26,000	49,141	0
Surgery	2	3	2	0	218,829	33,400	142,100	0
TOTALS	168	128	24	14	11,174,827	6,545,632	1,619,963	1,815,020
<u>SCHOOL OF NURSING</u>								
Administration	0	1	0	0	0	64,056	0	0
Adult Nursing	1	0	0	0	34,549	0	0	0
Community Health Nursing	2	1	0	0	135,677	150,086	0	0
Mental Health Nursing	1	0	0	1	60,737	0	0	140,819
Nursing	3	0	0	0	322,059	0	0	0
Parent/Child Nursing	1	0	0	0	25,611	0	0	0
TOTALS	8	2	0	1	578,633	214,142	0	140,819
<u>HOSPITAL AND CLINICS</u>								
Clinical Pharmacy	2	4	0	0	55,916	14,560	0	0
Staff Development	2	1	0	1	151,200	1,350	0	80,673
TOTALS	4	5	0	1	207,116	15,910	0	80,673
<u>MCG ADMINISTRATION</u>								
Physical Plant Division	0	2	0	0	0	271,469	0	0
Public Safety Division	0	0	2	1	0	0	35,000	17,500
TOTALS	0	2	2	1	0	271,469	35,000	17,500
<u>MEDICAL COLLEGE OF GEORGIA TOTALS</u>	208	157	30	20	13,688,260	7,959,988	1,830,141	2,207,254

SOURCE: Vice Chancellor's Report, 1983-84  
Division of Research Administration

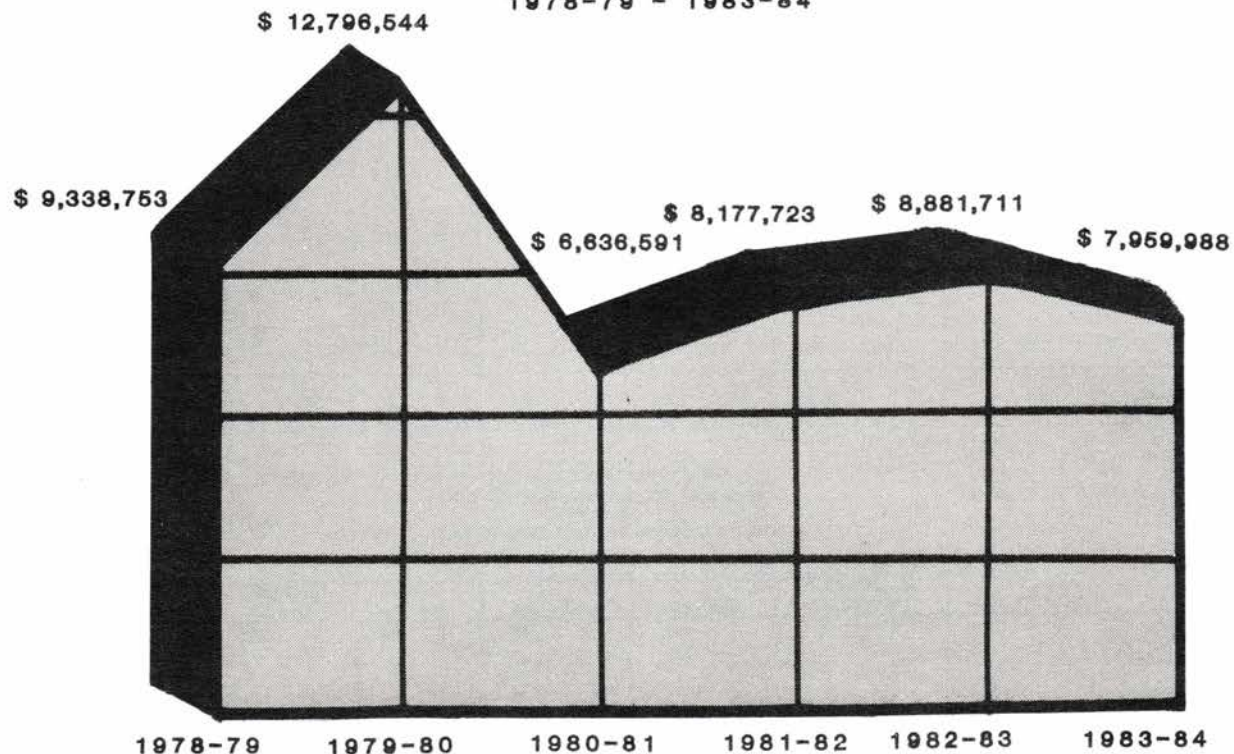
MEDICAL COLLEGE OF GEORGIA  
TRENDS BY SCHOOL/DIVISION - GRANTS, AWARDS, AND CONTRACTS  
FOR PROGRAMS OF INSTRUCTION, RESEARCH OR PUBLIC SERVICE AWARDED DURING  
1979-80 - 1983-84

NOTE: In some cases, proposals submitted during one fiscal year may not be acted upon until the next fiscal year. Therefore the Number of Proposals Submitted does not necessarily equal the combination of the Number Awarded, Approved But Not Funded and Not Approved.

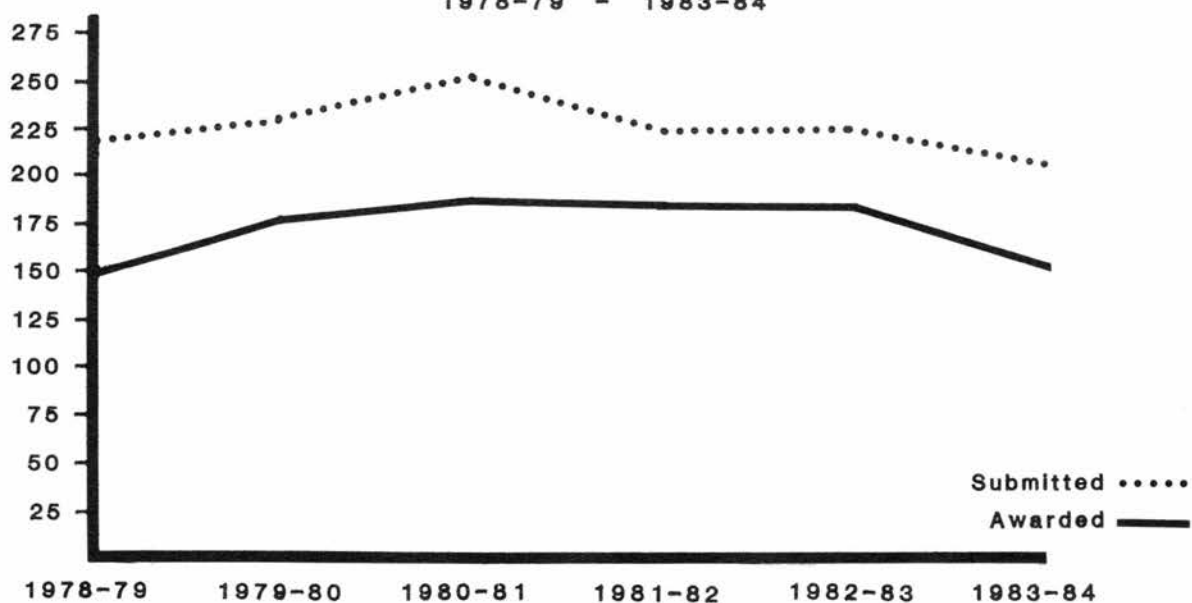
YEAR AND DEPARTMENT	NUMBER OF PROPOSALS				AMOUNT OF PROPOSALS			
	SUBMITTED	AWARDED	NOT FUNDED	APPROVED BUT NOT FUNDED	SUBMITTED	AWARDED	NOT FUNDED	APPROVED BUT NOT FUNDED
1979 - 1980								
School of Allied Health Sciences	13	11	0	2	829,976	610,161	0	137,684
School of Dentistry	36	38	0	5	2,124,262	1,120,935	0	422,473
School of Medicine	176	126	22	35	14,129,940	10,828,888	2,247,266	2,334,091
School of Nursing	1	2	0	0	297,000	235,560	0	0
Continuing Education	0	1	0	0	0	1,000	0	0
Health Communication	1	0	0	0	58,007	0	0	0
Hospital and Clinics	2	0	0	0	10,804	0	0	0
Library	0	0	0	1	0	0	0	116,658
MCG TOTALS	229	178	22	43	17,449,989	12,796,544	2,247,266	3,010,906
1980 -1981								
School of Allied Health Sciences	10	6	0	1	477,000	294,904	0	35,550
School of Dentistry	24	38	2	4	1,329,393	797,222	194,775	355,464
School of Medicine	214	139	35	37	16,768,701	5,488,854	5,148,440	3,247,614
School of Nursing	3	2	0	0	425,152	54,111	0	0
Continuing Education	1	0	0	0	6,260	0	0	0
Health Communication	0	0	0	1	0	0	0	49,467
Hospital and Clinics	1	0	0	0	99,765	0	0	0
Library	0	1	0	0	0	500	0	0
MCG Administration	0	1	0	0	0	1,000	0	0
MCG TOTALS	253	187	37	43	19,106,271	6,636,591	5,343,215	3,688,095
1981 - 1982								
School of Allied Health Sciences	4	4	2	1	237,146	219,420	91,951	58,140
School of Dentistry	33	32	4	2	1,449,615	1,044,349	145,727	65,410
School of Medicine	175	143	45	29	11,436,657	6,516,493	2,855,495	1,543,828
School of Nursing	1	3	0	0	125,011	305,893	0	0
Continuing Education	1	1	0	0	5,000	4,120	0	0
Educational Research and Development	1	0	0	0	9,018	0	0	0
Hospital and Clinics	0	1	0	0	0	87,448	0	0
MCG TOTALS	215	184	51	32	13,262,447	8,177,723	3,093,173	1,667,378
1982 - 1983								
School of Allied Health Sciences	3	1	0	1	162,730	116,480	0	29,296
School of Dentistry	24	33	5	0	1,390,261	1,012,911	235,982	0
School of Medicine	181	144	24	14	10,978,220	7,445,759	1,786,590	913,885
School of Nursing	5	3	0	1	571,466	228,526	0	12,789
Continuing Education	0	1	0	0	0	1,000	0	0
Hospital and Clinics	2	1	0	0	84,285	77,035	0	0
MCG Administration	3	0	0	0	103,500	0	0	0
MCG TOTALS	218	183	29	16	13,290,462	8,881,711	2,022,572	955,970
1983 - 1984								
School of Allied Health Sciences	5	1	0	2	172,998	46,594	0	57,930
School of Dentistry	23	19	4	1	1,554,686	866,241	175,178	95,312
School of Medicine	168	128	24	14	11,174,827	6,545,632	1,619,963	1,815,020
School of Nursing	8	2	0	1	578,633	214,142	0	140,819
Hospital and Clinics	4	5	0	1	207,116	15,910	0	80,673
MCG Administration	0	2	2	1	0	271,469	35,000	17,500
MCG TOTALS	208	157	30	20	13,688,260	7,959,988	1,830,141	2,207,254

SOURCE: Vice Chancellor's Report, 1979-80 thru 1983-84  
Division of Research Administration

**MEDICAL COLLEGE OF GEORGIA**  
**AMOUNT OF GRANTS, AWARDS AND CONTRACTS AWARDED DURING**  
**1978-79 - 1983-84**



**NUMBER OF PROPOSALS SUBMITTED AND AWARDED**  
**1978-79 - 1983-84**



**SOURCE: Vice Chancellor's Report, 1978 - 1984**  
**Division of Research Administration**

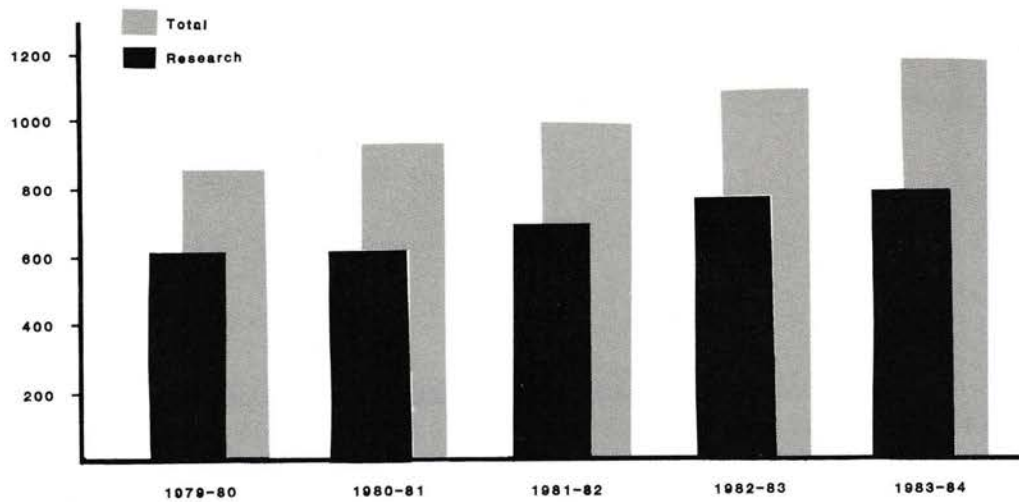
MEDICAL COLLEGE OF GEORGIA  
REPORTED AUTHOR INVOLVEMENT IN PUBLICATIONS  
RESEARCH\* (R) AND NON-RESEARCH (NR)  
1983-84  
(CREDIT GIVEN TO EVERY AUTHOR)

	ALLIED HEALTH SCIENCES		DENTISTRY		MEDICINE		NURSING		GRADUATE STUDIES		OTHER		TOTAL	
	R	NR	R	NR	R	NR	R	NR	R	NR	R	NR	R	NR
ARTICLES	2	3	47	29	448	130	6	7	8	2	2	9	513	180
ABSTRACTS	3	0	57	4	441	28	1	0	3	0	2	0	507	32
BOOKS/MONOGRAPHS	0	4	0	1	9	9	0	3	0	0	0	1	9	18
SECTIONS OF BOOKS	0	1	4	15	43	50	0	1	3	1	0	0	50	68
AUDIOVISUALS	0	6	0	9	0	9	0	18	0	1	0	0	0	39
OTHER PUBLICATIONS	0	4	0	8	12	58	0	2	1	0	0	0	13	72
TOTAL	5	18	108	66	953	284	7	31	15	4	4	10	1092	409

TOTAL PUBLICATIONS REPORTED  
RESEARCH\* (R) AND NON-RESEARCH (NR)  
1983-84  
(CREDIT GIVEN TO PRIMARY AUTHORS ONLY)


	ALLIED HEALTH SCIENCES		DENTISTRY		MEDICINE		NURSING		GRADUATE STUDIES		OTHER		TOTAL	
	R	NR	R	NR	R	NR	R	NR	R	NR	R	NR	R	NR
ARTICLES	2	3	43	29	315	102	6	7	4	2	2	6	372	149
ABSTRACTS	1	0	56	4	291	23	1	0	1	0	0	0	350	27
BOOKS/MONOGRAPHS	0	3	0	1	9	9	0	3	0	0	0	1	9	17
SECTIONS OF BOOKS	0	1	4	15	41	45	0	1	1	1	0	0	46	63
AUDIOVISUALS	0	6	0	9	0	9	0	14	0	1	0	0	0	39
OTHER PUBLICATIONS	0	4	0	8	8	57	0	2	1	0	0	0	9	71
TOTAL	3	17	103	66	664	245	7	27	7	4	2	7	786	366

RESEARCH PUBLICATIONS  
COMPARED TO TOTAL PUBLICATIONS  
1979-80 - 1983-84



\*Designation of a publication as research or non-research was made by the author.

SOURCE: Division of Educational Research and Development  
August, 1984



MEDICAL COLLEGE OF GEORGIA  
ANNUAL STUDENT ENROLLMENT\*  
BY SCHOOL, CLASS AND QUARTER  
SUMMER 1983 - SPRING 1984

	<u>Summer, 1983</u>	<u>Fall, 1983</u>	<u>Winter, 1984</u>	<u>Spring, 1984</u>
<u>ALLIED HEALTH SCIENCE</u>				
Certificate	6	8	8	5
Freshmen	5	59	45	16
Sophomores	45	62	61	49
Juniors	49	173	168	155
Seniors	171	155	154	193
Special	—	—	—	—
ALLIED HEALTH SCIENCES TOTAL	276	457	436	418
<u>DENTISTRY</u>				
First Year		54	54	54
Second Year	53	45	45	45
Third Year	62	53	53	53
Fourth Year		61	61	61
Special	5	4	3	2
DENTISTRY TOTAL	120	217	216	215
<u>GRADUATE STUDIES</u>				
Anatomy	7	7	7	6
Cell and Molecular Biology	15	16	17	17
Endocrinology	6	8	8	8
Health Education	6	9	8	7
Medical Illustration	11	20	20	17
Oral Biology	5	5	5	4
Pharmacology	8	8	8	6
Physiology	4	6	6	7
Special	6	22	11	13
GRADUATE STUDIES TOTAL	68	101	90	85
<u>MEDICINE</u>				
First Year	4	185	179	179
Second Year	10	191	190	190
Third Year	160	176	175	175
Fourth Year	180	181	176	154
MEDICINE TOTAL	354	733	720	698
<u>NURSING</u>				
Graduate	35	86	72	57
	<u>AUG</u> <u>SONAT</u>	<u>AUG</u> <u>SONAT</u>	<u>AUG</u> <u>SONAT</u>	<u>AUG</u> <u>SONAT</u>
Undergraduate				
Freshmen		5	4	2
Sophomores	3	22	16	13
Juniors	5	140	115	96
Seniors	1	99	119	133
Special		40	48	52
SUBTOTAL	9	266	254	244
NURSING TOTAL	44	450	428	397
TOTAL MCG ENROLLMENT	862	1,958	1,890	1,813

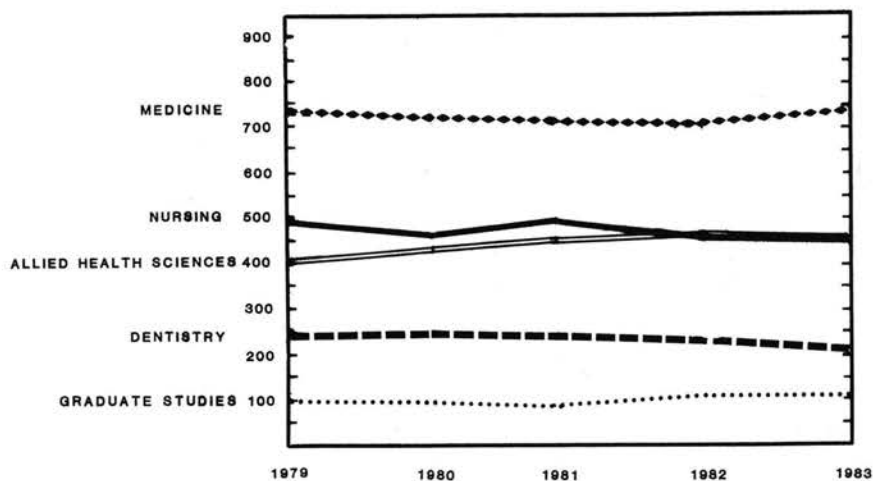
\*Does not include residents.

SOURCE: Office of the Registrar  
July, 1984

MEDICAL COLLEGE OF GEORGIA  
FIVE-YEAR FALL QUARTER ENROLLMENT BY SCHOOL AND DEPARTMENT/PROGRAM  
FULL- AND PART-TIME STUDENTS EXCLUDING INTERNS, RESIDENTS, TRANSIENTS AND FIFTH PATHWAYS

SCHOOL AND DEPARTMENT	FALL 1979	FALL 1980	FALL 1981	FALL 1982	FALL 1983
<b>ALLIED HEALTH SCIENCES</b>					
Associated Dental Sciences					
Dental Hygiene	64	68	64	61	54
Dental Laboratory Technology	23	16	22	27	21
Medical Record Administration	30	23	28	24	23
Medical Technology	53	57	44	43	37
Occupational Therapy	55	71	78	74	64
Physical Therapy					
Physical Therapy	59	59	60	65	64
Physical Therapist Assistant	13	8	5	7	14
Physician's Assistant	46	51	49	47	44
Radiologic Technologies					
Diagnostic Medical Sonography	-	-	-	-	4
Nuclear Medicine Technology	13	13	21	26	28
Radiation Therapy Technology	3	1	4	5	7
Radiologic Technology	35	45	42	39	47
Respiratory Therapy	21	24	39	52	50
TOTAL	415	436	456	470	457
<b>DENTISTRY</b>	244	248	241	227	217
<b>GRADUATE STUDIES</b>					
Anatomy	9	7	5	7	7
Cell and Molecular Biology					
Biochemistry	8	7	9	11	9
Microbiology	8	9	6	7	7
Endocrinology	12	12	9	8	8
Health Education					
Dental Hygiene	3	1	1	2	-
Medical Technology	1	3	3	3	2
Occupational Therapy	4	2	1	1	4
Physical Therapy	4	3	-	2	3
Medical Illustration	19	19	20	21	20
Oral Biology	6	4	4	5	5
Pharmacology	6	8	6	8	8
Physiology	10	7	9	7	6
Special	10	14	12	20	22
TOTAL	100	96	85	102	101
<b>MEDICINE</b>	736	724	721	710	733
<b>NURSING</b>					
Graduate	109	97	87	82	86
Undergraduate	384	370	408	376	364
TOTAL	493	467	495	458	450
<b>TOTAL ENROLLMENT</b>	1988	1971	1998	1967	1958

ENROLLMENT BY SCHOOL



SOURCE: Office of the Registrar  
March, 1984

MEDICAL COLLEGE OF GEORGIA  
STUDENT\* STATISTICS BY SEX, MARITAL STATUS, AND RACE  
FALL, 1983

	MALES						FEMALES						
SCHOOL	Marital Status		Race			TOTAL MALES	Marital Status		Race			TOTAL FEMALES	GRAND TOTAL
	Married	Single	White	Black	Other		Married	Single	White	Black	Other		
ALLIED HEALTH SCIENCES	24	78	95	7	-	102	42	313	314	34	7	355	457
DENTISTRY	67	107	156	14	4	174	11	32	35	7	1	43	217
GRADUATE STUDIES	15	35	43	1	6	50	11	40	40	2	9	51	101
MEDICINE	187	370	515	17	25	557	41	135	155	14	7	176	733
NURSING: Graduate	8	2	9	1	-	10	48	28	66	8	2	76	86
Undergraduate	6	11	16	1	-	17	54	293	315	23	9	347	364
TOTALS	307	603	834	41	35	910	207	841	925	88	35	1048	1958

\*Does not include residents.

SOURCE: Division of Student Affairs  
February, 1984

MEDICAL COLLEGE OF GEORGIA  
LEGAL RESIDENCE OF GEORGIA STUDENTS BY COUNTY FOR ALL SCHOOLS  
FALL, 1983



MEDICAL COLLEGE OF GEORGIA  
LEGAL RESIDENCE OF ALL STUDENTS BY COUNTY, STATE, COUNTRY AND SCHOOL  
FALL, 1983

COUNTY	ALLIED HEALTH SCIENCES	DENTISTRY	GRADUATE STUDIES	MEDICINE	NURSING			GRAND TOTAL
					UNDERGRAD AUGUSTA	GRADUATE SONAT	GRADUATE AUGUSTA	
Appling		2		1				3
Atkinson	2	1		1				4
Bacon				1				1
Baker								
Baldwin	1			11	1		3	16
Banks						1		1
Barrow	3			1		4		8
Bartow		1		1	1			3
Ben Hill	1			1	1			3
Berrien	2							2
Bibb	12	4	2	24	18			60
Bleckley	3			1	2			6
Brantley								
Brooks		1						1
Bryan				1				1
Bulloch	4	2		5		1		12
Burke	4	1		1	6			12
Butts					1			1
Calhoun	1			1				2
Camden		1		1				2
Candler	3	1						4
Carroll	2	1		2		1		6
Catoosa	1			4	1			6
Charlton					2			2
Chatham	10	6	2	37	7	5	3	70
Chattahoochee				1				1
Chattooga								
Cherokee	1	1		1	2			5
Clarke	8	10	2	31	3	13		67
Clay								
Clayton	3	2	1	8	2	1		17
Clinch			1			1		2
Cobb	10	12	3	25	2		1	61
Coffee	5	4	1	2	1			13
Colquitt	2			1				3
Columbia	26	6	4	12	16		13	77
Cook	1	2		3				6
Coweta	2	2		2				6
Crawford								
Crisp	3			1	1			5
Dade	1							1
Dawson								
Decatur		1		3				4
DeKalb	13	34	4	101	19	15	2	188
Dodge					2			2
Dooly					1		1	2
Dougherty	3	2		7	1			13
Douglas		2		3				5
Early	1			1	1	1		4
Echols								
Effingham	1	1			1			3
Elbert		2		1				3
Emanuel	2			3	3			8
Evans				1				1
Fannin	1			2	1	1		5

COUNTY	ALLIED HEALTH SCIENCES	DENTISTRY	GRADUATE STUDIES	MEDICINE	NURSING			GRAND TOTAL
					UNDERGRAD AUGUSTA	GRADUATE SONAT	GRADUATE AUGUSTA	
Fayette	1		1	6	1			9
Floyd	5	3	1	8	4			21
Forsyth	2	1		2		1		6
Franklin		1		6	1			8
Fulton	15	18	2	98	13	3	1	150
Gilmer	1							1
Glascock					1			1
Glynn		1		5		1	1	8
Gordon	1			2			1	4
Grady	1	1						2
Greene				2	1			3
Gwinnett	8	3		10	2	3		26
Habersham	1	2		3		2		8
Hall	4	3	1	14	2	1	1	26
Hancock								
Haralson	2							2
Harris	1	1		2	1			5
Hart	3			2		2		7
Heard	1	1						2
Henry	1			3				4
Houston	10	8		7	4	2		31
Irwin								
Jackson	2			2	1			5
Jasper	1							1
Jeff Davis								
Jefferson	2			2	3			7
Jenkins	5					1		6
Johnson				1	1			2
Jones	1			1	1			3
Lamar	1							1
Lanier				3				3
Laurens	1			6	2	2	2	13
Lee					1			1
Liberty								
Lincoln	3				1			4
Long								
Lowndes	1	3		11	3			18
Lumpkin		1		4				5
Macon	1			1		1		3
Madison	3					4		7
Marion								
McDuffie	2			3	2			7
McIntosh		1						1
Meriwether		1	2	3	2			8
Miller		1						1
Mitchell				1				1
Monroe	1	1				1	1	4
Montgomery	1	1				1		3
Morgan		1				1		2
Murray				1	1			2
Muscogee	4	5	2	26	5	1		43
Newton		1		4	2			7
Oconee	1	1		2	2	1		7
Oglethorpe						1		1
Paulding				1				1

COUNTY	ALLIED HEALTH SCIENCES	DENTISTRY	GRADUATE STUDIES	MEDICINE	NURSING				GRAND TOTAL
					UNDERGRAD AUGUSTA	SONAT	GRADUATE AUGUSTA	TOTAL	
Peach	4	2		5	3			3	14
Pickens	1	1			1			1	3
Pierce					1			1	1
Pike	1				1			1	2
Polk	1			5		1		1	7
Pulaski	2			2					4
Putnam	2			1	1			1	4
Quitman									
Rabun	3			1	1			1	5
Randolph				1					1
Richmond	101	31	23	102	69	4	25	98	355
Rockdale	1			2	2	1		3	6
Schley									
Screven	6				2			2	8
Seminole	1			1					2
Spalding	1	2		6					9
Stephens				1		1		1	2
Stewart		1							1
Sumter	3	1		3					7
Talbot				1		1		1	2
Taliaferro									
Tattnall				1					1
Taylor				2					2
Telfair	1	3	1		1			1	6
Terrell				1			1	1	2
Thomas	3		1	4	2	1		3	11
Tift	3	4		3					10
Toombs	6	1		1	2			2	10
Towns		1							1
Treutlen				3					3
Troup		2		4	1			1	7
Turner				1					1
Twiggs	1								1
Union									
Upson	2	3		2			1	1	8
Walker	1			4	1	2		3	8
Walton	2			2	2	2		4	8
Ware	5	1	1	4					11
Warren				1			1	1	2
Washington				3	2			2	5
Wayne	3			4					7
Webster									
Wheeler	1				1		1	2	3
White	1	1				1		1	3
Whitfield	4	1		5	1			1	11
Wilcox				1					1
Wilkes	2			1	1	1		2	5
Wilkinson					1			1	1
Worth	2			1					3
TOTAL	383	217	55	724	249	95	60	404	1783

SOURCE: Office of the Registrar  
April, 1984

STATE	ALLIED HEALTH SCIENCES	DENTISTRY	GRADUATE STUDIES	MEDICINE	NURSING				GRAND TOTAL		
					UNDERGRAD AUGUSTA	SONAT	GRADUATE AUGUSTA	TOTAL			
Alabama	1		1		1			1	3		
California	1						1	1	2		
Colorado			1						1		
Connecticut			1						1		
Delaware	2								2		
Florida	14		6	2	6		1	7	29		
Iowa	1						1	1	2		
Illinois			1	1			2	2	4		
Kansas					1			1	1		
Kentucky					1		3	4	4		
Maryland						1	1	2	2		
Massachusetts	1								1		
Michigan	3			1					4		
Mississippi	1					1	1	2	3		
Missouri	1								1		
New Jersey			2	1	1			1	4		
New York	2		4				2	2	8		
North Carolina	3		3	1			2	2	9		
Ohio	1								1		
Oregon			1						1		
Pennsylvania	3		3				2	2	8		
South Carolina	23		9	2	5	1	4	10	44		
South Dakota	1								1		
Tennessee	10		2				4	4	16		
Texas			1				1	1	2		
Virginia	1								1		
West Virginia	1								1		
Wisconsin	2				1			1	3		
TOTAL	72	0	35	8	16	3	25	44	159		
COUNTRIES											
Bahamas						1		1	1		
Canada							1	1	1		
Egypt	1		3						4		
India			3						3		
Iran	1								1		
Jamaica				1					1		
Kenya			1						1		
Puerto Rico			2						2		
Taiwan			2						2		
TOTAL	2	0	11	1	0	1	1	2	16		
TOTAL ENROLLMENT											
	ALLIED HEALTH SCIENCES		DENTISTRY		GRADUATE STUDIES		MEDICINE		NURSING		GRAND TOTAL
	#	%	#	%	#	%	#	%	#	%	
In State	383	21	217	12	55	3	724	41	404	23	1783
Out-of State(US)	72	45			35	22	8	5	44	28	159
Foreign Countries	2	12			11	69	1	6	2	12	16
TOTAL	457	23	217	11	101	5	733	37	450	23	1958

MEDICAL COLLEGE OF GEORGIA  
1983 FALL QUARTER APPLICANTS/ADMISSIONS BY SCHOOLS AND PROGRAMS

	Number Applied			Number Accepted			Number Enrolled		
	Georgia Residents	Out-of-State	Total	Georgia Residents	Out-of-State	Total	Georgia Residents	Out-of-State	Total
<u>ALLIED HEALTH SCIENCES</u>									
Dental Hygiene									
A.S.	29	10	39	13	1	14	12	-	12
B.S.	15	9	24	14	5	19	14	4	18
Dental Laboratory Technology (A.S.)	24	1	25	9	-	9	9	-	9
Diagnostic Medical Sonography									
B.S.	2	-	2	-	-	-	-	-	-
Cert.	4	4	8	2	1	3	2	1	3
Medical Record Administration (B.S.)	22	2	24	19	1	20	14	1	15
Medical Technology (B.S.)	23	6	29	13	3	16	16	1	17
Occupational Therapy (B.S.)	43	26	69	32	14	46	9	3	12
Nuclear Medicine									
A.S.	10	4	14	6	-	6	2	1	3
B.S.	8	6	14	5	2	7	7	-	7
Cert.	4	3	7	3	1	4	7	1	8
Physical Therapy (B.S.)	105	111	216	32	12	44	23	9	32
Physical Therapist Assistant (A.S.)	26	8	34	17	2	19	12	2	14
Physician's Assistants (B.S.)	38	39	77	22	10	32	18	2	20
Radiation Therapy Technology									
A.S.	7	-	7	5	-	5	1	1	2
Cert.	6	4	10	1	1	2	3	-	3
Radiologic Technology									
A.S.	35	10	45	16	3	19	17	1	18
B.S.	5	4	9	2	3	5	2	1	3
Respiratory Therapy									
A.S.	27	1	28	9	-	9	7	2	7
B.S.	25	3	28	18	2	20	16	1	17
<b>TOTAL</b>	<b>458</b>	<b>251</b>	<b>709</b>	<b>238</b>	<b>61</b>	<b>299</b>	<b>209</b>	<b>31</b>	<b>240</b>
<u>DENTISTRY</u>	110	21	131	64	4	68	54	-	54
<u>GRADUATE STUDIES</u>									
Anatomy (M.S., Ph.D.)	8	1	9	3	1	4	-	1	1
Cell and Molecular Biology (M.S., Ph.D.)	4	11	15	2	6	8	2	1	3
Dental Hygiene (M.H.E.D.)	1	1	2	1	1	2	-	-	-
Endocrinology (M.S., Ph.D.)	4	4	8	4	2	6	3	1	4
Medical Illustration (M.S.)	2	9	11	2	5	7	2	5	7
Medical Technology (M.H.E.D.)	2	3	5	2	1	3	1	1	2
Occupational Therapy (M.H.E.D.)	-	4	4	-	4	4	-	2	2
Oral Biology (M.S.)	-	1	1	-	-	-	-	-	-
Pharmacology (M.S., Ph.D.)	3	2	5	2	-	2	1	-	1
Physical Therapy (M.H.E.D.)	2	1	3	-	1	1	-	1	1
Physiology (M.S., Ph.D.)	8	6	14	7	4	11	-	2	2
<b>TOTAL</b>	<b>34</b>	<b>43</b>	<b>77</b>	<b>23</b>	<b>25</b>	<b>48</b>	<b>9</b>	<b>14</b>	<b>23</b>
<u>NURSING</u>									
Undergraduate (B.S.N.)	387	44	431	202	17	219	117	6	123
Graduate (M.S.N.)	34	25	59	30	22	52	24	12	36
<b>TOTAL</b>	<b>421</b>	<b>69</b>	<b>490</b>	<b>232</b>	<b>39</b>	<b>271</b>	<b>141</b>	<b>18</b>	<b>159</b>
<u>MEDICINE</u>	704	479	1,183	233	6	239	174	6	180
<b>GRAND TOTALS</b>	<b>1,727</b>	<b>863</b>	<b>2,590</b>	<b>790</b>	<b>135</b>	<b>925</b>	<b>587</b>	<b>69</b>	<b>656</b>

SOURCE: Division of Student Affairs  
February, 1984  
School of Graduate Studies  
February, 1984  
Office of the Registrar  
June, 1984

MEDICAL COLLEGE OF GEORGIA  
ON-CAMPUS STUDENT HOUSING STATISTICS  
FALL, 1983

SCHOOL AND DEPARTMENT	TOTAL OF CLASS	NUMBER HOUSED	PERCENTAGE HOUSED
Allied Health Sciences			
Associated Dental Sciences			
Dental Hygiene	54	28	52
Dental Laboratory Technology	21	2	10
Medical Record Administration	23	4	17
Medical Technology	37	10	27
Occupational Therapy	64	18	28
Physical Therapy			
Physical Therapy	64	32	50
Physical Therapy Assistant	14	8	57
Physician's Assistant	44	0	0
Radiologic Technologies	86	15	17
Respiratory Therapy	50	11	22
Dentistry	217	54	25
Graduate Studies			
Anatomy	7	1	14
Cell and Molecular Biology	16	2	13
Endocrinology	8	0	0
Health Education			
Dental Hygiene	0	0	0
Medical Technology	2	0	0
Occupational Therapy	4	1	25
Physical Therapy	3	0	0
Medical Illustration	20	3	15
Oral Biology	5	0	0
Pharmacology	8	1	13
Physiology	6	2	33
Special	22	13	60
Medicine	733	134	18
Nursing			
Graduate	86	2	2
Undergraduate	364	94	26
TOTAL =	1958	435	22

NOTE: Based on students in the three residence halls and 64 married student apartments beginning September, 1983.

SOURCE: Division of Student Affairs  
May, 1984

MEDICAL COLLEGE OF GEORGIA  
STUDENT FEES PER QUARTER  
1975-1983

Academic Year	Graduate & Undergraduate <sup>1</sup>				
	Matriculation Fee	Non-resident Fee <sup>2</sup>	Student Health Fee	Activities Fee	In-state Total
1975-76	\$168.00	\$288.00	\$10.00	\$10.00	\$188.00
1976-77	185.00	317.00	10.00	10.00	205.00
1977-78	185.00	317.00	10.00	10.00	205.00
1978-79	185.00	317.00	10.00	15.00	210.00
1979-80	195.00	350.00	10.00	15.00	220.00
1980-81	236.00	448.00	10.00	15.00	261.00
1981-82	248.00	493.00	36.00*	15.00	299.00
1982-83	285.00	570.00	36.00	17.00	338.00
1983-84	328.00	656.00	36.00	17.00	381.00

Academic Year	Medical and Dental <sup>1</sup>				
	Matriculation Fee	Non-resident Fee <sup>2</sup>	Student Health Fee	Activities Fee	In-state Total
1975-76	\$350.00	\$350.00	\$10.00	\$10.00	\$370.00
1976-77	385.00	385.00	10.00	10.00	405.00
1977-78	385.00	385.00	10.00	10.00	405.00
1978-79	385.00	385.00	10.00	15.00	410.00
1979-80	405.00	405.00	10.00	15.00	430.00
1980-81	567.00	567.00	10.00	15.00	592.00
1981-82	595.00	624.00	36.00*	15.00	646.00
1982-83	684.00	1368.00	36.00	17.00	737.00
1983-84	787.00	1573.00	36.00	17.00	840.00

<sup>1</sup>Full-time (12 credit hours or more) regularly enrolled students.

<sup>2</sup>In addition to matriculation fee.

\*The establishment of the Student Health Service in 1981-82 caused an increase in the cost of the student health fee.

NOTE: Books, field trips, uniforms, instruments/supplies, and other school costs vary with each school and department.

MEDICAL COLLEGE OF GEORGIA  
ON-CAMPUS STUDENT HOUSING COSTS  
1975-1983

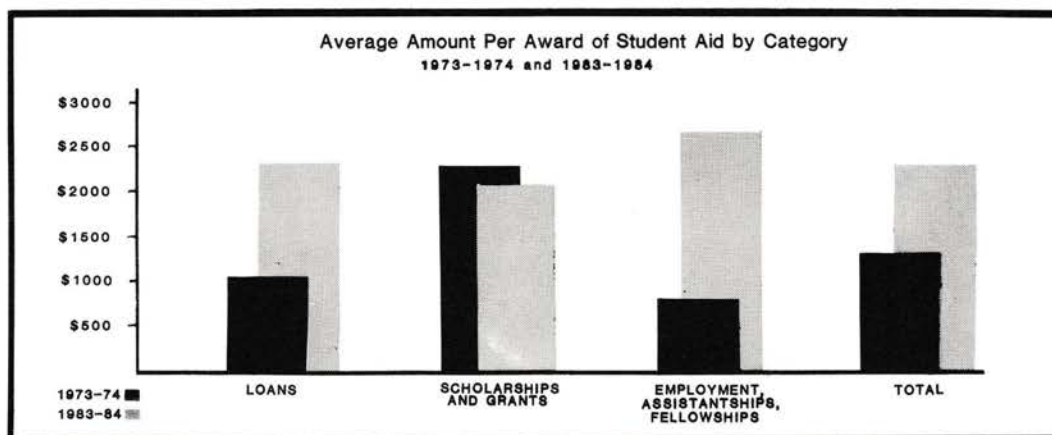
Academic Year	Single Students (Per Quarter)		Single Graduate, Medical & Dental Students (Per Quarter)	Married Student Apartments (Per Month)	
	Single	Double		One-Bedroom	Two-Bedroom
1975-76	\$150.00	\$110.00	\$130.00	\$110.00	\$125.00
1976-77	185.00	130.00	160.00	130.00	145.00
1977-78	210.00	140.00	180.00	150.00	165.00
1978-79	210.00	140.00	180.00	150.00	165.00
1979-80	217.50	145.00	185.00	155.00	175.00
1980-81	243.00	162.00	202.00	170.00	190.00
1981-82	270.00	180.00	225.00	205.00	230.00
1982-83	330.00	220.00	255.00	225.00	250.00
1983-84	345.00	230.00	270.00	230.00	255.00

NOTE: Meals, transportation, and other living expenses vary with each student's needs. Undergraduate students are housed in separate dorms from Graduate/Dental/Medical students. This accounts for the difference in housing costs.

SOURCE: Revenue Accounting, Comptroller's Division  
March, 1984

MEDICAL COLLEGE OF GEORGIA  
STUDENT FINANCIAL ASSISTANCE SUMMARY

TYPE OF FUNDS	1983-84		1982-83		1973-74	
	NUMBER	AMOUNT	NUMBER	AMOUNT	NUMBER	AMOUNT
<b>LOANS</b>						
Auxiliary Loan to Assist Students/Parents' Loan to Undergraduate Students	29	73,911	-	-	-	-
Emergency Student Loans	573	\$ 229,955	531	\$ 164,187	375	\$ 86,889
Georgia Higher Education Assistance Authority (state as lender)	180	289,620	210	323,356	226	264,647
Georgia Higher Education Assistance Corporation (commercial lender)	790	3,147,063	711	2,854,858	269	425,025
Health Education Assistance Loan	5	30,280	7	40,720	-	-
Health Professions Student Loan (Dentistry)	32	78,674	28	64,607	35	50,375
Health Professions Student Loan (Medicine)	93	226,466	89	223,855	71	138,600
MCG Student Loans	58	136,545	28	51,863	61	112,500
Miscellaneous Loans	15	22,951	12	17,998	47	67,166
National Direct Student Loan	160	278,153	182	280,474	30	37,150
Nursing Student Loan	50	50,054	51	59,485	73	64,092
Out-of-state Guaranteed Loan	50	153,013	61	160,538	10	18,250
William Harmon Black	7	22,759	3	4,185	-	-
<b>TOTAL</b>	<b>2,042</b>	<b>\$4,739,444</b>	<b>1,913</b>	<b>\$4,246,126</b>	<b>1,197</b>	<b>\$1,264,694</b>
<b>SCHOLARSHIPS AND GRANTS</b>						
American Fund for Dental Health	1	\$ 2,000	-	-	1	\$ 3,333
Armed Forces Scholarships	56	511,936	58	\$ 540,843	96	460,800
Exceptional Financial Need Scholarship	2	29,559	3	32,835	-	-
Georgia Incentive Scholarship	101	26,675	113	36,050	-	-
MCG Scholarships	82	53,365	87	58,961	57	34,750
Miscellaneous Federal Scholarships	-	-	-	-	84	105,697
Miscellaneous Private Scholarships	109	107,295	60	76,349	2	1,900
National Health Service Corps	8	58,618	19	184,647	-	-
National Medical Fellowship	3	3,600	5	3,100	12	16,900
Nursing Scholarship	-	-	-	-	36	28,109
Nursing Traineeship	31	75,762	41	106,377	51	121,000
Occupational Therapy Traineeship	-	-	3	2,350	-	-
Pell Grant*	149	161,430	149	141,424	-	-
Private Scholarship	-	-	32	26,955	-	-
Regents' Opportunity Scholarship	26	116,668	24	116,666	-	-
Regents' Scholarship	6	4,500	6	4,000	1	750
State Medical Education Board	83	311,250	99	368,353	97	237,000
Supplemental Educational Opportunity Grant	59	43,310	73	39,110	4	3,800
Vocational Rehabilitation Scholarship	5	9,501	7	20,118	-	-
<b>TOTAL</b>	<b>721</b>	<b>\$1,515,469</b>	<b>779</b>	<b>\$1,758,138</b>	<b>441</b>	<b>\$1,014,039</b>
<b>EMPLOYMENT, ASSISTANTSHIPS, FELLOWSHIPS</b>						
Assistantships and Fellowships	71	\$ 230,973	45	\$ 273,000	39	\$ 111,017
College Work-Study	120	168,392	106	82,300	29	16,995
Institutional Employment**	309	966,308	300	535,674	300	204,978
Off-Campus Job Location and Development	14	17,316	33	29,633	-	-
<b>TOTAL</b>	<b>514</b>	<b>\$1,382,989</b>	<b>451</b>	<b>\$ 920,607</b>	<b>368</b>	<b>\$ 332,990</b>
<b>TOTAL AWARDS</b>		<b>3,277</b>		<b>3,176</b>		<b>2,006</b>
<b>UNDUPLICATED STUDENTS</b>		<b>1,370</b>		<b>1,450</b>		<b>1,075</b>
<b>TOTAL AMOUNT</b>		<b>\$7,637,902</b>		<b>\$6,924,871</b>		<b>\$2,611,723</b>
<b>AVERAGE TOTAL ASSISTANCE PER STUDENT</b>		<b>\$5,575</b>		<b>\$4,775</b>		<b>\$2,430</b>



\*Formerly Basic Educational Opportunity Grant

\*\*Enrolled students with base salaries in excess of \$1,000 per month have been excluded from this total.

SOURCE: Annual Reports, 1973-74, 1982-83, 1983-84  
Office of Student Financial Aid

MEDICAL COLLEGE OF GEORGIA  
STUDENT HEALTH SERVICES

	<u>1982-83</u>	<u>1983-84</u>
TOTAL NUMBER OF VISITS	6119	6215
After Hours Care	-	18
Counselling Service	216	189
Dental Service	1584	1656
Student Dependents Seen	244	209
 MEDICAL PROCEDURES		
Dermatology	55	50
Gynecology	895	908
Immunization	407	683
Routine PPD	716	926
Minor Surgery/Cryo Therapy	207	158
Other	3432	4078
URI (Upper Respiratory Infection)	891	771
Urology	165	154
Visual and Auditory Screening	52	37
 LABORATORY PROCEDURES		
Chemistry	81	57
Cultures	338	274
Hematology	115	81
Miscellaneous Lab	2	-
Pregnancy Tests	39	26
 OBSERVATION BED	16	14
 CONSULTATIONS TO OTHER SERVICES	91	124
 TOTAL PATIENTS BY SCHOOL:		
Allied Health	2134	2028
Dental	580	652
Graduate	410	402
Medicine	1975	2193
Nursing	981	872
Student Educational Enrichment Program	35	43
University of Georgia	<u>4</u>	<u>25</u>
 TOTAL	6119	6215

SOURCE: Student Health  
July, 1984



MEDICAL COLLEGE OF GEORGIA  
DEGREES AND CERTIFICATES OFFERED  
1983-84

School of Allied Health Sciences

One-year Certificate in:  
Diagnostic Medical Sonography  
Nuclear Medicine Technology  
Radiation Therapy Technology

Associate in Science in:  
Dental Hygiene  
Dental Laboratory Technology  
Nuclear Medicine Technology  
Occupational Therapy Assistant  
Physical Therapist Assistant  
Radiation Therapy Technology  
Radiologic Technology  
Respiratory Therapy

Bachelor of Science in:  
Dental Hygiene  
Diagnostic Medical Sonography  
Medical Record Administration  
Medical Technology  
Nuclear Medicine Technology  
Occupational Therapy  
Physical Therapy  
Physician's Assistant  
Radiologic Technology  
Respiratory Therapy

School of Dentistry

Doctor of Dental Medicine

School of Graduate Studies

Master of Health Education (with majors in):  
Dental Hygiene  
Medical Technology  
Occupational Therapy  
Physical Therapy

School of Graduate Studies

Master of Science (with majors in):

Anatomy  
Biochemistry  
Endocrinology  
Microbiology  
Oral Biology  
Pharmacology  
Physiology

Master of Science in:  
Medical Illustration

Doctor of Philosophy (with majors in):

Anatomy  
Biochemistry  
Endocrinology  
Microbiology  
Pharmacology  
Physiology

School of Medicine

Doctor of Medicine

School of Nursing

Bachelor of Science in Nursing

Master of Science in Nursing

CONCURRENT DEGREES\*

School of Graduate Studies - School of Dentistry

Master of Science in Oral Biology and Doctor of Dental Medicine

School of Graduate Studies - School of Medicine

Master of Science and Doctor of Medicine

Doctor of Philosophy and Doctor of Medicine

\*Students work toward both degrees concurrently following acceptance into each of the individual programs. Students are granted two different degrees upon completion.

Source: Division of Student Affairs  
July, 1984

MEDICAL COLLEGE OF GEORGIA  
DEGREES AND CERTIFICATES CONFERRED  
JULY 1, 1983 - JUNE 30, 1984

	<u>Males</u>	<u>Females</u>	<u>TOTAL</u>
<u>Certificates</u>			
Nuclear Medicine Technology	2	3	5
Radiation Therapy Technology	—	1	1
TOTAL	2	4	6
<u>Associate Degrees</u>			
Dental Hygiene		13	13
Dental Laboratory Technology	1	6	7
Nuclear Medicine Technology	2	1	3
Physical Therapist Assistant		4	4
Radiation Therapy Technology		1	1
Radiologic Technology	3	9	12
Respiratory Therapy	—	3	3
TOTAL	6	37	43
<u>Bachelor's Degrees</u>			
Dental Hygiene		13	13
Medical Record Administration	1	6	7
Medical Technology	3	15	18
Nuclear Medicine Technology	4	3	7
Nursing	10	156	166
Occupational Therapy	3	36	39
Physical Therapy	4	26	30
Physician's Assistant	11	10	21
Radiologic Technology	2	3	5
Respiratory Therapy	10	4	14
TOTAL	48	272	320
<u>Master's Degrees</u>			
Cell and Molecular Biology (Biochemistry)		1	1
(Microbiology)		1	1
Endocrinology	2		2
Health Education	1	4	5
Medical Illustration	1	4	5
Nursing	3	34	37
Oral Biology	2		2
Pharmacology	—	1	1
TOTAL	9	45	54
<u>Doctor's Degrees</u>			
Anatomy	1		1
Endocrinology		1	1
Pharmacology	2		2
Physiology	2	—	2
TOTAL	5	1	6
<u>First-Professional Degrees</u>			
Dentistry (D.M.D.)	52	14	66
Medicine (M.D.)	140	38	178
TOTAL	192	52	244
GRAND TOTALS	262	411	673

SOURCE: Office of the Registrar  
July, 1984

MEDICAL COLLEGE OF GEORGIA  
ACADEMIC PROGRAMS AND ACCREDITATION GROUPS  
1983-84

MCG PROGRAM	LEVEL/ DEGREE	CIP CODE	ACCREDITATION GROUPS	LAST ACCRED	NEXT ACCRED	TYPE ACCRED
<b>ALLIED HEALTH SCIENCES</b>						
Dental Hygiene	Associate-A.S.(in) Bachelor-B.S.(in)	170102	ADA, Commission on Accreditation	1980	1990	Full
Dental Laboratory Technology (1)	Associate-A.S.(in)	170103	ADA, Commission on Accreditation	1980	1990	Full
Medical Record Administration	Bachelor-B.S.(in)	180703	AMA, CAHEA; American Medical Record Association	1979	1984	Full
Medical Technology	Bachelor-B.S.(in)	170310	AMA, CAHEA	1982	1987	Full
Nuclear Medicine Technology	Professional-Cert.(in) Associate-A.S.(in) Bachelor-B.S.(in)	170208	AMA, CAHEA; Joint Review Committee on Education Programs in Nuclear Medicine Technology	1980	1984	Full
Occupational Therapy	Bachelor-B.S.(in)	170807	AMA, CAHEA; American Occupational Therapy Association	1979	1984	Full
Physical Therapist Assistant	Associate-A.S.(in)	170815	American Physical Therapy Association	1977	1984	Full
Physical Therapy	Bachelor-B.S.(in)	170813	American Physical Therapy Association	1979	1984	Full
Physician's Assistant	Bachelor-B.S.(in)	170508	AMA, CAHEA	1980	1985	Full
Radiation Therapy Technology	Professional-Cert.(in) Associate-A.S.(in)	170299	AMA, CAHEA; Joint Review Committee on Education in Radiologic Technology	1982	1987	Full
Radiologic Technology	Associate-A.S.(in) Bachelor-B.S.(in)	170209	AMA, CAHEA; Joint Review Committee on Education in Radiologic Technology	1979	1984	Full
Diagnostic Medical Sonography	Professional-Cert.(in) Bachelor-B.S.(in)	170212	AMA, CAHEA; Joint Review Committee on Education	(new)	1984	
Respiratory Therapy	Associate-A.S.(in) Bachelor-B.S.(in)	170818	AMA, CAHEA; Joint Review Committee for Respiratory Therapy	1982	1987	Full
<b>DENTISTRY</b>						
Dentistry	1st Professional D.M.D.	180401	ADA, Commission on Accreditation	1980	1987	Full
<b>GRADUATE STUDIES--(All Graduate Studies programs are accredited by Southern Association of Colleges and Schools-SACS)*</b>						
Anatomy	Masters-M.S.(major in) Doctorate-Ph.D.(major in)	260601	*	1979	1989	Full
Biochemistry	Masters-M.S.(major in) Doctorate-Ph.D.(major in)	260201	*	1979	1989	Full
Endocrinology	Masters-M.S.(major in) Doctorate-Ph.D.(major in)	260605	*	1979	1989	Full
Medical Illustration	Masters-M.S.(in)	170504	Association of Medical Illustrators	1979 1979	1989 1984	Full Full
Microbiology	Masters-M.S.(major in) Doctorate-Ph.D.(major in)	260501	*	1979	1989	Full
Oral Biology	Masters-M.S.(major in)	269999	*	1979	1989	Full
Pharmacology	Masters-M.S.(major in) Doctorate-Ph.D.(major in)	260705	*	1979	1989	Full
Physiology	Masters-M.S.(major in) Doctorate-Ph.D.(major in)	260706	*	1979	1989	Full
Health Education (Dental Hygiene)	Masters-M.H.E.(major in)	1313071	*	1979	1989	Full
(Medical Technology)	Masters-M.H.E.(major in)	1313072	*	1979	1989	Full
(Occupational Therapy)	Masters-M.H.E.(major in)	1313073	*	1979	1989	Full
(Physical Therapy)	Masters-M.H.E.(major in)	1313074	*	1979	1989	Full

MOG PROGRAM	LEVEL/ DEGREE	CIP CODE	ACCREDITATION GROUPS	LAST ACCRED	NEXT ACCRED	TYPE ACCRED
MEDICINE Medicine	1st Professional-M.D.	181001	Accreditation Council on Medical Education, AMA	1977	1987	Full
NURSING Nursing	Bachelor-B.S.(in)	181101	Georgia Board of Nursing National League for Nursing	1983 1982	1985 1990	Full Full
	Masters-M.S.(in)	181101	National League for Nursing	1982	1990	Full
DENTAL RESIDENCIES--(All Dental Residencies accredited by the Commission on Accreditation of the American Dental Association-ADA)**						
Endodontics	Post Doctorate-Cert.	180403	**	1980	1987	Full
Fixed Prosthodontics	Post Doctorate-Cert.	1804091	**	1980	1987	Full
Removable Prosthodontics	Post Doctorate-Cert.	1804092	**	1980	1987	Full
General Practice	Post Doctorate-Cert.	180499	**	1980	1987	Full
Oral Surgery	Post Doctorate-Cert.	180404	**	1980	1987	Full
Orthodontics	Post Doctorate-Cert.	180406	**	1980	1987	Full
Pedodontics	Post Doctorate-Cert.	180407	**	1980	1987	Full
Periodontics	Post Doctorate-Cert.	180408	**	1980	1987	Full
MEDICAL RESIDENCIES--(All Medical Residencies accredited by Accreditation Council on Graduate Medical Education Residency Review Committee-AMA)***						
Anesthesiology	Post Doctorate-Cert.	181003	***	1984	1988	Pending
Dermatology	Post Doctorate-Cert.	181005	***	1980	Unknown	Full
Family Practice	Post Doctorate-Cert.	181007	***	1981	1987	Full
Internal Medicine	Post Doctorate-Cert.	181010	***	1984	1987	Full
Neurology	Post Doctorate-Cert.	181024	***	1980	1984	Full
Obstetrics and Gynecology	Post Doctorate-Cert.	181013	***	1982	Unknown	Full
Ophthalmology	Post Doctorate-Cert.	181014	***	1979	Unknown	Full
Pathology	Post Doctorate-Cert.	181018	***	1979	1984	Full
Pediatrics	Post Doctorate-Cert.	181019	***	1983	1986	Pending
Psychiatry	Post Doctorate-Cert.	181023	***	1983	1988	Pending
Diagnostic Radiology	Post Doctorate-Cert.	181025	***	1983	1984	Probationary
General Surgery	Post Doctorate-Cert.	181026	***	1979	1984	Full
Neurosurgery	Post Doctorate-Cert.	181011	***	1981	1984	Full
Orthopedic Surgery	Post Doctorate-Cert.	181016	***	1982	1987	Full
Otolaryngology	Post Doctorate-Cert.	181017	***	1983	1989	Full
Plastic Surgery	Post Doctorate-Cert.	181021	***	1980	1984	Full
Thoracic Surgery	Post Doctorate-Cert.	181027	***	1982	1987	Full
Urology	Post Doctorate-Cert.	181028	***	1983	1988	Full

(1) In conjunction with Augusta Area Vocational - Technical School

NOTE: AMA - American Medical Association    ADA - American Dental Association    CAHEA - Committee on Allied Health Education and Accreditation    SACS - Southern Association of Colleges and Schools

SOURCE: Report of the President, 1983-84  
Medical College of Georgia

MEDICAL COLLEGE OF GEORGIA  
CUMULATIVE GRADUATES BY DEGREE AND MAJOR AREA OF STUDY  
1833 - 1984

NOTE: Totals are based on a compilation from data sources, and therefore may not agree with any single source. Data represent fiscal year (July 1 of the preceding year to June 30 of the year indicated).

DEGREE	MAJOR AREA OF STUDY	DEGREES CONFERRED LAST FIVE YEARS					TOTAL OF ALL DEGREES SINCE 1833
		1980	1981	1982	1983	1984	
Certificate	Nuclear Medicine Technology	9	6	10	5	5	58
	Radiation Therapy Technology	4	4	2	1	1	27
	*Radiography	-	-	-	-	-	89
	Sonography	-	-	-	-	-	-
A.S.	Dental Hygiene	5	9	9	12	13	69
	Dental Laboratory Technology	14	6	5	10	7	76
	Nuclear Medicine Technology	-	-	-	1	3	4
	Physical Therapist Assistant	7	6	4	5	4	37
	Radiation Therapy Technology	-	-	-	2	1	3
	Radiologic Technology	16	10	8	12	12	149
	Respiratory Therapy	-	-	-	5	3	8
B.S.	Dental Hygiene	23	22	17	23	13	319
	Medical Illustration	-	-	-	-	-	43
	Medical Record Administration	14	11	8	17	7	226
	Medical Technology	25	25	21	21	18	355
	Nuclear Medicine Technology	3	2	6	8	7	40
	Occupational Therapy	15	11	27	42	39	254
	Physical Therapy	26	32	26	33	30	298
	Physician's Assistant	25	22	21	25	21	221
	*Public Health	-	-	-	-	-	3
	Radiologic Technology	5	4	7	2	5	128
	Respiratory Therapy	9	19	12	12	14	83
B.S.N.	Nursing	169	146	157	175	166	3,232
B.S.N.E.	*Nursing Education	-	-	-	-	-	142
M.H.E.	Dental Hygiene	-	3	-	2	2	12
	Medical Technology	-	-	2	3	-	9
	Occupational Therapy	-	4	1	-	2	14
	Physical Therapy	2	2	-	-	1	5
M.S.	Anatomy	-	-	1	-	-	28
	*Biology	-	-	-	-	-	1
	Cell and Molecular Biology	-	-	-	-	-	-
	Biochemistry	1	-	-	-	1	33
	Microbiology	1	-	1	1	1	30
	Endocrinology	-	1	-	-	2	14
	*Interdisciplinary	-	-	-	-	-	1
	Medical Illustration <sup>2</sup>	6	7	6	5	5	117
	*Medical Microbiology and Public Health	-	-	-	-	-	1
	*Medicine	-	-	-	-	-	4
	Oral Biology	1	-	1	-	2	8
	Pharmacology	-	-	-	-	1	2
	Physiology	1	1	-	-	-	9
	*Public Health	-	-	-	-	-	1
M.S.N.	Nursing	-	-	-	-	-	-
	Adult Nursing	38	40	22	5	17	429
	Community Health Nursing	-	-	-	-	4	4
	*Family Nursing	3	-	-	-	-	41
	Mental Health/Psychiatric Nursing	7	6	9	4	6	157
	Nursing Administration	12	3	-	2	5	125
	Parent/Child Nursing <sup>3</sup>	11	14	1	7	5	97
Ph.D.	Anatomy	3	1	-	-	1	15
	Cell and Molecular Biology	-	-	-	-	-	-
	Biochemistry	1	1	1	-	-	21
	Microbiology	1	2	-	4	-	18
	Endocrinology	2	1	1	4	1	28
	Pharmacology	-	4	-	-	2	14
	Physiology	-	2	2	3	2	20
	*Public Health	-	-	-	-	-	3
D.M.D.	Dentistry	56	62	55	59	66	646
M.D.	Medicine	177	189	182	180	178	7,563
		692	678	625	690	673	

TOTAL MCG GRADUATES (1833-1984) = 15,334

\*Indicates degrees or major areas of study not currently offered.

\*\*Includes 112 graduates who received degrees while the school was located at the University of Georgia (1943-1956).

<sup>1</sup>From 1964-1972 this was known as Medical Records Science.

<sup>2</sup>From 1956-1964 this was known as Medical Art.

<sup>3</sup>From 1969-1982 this was known as Maternal/Child Nursing.

SOURCE: Compiled July, 1981 by Division of Educational Research and Development with resources from: Office of the Registrar; MCG Report of the President, 1956-1980; Alumni Office; Deans and Chairmen of MCG Schools and Departments. Latest update July, 1984.



MEDICAL COLLEGE OF GEORGIA  
DEFINITION OF EMPLOYEE CATEGORIES

(Based on Federal Equal Employment Opportunity Guidelines)

Executive, Administrative and Managerial - Includes all persons whose assignments require primary (and major) responsibility for management of the institution, or a customarily recognized department or subdivision thereof. Assignments require the performance of work directly related to management policies or general business operations of the institution, department or subdivisions, etc. It is assumed that assignments in this category customarily and regularly require the incumbent to exercise discretion and independent judgement, and to direct the work of others.

Professional - Includes persons whose assignments require either college graduation or experience of such kind and amount as to provide a comparable background. Also includes all staff members with assignments requiring specialized professional training.

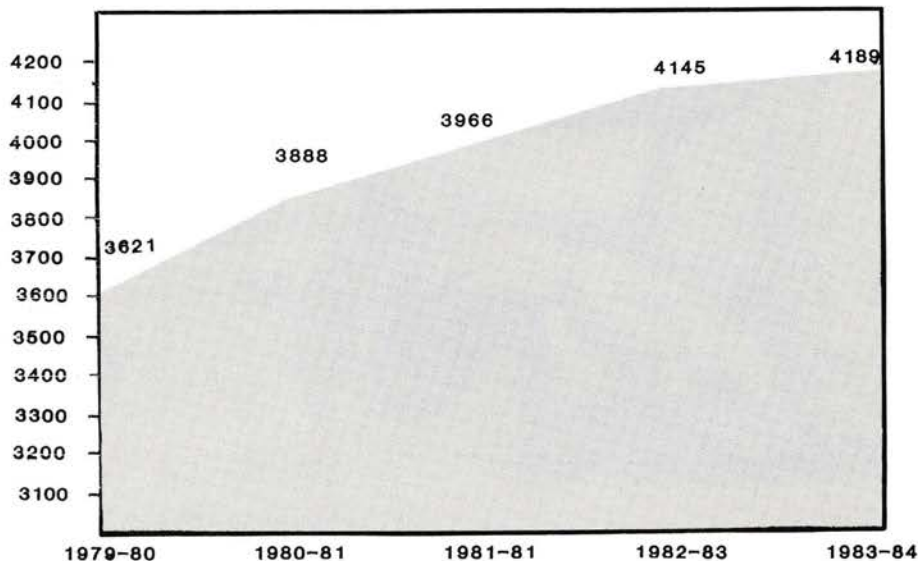
Clinical and Secretarial - Includes all persons whose assignments typically are associated with clerical activities or are specifically of a secretarial nature. Includes personnel who are responsible for internal and external communications, recording and retrieval of data (other than computer programmers) and/or information and other paper work required in an office.

Technical and Paraprofessionals - Includes all persons whose assignments require specialized knowledge or skills which may be acquired through experience or academic work such as is offered in many two-year technical institutes, junior colleges or through equivalent on-the-job training.

Skilled Crafts - Includes all persons whose assignments typically require special manual skills and a thorough and comprehensive knowledge of the processes involved in the work, acquired through on-the-job training and experience or through apprenticeship or other formal training programs.

Service/Maintenance - Includes persons whose assignments require limited degrees of previously acquired skills and knowledge and in which workers perform duties which result in or contribute to the comfort, convenience and hygiene of personnel and the student body or which contribute to the upkeep and care of buildings, facilities or grounds of the institutional property.

MCG Classified Employees



SOURCE: EEO/Affirmative Action Office, MCG  
February, 1980

Division of Educational Research and Development  
July, 1984

MEDICAL COLLEGE OF GEORGIA  
JOB CATEGORIES OF CLASSIFIED  
EMPLOYEES, BY UNIT/DIVISION/SCHOOL  
1983-1984

	TOTAL EMPLOYEES	EXECUTIVE/ ADMINISTRATIVE MANAGERIAL*	PROFESSIONAL	CLERICAL SECRETARIAL	TECHNICAL/ PARAPROFESSIONAL	SKILLED CRAFT	SERVICE/ MAINTENANCE
<b>GENERAL**</b>							
Comptroller	84	10	15	34	1		24
Continuing Education	8		5	3			
Educational Research and Development	4		2	2			
Health Communication	40	1	9	4	24	2	
Institutional Relations	16	2	9	5			
Internal Audits	4		3	1			
Library	37		13	24			
Materials Management	48	1	6	41			
Personnel	25	4	11	10			
Physical Plant	537	2	32	14	1	103	385
President's Office	7		5	1	1		
Procurement	58	1	9	35		11	2
Provost's Office	2		2				
Public Safety	74		7	6	2		59
Research Administration	6		3	3			
Student Affairs	27	1	4	22			
Systems and Computer Services	91		37	24	30		
Vice President for Business and Finance	1			1			
Laboratory Animal Resources/ Biological Safety	21		3	3	6		9
<b>TOTAL</b>	<b>1090</b>	<b>22</b>	<b>175</b>	<b>233</b>	<b>65</b>	<b>116</b>	<b>479</b>
<b>HOSPITAL AND CLINICS***</b>							
Administrative Office	12	3	4	5			
Ambulatory Care Clinic	163	5	46	43	58		11
Facility and Support Service	161		11	38	26		86
Financial Service	92	1	30	58	1		2
Nursing Service	1142	7	447	143	510		35
Professional and Allied Health	214		26	53	123		12
<b>TOTAL</b>	<b>1784***</b>	<b>16</b>	<b>564</b>	<b>340</b>	<b>718</b>		<b>146</b>
Georgia War Veterans Nursing Home	154		21	13	72	1	47
<b>SCHOOLS</b>							
Allied Health Sciences	25		4	19	2		
Dentistry	138	1	5	47	85		
Graduate Studies	3		1	1	1		
Medicine***	966***		142	310	496	6	12
Nursing	29		8	21			
<b>GRAND TOTALS</b>	<b>4189</b>	<b>39</b>	<b>920</b>	<b>984</b>	<b>1439</b>	<b>123</b>	<b>684</b>

\*Includes classified employees only; faculty in administrative positions have been excluded from this category.

\*\*General Institution (Work Study Program) is no longer classified by title by Personnel. Student Health is now included in the School of Medicine.

\*\*\*Many employees working in Talmadge Memorial Hospital and its clinics are officially assigned to the School of Medicine; therefore, the total of Hospital and Clinics does not accurately reflect all persons physically present in hospital services.

NOTE: Does not reflect organizational changes made since January, 1984.

SOURCE: Division of Systems and Computer Services  
January, 1984

MEDICAL COLLEGE OF GEORGIA  
CLASSIFIED EMPLOYEES IN EACH MCG UNIT/DIVISION/SCHOOL BY  
SEX, RACE, AGE, LENGTH OF EMPLOYMENT, FULL-TIME,  
PART-TIME STATUS AND HIGHEST DEGREE EARNED  
1983-1984

	TOTAL EMPLOYEES	SEX		RACE			AGE					
		FEMALE	MALE	WHITE	BLACK	OTHER	UNDER 20	20 - 29	30 - 39	40 - 49	50 - 59	OVER 60
GENERAL*												
Comptroller	84	54	30	58	26		2	26	28	15	9	4
Continuing Education	8	8		8				3	3	1	1	
Educational Research and Development	4	4		2	2				4			
Health Communication	40	14	26	34	6		2	10	14	7	6	1
Institutional Relations	16	13	3	14	2			7	6	3		
Internal Audits	4	3	1	4					3		1	
Library	37	30	7	29	8		6	11	10	7	3	
Materials Management	48	11	37	37	11		3	23	10	6	3	3
Personnel	25	21	4	19	6			12	7	4	2	
Physical Plant	537	188	349	207	330		10	209	110	86	89	33
President's Office	7	7		7				2	2	1	2	
Procurement	58	47	11	51	7		3	23	11	14	7	
Provost's Office	2	2		2					1	1		
Public Safety	74	24	50	47	27		2	38	10	8	13	3
Research Administration	6	4	2	6				2	1	1	2	
Student Affairs	27	27		21	6			9	8	7	3	
Systems and Computer Services	91	48	43	78	13			37	36	11	5	2
Vice President for Business and Finance	1	1		1					1			
Laboratory Animal Resources/ Biological Safety	21	7	14	11	10			9	7	2	3	
TOTAL	1090	513	577	636	454		28	421	272	174	149	46
HOSPITAL AND CLINICS**												
Administrative Office	12	10	2	11	1			3	6	1	1	1
Ambulatory Care	163	154	9	109	54		3	65	47	25	21	2
Facility and Support Services	161	118	43	38	121	2	1	43	39	38	28	12
Financial Service	92	80	12	65	27			37	33	11	11	
Nursing Service	1142	1065	77	673	468	1	8	508	336	180	84	26
Professional and Allied Health	214	162	52	156	58		6	115	63	17	9	4
TOTAL	1784	1589	195	1052	729	3	18	771	524	272	154	45
Georgia War Veterans Nursing Home	154	86	68	69	85		4	43	45	27	24	11
SCHOOLS												
Allied Health Sciences	25	24	1	19	5	1		10	9	3	2	1
Dentistry	138	113	25	117	20	1	4	62	42	21	6	3
Graduate Studies	3	2	1	3				1	1	1		
Medicine**	966	787	179	755	204	7	13	416	294	148	77	18
Nursing	29	29		25	4		1	16	4	4	4	
GRAND TOTALS	4189	3143	1046	2676	1501	12	68	1740	1191	650	416	124

	LENGTH OF EMPLOYMENT					FULL-TIME/PART-TIME				DEGREES***					
	0 - 1	1 - 4	5 - 10	11 - 20	OVER - 20	PERM FT	PERM PT	TEMP FT	TEMP PT	NONE	A or C	B	M	1ST PROF	DOCTORATE
<b>GENERAL*</b>															
Comptroller	10	23	21	20	10	84				75		9			
Continuing Education		2	2	4		8				7		1			
Educational Research and Development	1	3				3	1			2		1	1		
Health Communication	8	14	8	9	1	37			3	28	2	8	2		
Institutional Relations	2	9	5			16				6		9	1		
Internal Audits		2	2			4				2		2			
Library	10	15	11	1		26	2		9	26		10	1		
Materials Management	9	22	10	6	1	48				46		2			
Personnel	8	9	6	2		25				19	1	4	1		
Physical Plant	100	214	126	85	12	537				531		5	1		
President's Office		3	2	1	1	7				6		1			
Procurement	9	25	18	6		56	2			58					
Provost's Office		1	1			2				2					
Public Safety	16	34	17	7		74				73		1			
Research Administration		3	1	2		6				3			2	1	
Student Affairs	6	8	9	4		26	1			25		1	1		
Systems and Computer Services	20	20	34	17		90		1		65	3	19	4		
Vice President for Business and Finances				1		1				1					
Laboratory Animal Resources/ Biological Safety	4	5	6	6		17	4			18		1	1	1	
<b>TOTAL</b>	<b>203</b>	<b>412</b>	<b>279</b>	<b>171</b>	<b>25</b>	<b>1067</b>	<b>10</b>	<b>1</b>	<b>12</b>	<b>993</b>	<b>6</b>	<b>74</b>	<b>15</b>	<b>2</b>	
<b>HOSPITAL AND CLINICS**</b>															
Administrative Office	2	2	4	3	1	12				9		1	2		
Ambulatory Care	45	57	28	27	6	136	14	1	12	151	3	6	3		
Facility and Support Service	18	46	32	41	24	160		1		148		10	3		
Financial Service	12	51	19	9	1	87			5	82	1	7	2		
Nursing Service	342	430	154	177	39	801	163		178	1002	19	101	19		1
Professional and Allied Health	71	71	46	24	2	179	14		21	168	2	40	2	2	
<b>TOTAL</b>	<b>490</b>	<b>657</b>	<b>283</b>	<b>281</b>	<b>73</b>	<b>1375</b>	<b>191</b>	<b>2</b>	<b>216</b>	<b>1560</b>	<b>25</b>	<b>165</b>	<b>31</b>	<b>2</b>	<b>1</b>
Georgia War Veterans Nursing Home	37	61	31	21	4	136	11	1	6	147	2	5			
<b>SCHOOLS</b>															
Allied Health Sciences	3	11	7	4		25				24		1			
Dentistry	31	52	30	25		126	4	1	7	134		2	2		
Graduate Studies		2	1			3				2		1			
Medicine**	231	401	178	117	39	833	47	8	78	800	13	121	27		5
Nursing	13	10	4	1	1	25	2		2	29					
<b>GRAND TOTALS</b>	<b>1008</b>	<b>1606</b>	<b>813</b>	<b>620</b>	<b>142</b>	<b>3590</b>	<b>265</b>	<b>13</b>	<b>321</b>	<b>3689</b>	<b>46</b>	<b>369</b>	<b>75</b>	<b>4</b>	<b>6</b>

\*General Institution (Work Study Program) is no longer classified by title by Personnel. Student Health is now included in the School of Medicine.

\*\*Many employees working in Talmadge Memorial Hospital and its clinics are officially assigned to the School of Medicine; therefore, the total of Hospital and Clinics does not accurately reflect all persons physically present in hospital service.

\*\*\*A=Associate; C=Certificate; B=Bachelor's; M=Master's; 1st Prof=First Professional (M.D., D.D.S., D.V.M., J.D. and equivalents). Doctorate=Ph.D., Ed.D., and equivalents.

NOTE: Does not reflect organizational changes made since January, 1984.

SOURCE: Division of Systems and Computer Services  
January, 1984

MEDICAL COLLEGE OF GEORGIA  
PERSONNEL STATISTICS OF ALL EMPLOYEES ON PAYROLL  
(INCLUDING CLASSIFIED EMPLOYEES, FACULTY, INTERNS AND RESIDENTS)  
1981-82 - 1983-84

Month Ending	1983-1984				1982-1983				1981-1982			
	ACTIVE EMPLOYEES ON PAYROLL	ADDITIONS	TERMINATIONS	TERMINATION RATE	ACTIVE EMPLOYEES ON PAYROLL	ADDITIONS	TERMINATIONS	TERMINATION RATE	ACTIVE EMPLOYEES ON PAYROLL	ADDITIONS	TERMINATIONS	TERMINATION RATE
JULY	5302	327	96	1.8	5138	286	90	1.8	4971	301	79	1.6
AUGUST	5308	189	191	3.6	5099	167	204	4.0	4948	116	133	2.7
SEPTEMBER	5380	182	136	2.5	5174	200	151	2.9	4994	207	190	3.8
OCTOBER	5498	175	62	1.1	5226	151	104	2.0	5060	163	105	2.1
NOVEMBER	5507	84	79	1.4	5255	121	97	1.8	5095	115	76	1.5
DECEMBER	5519	84	75	1.4	5281	90	69	1.3	5104	75	69	1.4
JANUARY	5517	133	132	2.4	5293	89	78	1.5	5205	169	75	1.4
FEBRUARY	5539	94	80	1.4	5293	88	78	1.5	5226	113	89	1.7
MARCH	5523	91	100	1.8	5291	114	127	2.4	5208	138	160	3.1
APRIL	5514	91	98	1.8	5268	65	84	1.6	5207	94	93	1.8
MAY	5451	88	159	2.9	5231	85	126	2.4	5171	78	118	2.3
JUNE*	5228	196	395	7.6	5095	194	331	6.5	4989	172	349	7.0
TOTAL	5440 (Average)	1734	1603	29.7	5220 (Average)	1650	1539	29.7	5098 (Average)	1741	1536	30.4

\*Larger percentage of terminations in this month is due partly to interns and residents leaving at the end of their contracts.

COMPARATIVE STATISTICS

	1983-1984	1982-1983	1981-1982
APPOINTMENTS	1734	1650	1741
TERMINATIONS	1603	1539	1536
AVERAGE NUMBER ON PAYROLL	5440	5220	5098

SOURCE: Personnel Division  
July, 1984

MEDICAL COLLEGE OF GEORGIA  
CLASSIFIED EMPLOYEE BENEFITS  
1983-84

		<u>Biweekly</u>	<u>Monthly</u>	<u>Annually</u>
*VACATION LEAVE	0 to 5 years of employment =	4.61 hrs.	10 hrs.	15 days
	5 to 10 years of employment =	5.53 hrs.	12 hrs.	18 days
	over 10 years of employment =	6.46 hrs.	14 hrs.	21 days
	Vacation leave accrues up to a maximum of 360 hours (45 working days)			
*HOLIDAYS	Ten paid holidays (7 scheduled, 3 unscheduled).			
*SICK LEAVE	3.69 hours each two weeks for biweekly employees or 8 hours (one day) per calendar month for monthly employees. No limit on accrual.			
MILITARY LEAVE	Leave with pay is authorized for members of the National Guard or Reserve as specified in official orders, with a maximum of 15 working days in any calendar year.			
TEACHERS RETIREMENT	Contributions are made by the employee and employer (State of Georgia). The employee's contribution is 6% of gross salary and the State's contribution is 12.67% currently. Participation by all employees who work half-time or more (other than temporary employees) is a condition of employment. Contributions and earned interest are returnable upon application, if employment is terminated before retirement.			
JURY DUTY	Full pay while on jury duty.			
SOCIAL SECURITY	1983 contribution rates are 6.7% of monthly gross salary by employee and 7.0% by MCG (of the first \$37,800 earned).			
WORKER'S COMPENSATION	Full coverage for on-the-job injuries as specified by the Georgia Employment Security Law.			
HOSPITALIZATION INSURANCE	Available with dependent coverage and medical benefits at group rates. Part of the cost is paid by the Medical College of Georgia. Must have a work commitment of half-time or more (temporary employees are not eligible).			
LIFE INSURANCE	MCG provides free Basic Life Insurance including Accidental Death and Dismemberment provisions. Supplemental Life Insurance and Dependent Life Insurance are available at reasonable group rates.			
LONG TERM DISABILITY INSURANCE	Available at group rates to all employees earning at least \$10,000 PA. Must also have a work commitment of half-time or more.			
GROUP ACCIDENT INSURANCE	Available at group rates to all employees working half-time or more.			

NOTE: \*Vacation Leave, Scheduled Holidays, and Sick Leave are prorated for part-time employees who work half-time or more.

SOURCE: Personnel Division  
March, 1984





MEDICAL COLLEGE OF GEORGIA  
MEDICAL AND DENTAL RESIDENTS BY PROGRAM\*  
1979-1984

	1979-1980	1980-1981	1981-1982	1982-1983	1983-1984**		Total
					MCG Graduates	Non-MCG Graduates	
Anesthesiology	14	19	25	30	18	9	27
Dermatology	10	9	7	8	5	2	7
Endodontics	4	4	4	4	-	5	5
Family Practice	18	18	20	20	9	11	20
Flexible	10	11	12	12	11	1	12
General Dentistry	2	4	4	4	2	1	3
Medicine (General)	53	57	65	62	18	49	67
+Allergy-Immunology	-	-	-	-	-	1	1
+Cardiology	7	8	8	6	1	6	7
+Clinical Nutrition	-	-	-	-	-	1	1
+Endocrine-Metabolic Disease	-	-	-	1	-	2	2
+Gastroenterology	6	4	4	4	2	2	4
+Hematology-Oncology	2	2	1	2	-	2	2
+Infectious Disease	1	1	1	-	-	-	-
+Nephrology	2	-	2	3	-	4	4
+Pulmonary Disease	4	4	4	5	3	1	4
+Rheumatology	1	1	1	1	1	0	1
Neurology	12	12	13	13	1	13	14
Obstetrics/Gynecology	18	21	21	25	15	10	25
Ophthalmology	9	8	9	9	3	6	9
Orthodontics	4	4	4	4	3	2	5
Pathology	8	7	10	13	3	9	12
Pediatrics	18	15	20	27	19	11	30
Pedodontics	4	4	4	4	1	3	4
Periodontics	6	6	6	5	1	5	6
Prosthodontics							
Fixed	3	3	4	3	-	4	4
Removable	2	3	4	5	-	6	6
Psychiatry	10	15	21	23	10	18	28
Radiology	12	15	14	17	9	6	15
Surgery (General)	34	36	37	38	24	13	37
Neurosurgery	4	5	4	6	3	2	5
Oral & Maxillofacial Surgery	6	6	6	7	1	5	6
Orthopedics	12	12	12	13	7	5	12
Otolaryngology	4	6	5	4	2	4	6
Plastic and Reconstructive	2	2	3	3	2	1	3
Thoracic and Cardiac	2	3	3	3	1	2	3
Urology	6	5	4	5	4	1	5
TOTAL	310	330	362	389	179	223	402

\*Includes positions at Talmadge Memorial Hospital and Veterans Administration Medical Center

\*\*As of January 1, 1984

+These programs are not separately accredited, but are part of the total accreditation of the Medicine Residency Program.

SOURCE: Roster of Residents, Housestaff Coordinator's Office  
Associate Dean for Clinical Sciences, School of Dentistry  
March, 1984

MEDICAL COLLEGE OF GEORGIA  
MEDICAL AND DENTAL RESIDENTS  
BY POSTGRADUATE TRAINING YEAR AND QUARTER  
1983-1984\*

Residents are on a yearly contract and do not "enroll" by quarter. This chart shows the presence of residents during quarters at MCG, although the residents' year does not coincide with the school calendar year of regularly enrolled students. Most residents begin their residency on July 1st of any given year. A resident's year may run from any one date to another, depending on the contract and date the program is entered. Generally residents may elect to train from 1 to 7 postgraduate years, depending on the course of study and specialty they choose.

The term "resident" is inclusive of the various designations for postgraduate education of physicians and dentists including interns, house officer, housestaff and even fellow. During the period of residency training, the doctor is involved in his own personal education, the education of students and other residents, and health care for his patients.

POSTGRADUATE YEAR**	SUMMER 1983	FALL 1983	WINTER 1984	SPRING 1984	AVERAGE PER QUARTER
1	86	85	87	84	86
M 2	92	93	94	94	93
E 3	80	80	83	87	82
D 4	50	52	56	56	54
I 5	32	30	30	31	31
C 6	10	9	9	9	9
I 7	5	5	5	5	5
N					
E					
TOTAL	355	354	364	366	360
D 1	14	14	14	14	14
E 2	19	19	19	19	19
N 3	4	4	4	4	4
T 4	2	2	2	2	2
I					
S					
T					
R					
Y					
TOTAL	39	39	39	39	39
GRAND TOTAL	394	393	403	405	399

\*Based on a January 1, 1984 roster that projects contractual obligation thru June 30, 1984.

\*\*Each resident is counted in the postgraduate training year in which he/she begins a quarter; changes in training year in mid-quarter will be recorded in the next quarter. A resident will also appear if present for only a portion of a quarter.

SOURCE: Roster of Residents, Housestaff Coordinator's Office  
January, 1984  
Associate Dean for Clinical Sciences, School of Dentistry  
March, 1984  
Institutional Needs Assessment, Medical College of Georgia  
July, 1982

MEDICAL COLLEGE OF GEORGIA  
ROSTER OF SCHOOLS FROM WHICH  
1983-84\* RESIDENTS GRADUATED

NUMBER PER INSTITUTION	DENTAL SCHOOLS	NUMBER PER INSTITUTION	MEDICAL SCHOOLS, continued
8	Medical College of Georgia	2	University of Baroda; University of Guadalajara; University of Oregon
5	Virginia Commonwealth University, Medical College of Virginia	1	Albany; American University of Beirut;
4	Emory University; Medical University of South Carolina		American University of Caribbean; Asuncion;
2	Georgetown University; University of Louisville		Baylor; Bariramji Jijibhria; Calicut;
1	Loma Linda University; Temple University; Tufts University;		Case Western Reserve University; Cebu;
	University of Alabama; University of Colorado;		Duke University; East Tennessee State University;
	University of Illinois; University of Kentucky;		Ein-Sham; Georgetown University; Ghandi;
	University of Mississippi; University of North Carolina;		Glasgow University; Howard University;
	University of Oregon; University of Pennsylvania;		Kanas City College of Osteopathic Medicine;
	University of The Pacific; University of Washington;		King Edward; Mahatma Ghandi Memorial;
	West Virginia University		Maulana Azad, University of Delhi;
TOTAL RESIDENTS: 39			Medical College of Ohio; Mysore;
	<u>MEDICAL SCHOOLS</u>		National Autonomous University; New York;
171	Medical College of Georgia		Ohio State University; Pennsylvania State;
18	Medical University of South Carolina		Ramathibodi Hospital; St. George's University;
14	University of South Alabama		St. Tomas; SUNY at Buffalo;
8	Emory University		SUNY Upstate at Syracuse; Texas Tech University;
7	Bowman Gray; University of North Carolina		University of Aleppo; University of Arkansas;
6	Louisiana State University at Shreveport;		University of Athens; University of Bologna;
	University of Florida		University of Bordeaux II; University of Brussels;
5	Virginia Commonwealth University, Medical College of Virginia;		University of California; University of Dominica;
	University of Alabama; University of Kentucky;		University of Illinois; University of Iowa;
	University of Mississippi; University of South Florida		University of Juarez; University of Maryland;
4	University of Louisville; University of Oklahoma;		University of Miami; University of Nebraska;
	University of Puerto Rico; University of South Carolina		University of Pittsburg; University of Salvador;
3	Manchester; Meharry; San Juan Bautista;		University of Texas at Houston; Vanderbilt;
	University of Tennessee; University of Texas at Galveston;		Wayne State University; West Virginia University;
	University of Texas Southwestern Medical School at Dallas		Yon-Sei
2	Baghdad University; East Carolina; Indiana University;		
	Louisiana State University at New Orleans;		
		TOTAL RESIDENTS: 363	

TOTAL OF ALL INTERNS AND RESIDENTS: 402

\*As of January 1, 1984

SOURCE: Roster of Residents, Housestaff Coordinator's Office  
January 1, 1984

MEDICAL COLLEGE OF GEORGIA  
FIRST-YEAR RESIDENCY APPOINTMENTS OF 1984 SCHOOL OF MEDICINE GRADUATES

	INSTITUTION	# OF RESIDENTS
ALABAMA	Anniston Family Practice, Anniston	1
	Lloyd Noland Hospital, Fairfield	1
	University of Alabama Medical Center, Birmingham	1
	University of Alabama Huntsville Hospital, Huntsville	1
ARIZONA	Good Samaritan Medical Center, Phoenix	1
ARKANSAS	University Hospital of Arkansas, Little Rock	4
CALIFORNIA	Kaiser Foundation Hospital, San Francisco	1
	Naval Regional Medical Center, Oakland	2
	Naval Regional Medical Center, San Diego	1
FLORIDA	Jacksonville Education Program, Jacksonville	1
	Orlando Regional Medical Center, Orlando	1
	Pensacola Education Program, Pensacola	2
	Tallahassee Memorial Regional Medical Center, Tallahassee	1
GEORGIA	DD Eisenhower Army Medical Center, Ft. Gordon	2
	Floyd Medical Center, Rome	1
	Georgia Baptist Hospital, Atlanta	7
	Grady Memorial Hospital, Atlanta	5
	Medical Center, Columbus	6
	Medical Center of Central Georgia, Macon	7
	Medical College of Georgia, Augusta	38
	Memorial Medical Center, Savannah	5
	Morehouse School of Medicine, Atlanta	2
HAWAII	Tripler Army Medical Center, Honolulu	1
	University of Hawaii Affiliated	1
ILLINOIS	MacNeal Memorial Hospital, Berwyn	1
INDIANA	Indiana University Medical Center, Indianapolis	1
KENTUCKY	University of Kentucky Medical Center, Lexington	1
	University of Louisville, Louisville	1
LOUISIANA	Louisiana State University at Shreveport Affiliated, Shreveport	1
	Tulane University Affiliated Hospital	1
MAINE	Central Main Medical Center, Lewiston	1
MARYLAND	Sinai Hospital of Baltimore	2
MASSACHUSETTS	Baystate Medical Center, Springfield	1
MICHIGAN	Oakwood Hospital, Dearborn	1
	St. Joseph Mercy Hospital, Ann Arbor	1
	Wayne State University Affiliated Hospital, Detroit	1
MINNESOTA	University of Minnesota Hospitals, Minneapolis	1
MISSISSIPPI	Kessler USAF Medical Center, Biloxi	2
	University Hospital, Jackson	2
MISSOURI	Deaconess Hospital, St. Louis	2
NEW JERSEY	UMDNJ-Rutgers Medical School, Camden	1
NEW YORK	Cabrini Medical Center, New York	1
	Mary Imogene Bassett Hospital, Cooperstown	1
	The New York Hospital, New York	1
	St. Vincent Medical Center, Staten Island	1
	University of Rochester Associated, Rochester	1
NORTH CAROLINA	Charlotte Memorial Hospital, Charlotte	5
	North Carolina Baptist, Winston-Salem	3
	North Carolina Memorial Hospital, Chapel Hill	3
OHIO	Case Western Reserve University Hospital, Cleveland	2
	Cincinnati General Hospital, Cincinnati	2
	Good Samaritan Hospital, Cincinnati	1
OKLAHOMA	University of Oklahoma, Oklahoma City	1
OREGON	Oregon Health Sciences University, Portland	1
PENNSYLVANIA	Harrisburg Polyclinic Medical Center, Harrisburg	1
SOUTH CAROLINA	Anderson Memorial Hospital, Anderson	2
	Columbia Richland Memorial Hospital, Columbia	1
	Greenville Hospital System, Greenville	4
	McLeod Regional Medical Center, Florence	1
	Medical University of South Carolina, Charleston	7
	Naval Regional Medical Center, Charleston	1
TENNESSEE	Baptist Memorial Hospital, Memphis	3
	Chattanooga Unit-University of Tennessee College of Medicine, Chattanooga	4
	Vanderbilt University Affiliated, Nashville	4
	University of Tennessee College of Medicine, Memphis	2
TEXAS	Brooke Army Medical Center, San Antonio	3
	St. Pauls Hospital, Dallas	1
	University of Texas Medical Branch, Galveston	2
	University of Texas Medical School, Houston	1
	University of Texas Southwestern Affiliated Hospitals, Dallas	1
	Wilford Hall USAF Medical Center, San Antonio	1
VIRGINIA	Medical College of Virginia, Richmond	1
	Roanoke Memorial Hospital, Roanoke	2
WASHINGTON	Madigan Army Medical Center, Tacoma	1
SOURCE:	Internship Advisory Group March, 1984	TOTAL 180

RESIDENCY PROGRAMS SELECTED FOR FIRST-YEAR TRAINING  
IN 1975-1984 BY SCHOOL OF MEDICINE GRADUATES  
MEDICAL COLLEGE OF GEORGIA

	1975		1976		1977		1978		1979		1980		1981		1982		1983		1984	
TOTAL STUDENTS*	141		169		148		175		178		178		183		183		178		180	
	#	%	#	%	#	%	#	%	#	%	#	%	#	%	#	%	#	%	#	%
Anesthesiology	3	2.1	4	2.4	2	1.4	8	4.6	7	3.9	13	7.3	8	4.4	14	7.7	4	2.2	6	3.3
Emergency Medicine	-	-	-	-	1	.7	1	.6	1	.6	-	-	1	.5	1	.5	-	-	-	-
Epidemiology	-	-	-	-	-	-	-	-	-	-	1	.6	-	-	-	-	-	-	-	-
Family Practice	23	16.3	19	11.2	19	12.8	18	10.3	13	7.3	28	15.7	10	5.5	14	7.7	20	11.2	26	14.4
Flexible (or Rotating)	20	14.2	36	21.3	22	14.9	30	17.1	23	12.9	24	13.5	27	14.8	17	9.3	31	17.4	34	18.9
Medicine	31	22.0	52	30.8	42	28.4	31	17.7	37	20.8	40	22.5	39	21.3	44	24.0	34	19.1	50	27.8
Neurology	-	-	1	.6	-	-	-	-	-	-	1	.6	1	.5	-	-	-	-	2	1.1
Obstetrics/Gynecology	16	11.3	16	9.5	15	10.1	17	9.7	21	11.8	12	6.7	18	9.8	17	9.3	13	7.3	8	4.4
Pathology	4	2.8	2	1.2	4	2.7	1	.6	3	1.7	5	2.8	7	3.8	2	1.1	4	2.2	2	1.1
Pediatrics	9	6.4	8	4.7	11	7.4	18	10.3	17	9.6	10	5.6	19	10.4	15	8.2	17	9.5	25	13.9
Physical Medicine and Rehabilitation	-	-	-	-	-	-	-	-	-	-	1	.6	-	-	-	-	1	.5	-	-
Psychiatry	12	8.5	12	7.1	6	4.1	10	5.7	5	2.8	4	2.2	9	4.9	8	4.4	5	2.8	5	2.8
Radiology	-	-	1	.6	3	2.0	8	4.6	9	5.1	3	1.7	4	2.2	5	2.7	9	5.0	1	.6
Radiation Therapy	-	-	-	-	-	-	-	-	-	-	-	-	2	1.1	4	2.2	2	1.1	-	-
Surgery	22	15.6	16	9.5	15	10.1	28	16.0	36	20.2	28	15.7	24	13.1	34	18.6	25	14.0	17	9.4
Neurosurgery	-	-	1	.6	1	.7	1	.6	-	-	-	-	2	1.1	1	.5	1	.5	-	-
Ophthalmology	-	-	1	.6	-	-	-	-	-	-	-	-	-	-	-	-	-	-	-	-
Orthopedics	-	-	-	-	4	2.7	-	-	-	-	6	3.4	7	3.8	2	1.1	5	2.8	1	.6
Otolaryngology	1	.7	-	-	1	.7	1	.6	3	1.7	-	-	1	.5	4	2.2	4	2.2	1	.6
Urology	-	-	-	-	2	1.4	3	1.7	3	1.7	2	1.1	4	2.2	1	.5	3	1.7	2	1.1

\*Leaves of absence and unknown residency programs account for the fact that the number of students listed do not necessarily equal to the total number of medical students graduated in each of these years.

SOURCE: Internship Advisory Group  
March, 1984

GEORGIA AND OUT-OF-STATE RESIDENCY PROGRAMS SELECTED  
FOR FIRST YEAR TRAINING IN 1980-1984 BY  
SCHOOL OF MEDICINE GRADUATES  
MEDICAL COLLEGE OF GEORGIA

	1980		1981		1982		1983		1984	
	#	%	#	%	#	%	#	%	#	%
In Georgia	82	46.1	73	39.9	83	45.4	88	49.4	73	40.6
Out-of-State	96	53.9	110	60.1	100	54.6	90	50.6	107	59.4
Total students*	178	100.0	183	100.0	183	100.0	178	100.0	180	100.0

\*Leaves of absence and unknown residency locations account for the fact that the number of students listed do not necessarily equal to the total number of medical students graduated in each of these years.

SOURCE: Internship Advisory Group  
March, 1984





MEDICAL COLLEGE OF GEORGIA  
COMPARATIVE INPATIENT STATISTICAL REPORT  
TALMADGE MEMORIAL HOSPITAL  
July, 1979 - June, 1984

	1979-1980	1980-1981	1981-1982	1982-1983	1983-1984
Total Patients Admitted*	12,812	12,716	13,145	14,463	15,324
Total Patients Discharged (including deaths)	12,766	12,743	13,124	14,547	15,333
Days of Care to Patients Discharged*	118,694	117,274	118,148	131,731	136,887
Average Length of Stay* (days)	10	9	9	9	9
Total Deaths (excluding fetal deaths)	349	350	356	392	458
Net Death Rate	2%	2%	2%	2%	3%
Fetal Deaths (stillbirths)	41	28	35	41	40
Total Autopsies (excluding fetal deaths)	149	122	156	160	176
Gross Autopsy Rate	43%	35%	44%	41%	38%
Total Patient Days Care to Patients in Hospital	130,275	127,954	129,866	143,866	143,866
Average Daily Census*	327	322	325	361	368
Percentage of Occupancy*	74%	75%	79%	78%	75%

\*Excluding newborns

SOURCE: Talmadge Memorial Hospital Statistics, July, 1979 - June, 1984  
Medical Record Department

MEDICAL COLLEGE OF GEORGIA  
TALMADGE MEMORIAL HOSPITAL  
DISCHARGE ANALYSIS BY SERVICE AND AGE GROUP

1983-1984				
SERVICE	65 AND OVER	OTHER ADULTS	CHILDREN (Under 17)	NEWBORN
FAMILY PRACTICE	187	258	62	-
GYNECOLOGY	105	865	31	-
MEDICINE*	654	2,795	34	-
OBSTETRICS	-	2,424	206	-
PEDIATRICS**	-	-	1,668	-
PSYCHIATRY	11	192	57	-
SURGERY***	740	4,175	869	-
NEWBORN	-	-	-	2,128
TOTAL	1,697	10,709	2,927	2,128

1982-1983				
FAMILY PRACTICE	176	250	37	-
GYNECOLOGY	114	702	24	-
MEDICINE*	559	2,491	33	-
OBSTETRICS	-	2,438	222	-
PEDIATRICS**	-	-	1,604	-
PSYCHIATRY	5	205	66	-
SURGERY***	819	3,858	944	-
NEWBORN	-	-	-	2,262
TOTAL	1,673	9,944	2,930	2,262

1981-1982				
FAMILY PRACTICE	110	246	47	-
GYNECOLOGY	53	663	12	-
MEDICINE*	489	2,091	24	-
OBSTETRICS	-	2,273	255	-
PEDIATRICS**	-	-	1,334	-
PSYCHIATRY	8	251	50	-
SURGERY***	773	3,594	861	-
NEWBORN	-	-	-	2,177
TOTAL	1,433	9,118	2,583	2,177

\*Medicine service includes the Dermatology and Neurology services.

\*\*Pediatrics includes Pediatric Neurology, Pediatric Surgery and Pediatric Medicine.

\*\*\*Surgery service includes subspecialties of Surgery plus Ophthalmology service and Trauma service.

SOURCE: Talmadge Memorial Hospital Statistics, July, 1981 - June, 1984  
Medical Record Department

MEDICAL COLLEGE OF GEORGIA  
FISCAL YEAR COMPARISONS OF VISITS TO OUTPATIENT CLINICS

SERVICE/CLINIC	'79-'80	'80-'81	'81-'82	'82-'83	'83-'84
Dermatology	6192	6058	5742	5960	6034
Dietary	378	539	1257	1183	804
Family Practice	14216	11075	12880	15641	14487
Emergency Services					
Employee Health/Injuries	1377	1822	4809	6340	5783
General	6381	7843	8647	9329	10690
Minor Surgery	371	492	513	378	407
Subtotal Emergency Services	*8129	*10157	*13969	16047	16880
Medicine					
Cardiology	1046	1118	1116	1142	1274
Consult	2187	1867	2131	2455	2634
Diabetes	325	326	346	375	414
Diabetes Teaching	131	11	In Above	-	-
Gastro-Intestinal	1427	1322	1176	1343	1329
Hematology	1072	973	1019	953	897
Hypertension	3848	3397	2135	1417	1699
Infectious Disease	24	26	30	52	47
Lipid	180	139	224	290	222
Medical Chest	1273	1105	993	947	977
Metabolic/Endocrine	1468	1361	1527	1653	1673
Nephrology	790	721	727	359	728
Nutrition	29	52	96	156	195
Oncology	447	610	809	1007	942
Proctology	20	3	3	-	-
Renal Dialysis	195	98	91	434	52
Rheumatology	2550	2471	2312	2278	2133
Sickle Cell	1169	1192	1111	975	1102
Sickle Cell Screening	9653	14103	9144	7975	9246
Subtotal Medicine	27834	30895	24990	23811	25564
Neurology, Adult					
Epilepsy	616	591	603	675	836
General Adult	2048	1943	1872	2096	2334
Interdisciplinary	45	-	-	-	-
Multiple Sclerosis	-	63	83	91	54
Neuromuscular	352	379	385	338	319
Resident Continuity	164	204	298	269	219
Subtotal Neurology, Adult	3225	3180	3241	3469	3762
Neurology, Pediatric					
Neurology I, II, III	1795	1863	1858	1776	1812
Neuromuscular	In Above	-	-	-	69
Subtotal Neurology, Pediatric	1795	1863	1858	1776	1881
Obstetrics/Gynecology					
Faculty	2068	2151	2261	1948	1579
General Gynecology	2364	2403	2622	2888	3035
General Obstetrics	11130	11094	12142	12371	12673
Gynecology Endocrinology	2341	1949	1704	-	**
Gynecology Oncology	938	850	855	-	-
Gynecology Tumor	-	-	-	-	1181
Health Department Clinic	-	-	-	-	163
Maternal and Infant Care	8069	8425	6135	9059	10971
Obstetrics Post Partum	1640	1539	1599	1819	1786
Reproductive Endocrinology	-	-	-	-	4538
Subtotal Obstetrics/Gynecology	28550	28411	27318	28085	35926
Occupational Therapy	1431	1824	2674	3813	1754
Ophthalmology	11434	10632	10465	12127	11401
Pediatrics					
Allergy - Immunology	1103	1664	2946	3239	3659
Cardiology	1050	1527	1487	-	1394

SERVICE/CLINIC	'79-'80	'80-'81	'81-'82	'82-'83	'83-'84
Cardiology Cripple					
Children Service	587	109	In Above	-	-
Children and Youth					
Adolescence	1594	1744	1713	1779	1675
Dental	4982	4665	3438	3199	3288
General	2988	3469	3510	3890	3010
Nutrition	-	1367	1651	1688	1965
Resident Child Care	-	-	442	945	853
Well Baby	294	-	-	-	-
Chronic Lung	132	-	-	-	-
Dermatology	26	-	-	-	-
8I - Follow up***	439	404	412	421	465
Endocrinology	42	-	-	-	-
General	690	757	1035	-	1442
Growth and Genetics	449	382	489	545	532
Hematology	502	580	612	787	1094
Maternal and Infant Care	1270	501	448	451	443
Nephrology	242	-	-	-	15
Nutritional Counseling	77	6	-	-	-
Oncology	69	-	-	-	-
Respiratory	300	492	550	479	408
Rheumatology	-	62	175	231	155
Sickle Cell	246	739	603	626	749
Subtotal Pediatrics	17082	18468	19511	18280	21147
Physical Therapy	3956	6622	4144	5172	4988
Prison Clinic	-	-	1233	1269	461
Psychiatry	5322	3574	3401	4698	4483
Radiology	1989	2855	133+	-	-
Student Health	3814	3880	4933	6148	6208
Surgery					
Amputee	528	425	459	532	465
Burn	168	223	670	279	271
Cardiac	557	555	536	530	507
Ear Nose & Throat/Audiology	6861	6993	7006	8428	8862
Gastro-Intestinal	1737	1877	2004	2104	2378
Neurosurgery					
Cerebrovascular	36	33	57	53	60
General	2102	1952	2056	1952	1933
Myelomeningocele	145	102	61	56	50
Pediatric	-	-	-	-	307
Oncology	2127	1873	1553	1803	1888
Oral Surgery	3703	3687	4377	4373	4346
Orthopedics	6986	6347	5875	6377	7292
Pediatric	934	958	845	940	1220
Pediatric Cardiac	87	110	75	24	54
Pediatric Cardiac Cripple					
Children Services	23	-	In Above	-	-
Plastic	3062	3188	3817	3909	4134
Renal Transplant	311	184	219	164	140
Thoracic	643	636	651	613	523
Trauma	-	-	-	-	696
Urology	5900	5126	5066	4818	4883
Vascular	1981	2069	2106	2127	2018
Subtotal Surgery	37891	36338	37433	39082	42027
GRAND TOTAL	173238	176371	175182	186561	197807

\*Included in service count; reflects activity of physicians located in I.C.A.

\*\*Visits included in Reproductive Endocrinology total.

\*\*\*Clinic is for infants who were at one time in intensive care.

+No longer recorded since Radiation Therapy Center opened.

SOURCE: Hospital Administration - Ambulatory Services; July, 1984

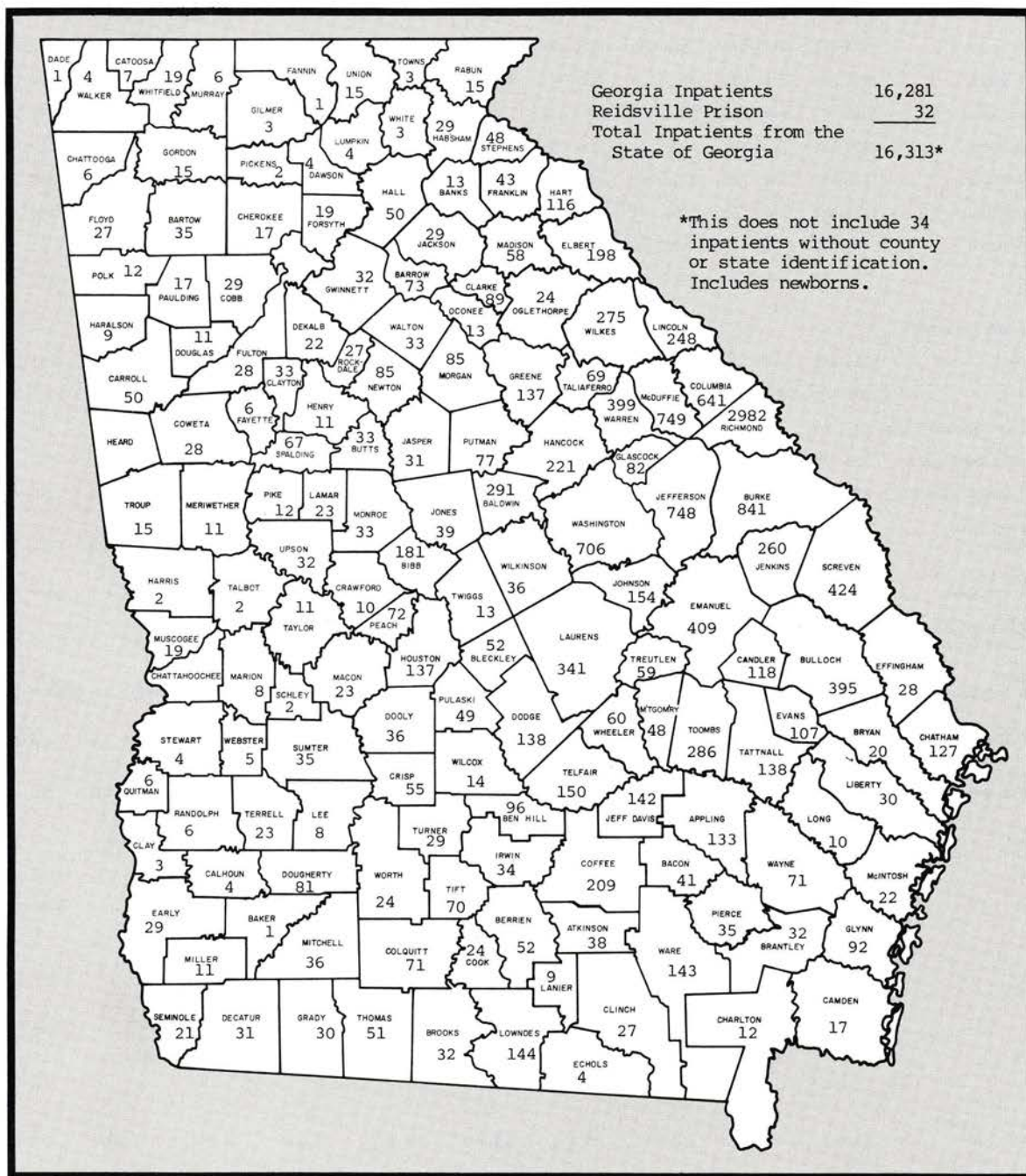
MEDICAL COLLEGE OF GEORGIA  
TALMADGE MEMORIAL HOSPITAL  
DISCHARGED INPATIENTS BY AGE, PAYCODE, RACE, AND SEX  
1974 - 1983

	Number of Inpatients									
	1974	1975	1976	1977	1978	1979	1980	1981	1982	1983
<b>By Age:</b>										
0-10 Years *	2564 22%	2993 23%	3132 24%	3405 75%	3576 26%	3862 27%	4020 27%	3903 26%	4144 27%	4273 25%
11-20 Years	1872 16%	2089 16%	2102 16%	2276 17%	2068 17%	2325 16%	2356 16%	2220 15%	2343 15%	2202 13%
21-30 Years	1852 16%	2187 17%	2172 17%	2419 18%	2375 15%	2313 16%	2464 16%	2571 17%	2571 16%	3037 18%
31-40 Years	1285 11%	1407 11%	1294 10%	1350 10%	1417 10%	1456 10%	1495 10%	1609 11%	1773 11%	1884 11%
41-50 Years	1198 10%	1264 10%	1196 9%	1190 9%	1256 9%	1275 8%	1292 9%	1333 19%	1377 9%	1638 10%
51-60 Years	1248 11%	1323 10%	1221 10%	1248 9%	1352 10%	1454 10%	1380 9%	1414 10%	1483 9%	1690 10%
61-70 Years	1104 10%	1160 9%	1164 9%	1182 9%	1219 9%	1182 8%	1232 8%	1211 8%	1247 8%	1420 8%
71-80 Years	381 3%	419 3%	416 3%	465 3%	485 4%	470 3%	539 4%	533 4%	598 4%	781 5%
81-	88 1%	113 1%	113 1%	108 1%	123 1%	110 1%	145 1%	127 1%	153 1%	191 1%
<b>By Paycode Grouping:</b>										
Medicare	1536 13%	1667 13%	1701 13%	1808 13%	2007 15%	2084 14%	2362 16%	2339 16%	2459 16%	2763 15%
Medicaid	2290 20%	2727 21%	2671 21%	2608 20%	2555 18%	2621 18%	2868 19%	2837 19%	2658 17%	3653 21%
Vocation Rehabilitation	326 3%	582 4%	303 2%	391 3%	385 3%	418 3%	219 1%	73 1%	48 1%	24 0%
Crippled Children	153 1%	173 1%	180 1%	260 2%	184 1%	180 1%	217 1%	216 1%	201 1%	159 1%
Other State Agencies	499 4%	503 4%	448 3%	465 3%	481 4%	444 3%	402 3%	477 3%	508 3%	559 3%
Other Federal Agencies	176 2%	149 1%	303 2%	289 2%	180 1%	345 2%	460 3%	526 3%	644 4%	407 2%
Limited Pay w/o Insurance	3070 27%	3382 26%	3497 27%	3636 27%	3695 27%	3703 26%	3768 25%	3465 25%	1654 11%	3569 21%
Limited Pay w/ Insurance	1388 12%	1717 13%	1713 13%	1677 12%	1687 12%	1644 11%	1314 9%	1169 9%	567 4%	2073 12%
Full Pay w/o Insurance	355 3%	241 2%	320 2%	474 4%	607 4%	633 4%	852 6%	1099 6%	3571 22%	2107 12%
Full Pay w/ Insurance	1509 13%	1414 11%	1379 11%	1689 12%	1804 13%	2074 14%	2215 15%	2442 15%	3094 20%	1566 9%
Students and Employees	290 3%	292 2%	251 2%	248 2%	252 2%	269 2%	256 2%	278 2%	285 2%	285 2%
<b>By Race:</b>										
White	5367 46%	6200 48%	5786 45%	5933 44%	6168 44%	6689 46%	6754 45%	6662 48%	7421 47%	8197 48%
Black	6207 54%	6738 52%	6999 55%	7635 56%	7684 55%	7703 53%	8095 54%	8178 55%	8190 52%	8936 52%
Other	18 0%	17 1%	25 0%	75 0%	29 0%	55 0%	74 0%	81 0%	78 0%	- 0%
<b>By Sex:</b>										
Male	6556 57%	7346 57%	7304 57%	7791 57%	8041 58%	8270 57%	8646 58%	8612 58%	6481 41%	9961 58%
Female	5020 43%	5601 43%	5498 43%	5812 43%	5840 42%	6177 43%	6277 42%	6133 41%	9208 59%	7228 42%
Total Inpatients Discharged	11,592	12,955	12,810	13,643	13,331	14,447	14,923	14,921	15,689	17,190

\*Includes Newborns

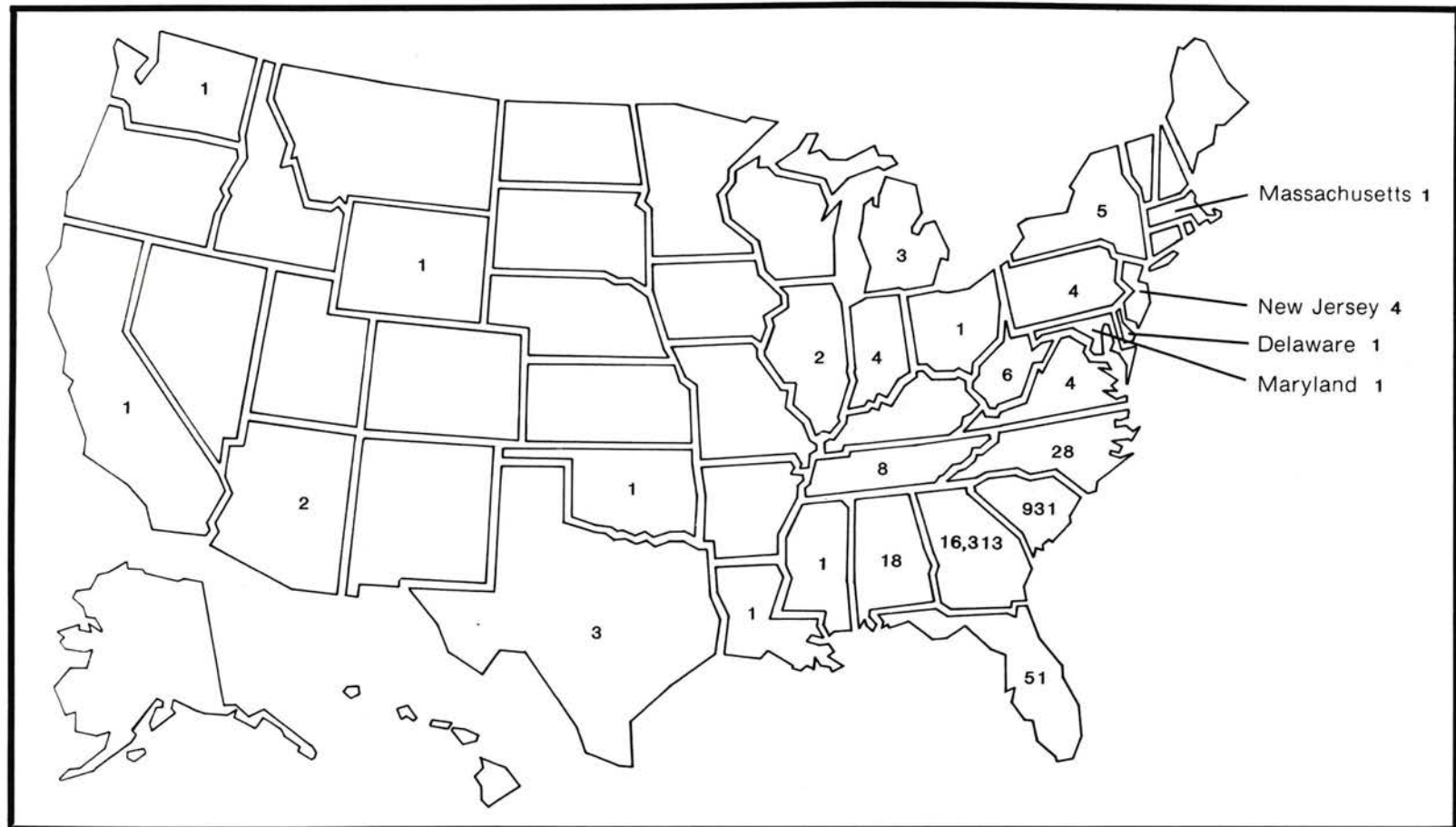
SOURCE: Division of Information Systems Management  
An Analysis of Patient Load, Eugene Talmadge Memorial Hospital  
Fiscal Year 1982/83, Calendar Year 1983.

MEDICAL COLLEGE OF GEORGIA  
NUMBER OF INPATIENTS FROM THE STATE OF GEORGIA DISCHARGED AT  
TALMADGE MEMORIAL HOSPITAL  
BY COUNTY  
July 1, 1983 - June 30, 1984



SOURCE: Division of Information Systems Management  
CO 110 Report, June 30, 1984

**MEDICAL COLLEGE OF GEORGIA**  
**NUMBER OF INPATIENTS DISCHARGED AT TALMADGE MEMORIAL HOSPITAL BY STATE**  
**JULY 1, 1983 – JUNE 30, 1984**



**Total Inpatients Discharged: 17,432**

**Includes in-state, out-of-state, foreign countries, newborns and 34 inpatients without county or state identification.**

**Foreign Countries**

**Mexico 1      Australia 1**

**SOURCE: Division of Information Systems Management  
 CO 110 Report, June 30, 1984**

## GEORGIA WAR VETERANS NURSING HOME

**BACKGROUND:** The Georgia War Veterans Nursing Home, a skilled and restorative nursing home, is owned by the Department of Veterans Service, State of Georgia, and operated by the Medical College of Georgia under a contract through the Board of Regents. All employees of G.W.V.N.H. are MCG employees, work under the same job classifications and are paid the same wages.

**PURPOSE:** To provide patient care for eligible Georgia War Veterans who are in need of continuous nursing care and rehabilitation, and to return those who respond to treatment to their families and communities, at the highest possible level of physical and mental restoration.

**LOCATION:** Directly across from Talmadge Memorial Hospital within the Medical Complex of Augusta and convenient to downtown services and businesses.

**SIZE:** 192 bed facility.

### GENERAL STATISTICS:

FY 84

New Admissions	71
Final Discharges	74
Average Length of Stay	358.8 Days
Per Diem Cost (Inpatient)	\$54.15
Operating Budget	\$3,515,011.00
Federal Programs	\$ 781,720.00 (22%)
State Appropriations	\$2,733,291.00 (78%)

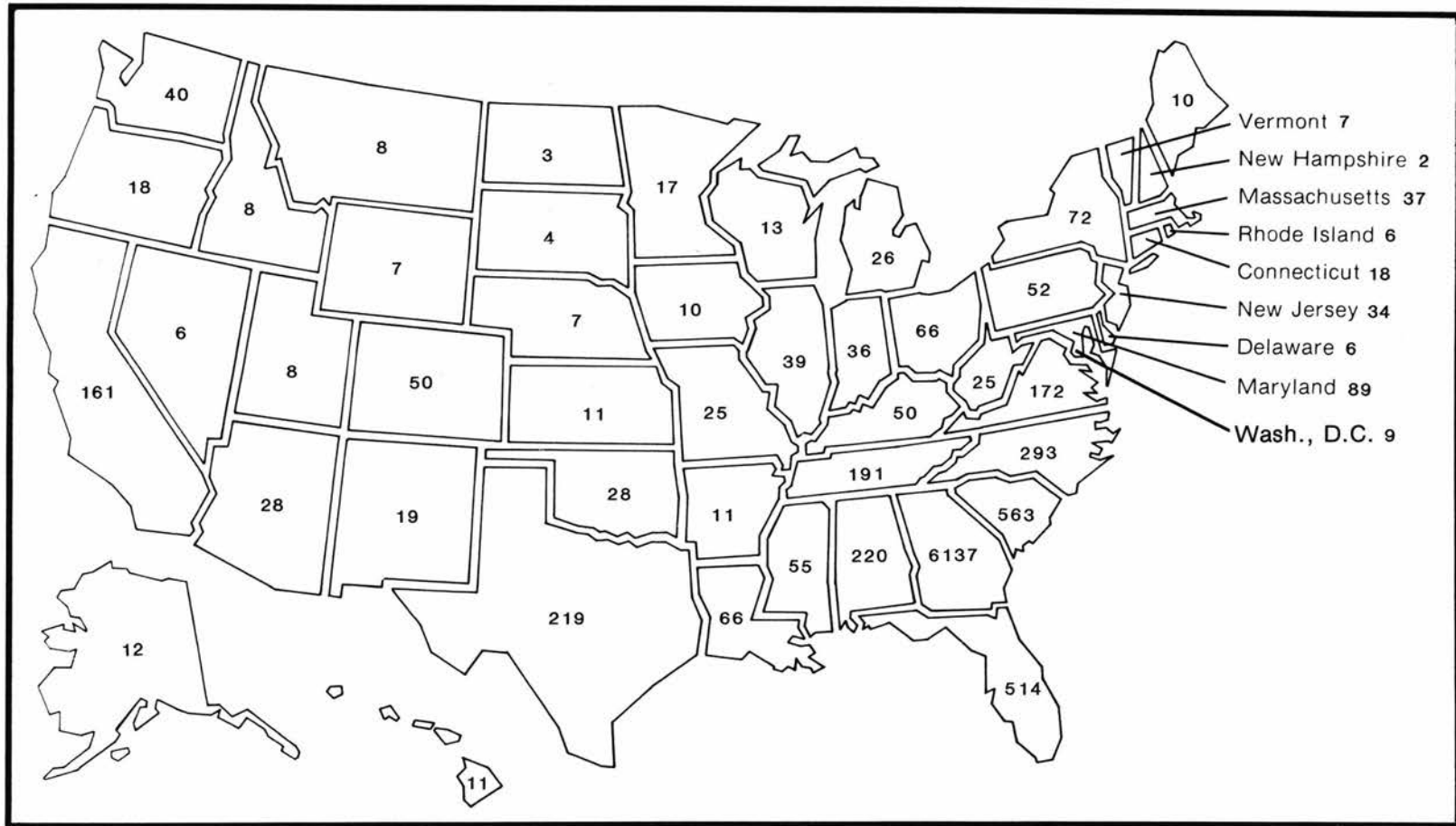
**SOURCE:** Administrator, Georgia War Veterans Nursing Home  
June, 1984



[illegible]

92

**MEDICAL COLLEGE OF GEORGIA  
LOCATED, LIVING ALUMNI BY STATE AND COUNTRY  
(INCLUDES GRADUATES OF ALL SCHOOLS THROUGH JUNE, 1984)**



Total Located, Living Alumni: 9595  
Includes Alumni in-state (6137), out-of-state (3382)  
and in foreign countries (76).

SOURCE: Alumni Office  
August, 1984

FOREIGN COUNTRIES			
Africa	3	Mexico	2
APO Military	31	Nigeria	1
Brazil	2	Panama	1
Canada	8	Peru	1
Caroline Islands	1	Puerto Rico	1
Costa Rica	1	Saudi Arabia	2
Egypt	1	Taiwan	1
FPO Military	11	Venezuela	2
Hong Kong	2	Virgin Islands	2
Japan	1	West Germany	2

MEDICAL COLLEGE OF GEORGIA  
LOCATED, LIVING ALUMNI BY COUNTY, STATE, COUNTRY, AND SCHOOL  
(INCLUDES GRADUATES OF ALL SCHOOLS THROUGH JUNE, 1984)

COUNTY	ALLIED HEALTH SCIENCES	DENTISTRY	GRADUATE STUDIES	MEDICINE	NURSING	TOTAL
Appling		1		2	1	4
Atkinson		1				1
Bacon	1			1		2
Baker						
Baldwin	10	3	1	29	41	84
Banks		1		1		2
Barrow	4	4		5	9	22
Bartow	3	1		3	1	8
Ben Hill	4	1		6	4	15
Berrien	1	3		4	1	9
Bibb	28	14		143	61	246
Bleckley	3	1	1	2	1	8
Brantley						
Brooks				1	1	2
Bryan		1		1	1	3
Bulloch	7	5	1	13	16	42
Burke	14	2		9	11	36
Butts	3	1		1	4	9
Calhoun		1		2		3
Camden	1	1		2		4
Candler	2	1		4	2	9
Carroll	6	5		32	11	54
Catoosa	1	1		3		5
Charlton	1			1		2
Chatham	37	15	5	148	92	297
Chattahoochee						
Chattooga	1			3		4
Cherokee	1	3		10	17	31
Clarke	15	11		76	80	182
Clay						
Clayton	8	3	1	19	29	60
Clinch	3			1		4
Cobb	42	28	1	87	70	228
Coffee	8		2	13	3	26
Colquitt	7			13	4	24
Columbia	92	22	8	71	105	298
Cook	1			10		11
Coweta	2	3		16	10	31
Crawford	1					1
Crisp	4	1		8	4	17
Dade	2	1		2	3	8
Dawson	1			1		2
Decatur	4			5	1	10
DeKalb	69	32	7	117	142	367
Dodge	5	2		5	1	13
Dooly	1	1		3	4	9
Dougherty	16	11	1	67	22	117
Douglas	4	1		7	10	22
Early	1			2	1	4
Echols						
Effingham		2		2	4	8
Elbert	4	2		5	5	16
Emanuel	5	1		5	5	16
Evans		2		2		4

COUNTY	ALLIED HEALTH SCIENCES	DENTISTRY	GRADUATE STUDIES	MEDICINE	NURSING	TOTAL
Fannin	4	1		2	4	11
Fayette	5	5		6	10	26
Floyd	13	5	1	55	27	101
Forsyth	1	1		4	3	9
Franklin	4			10	2	16
Fulton	96	42	4	322	199	663
Gilmer				2	1	3
Glascocock						
Glynn	8	9		39	15	71
Gordon	4	4		6		14
Grady	2	3		6		11
Greene	1	2		4	3	10
Gwinnett	27	9	1	36	43	116
Habersham	4	2		8	3	17
Hall	16	5		61	24	106
Hancock	3			3	1	7
Haralson	1	3		3		7
Harris	1	1		7	1	10
Hart	1			5	3	9
Heard			1			1
Henry		1		5	2	8
Houston	19	7		34	22	82
Irwin	3	1		2		6
Jackson	3	1		7	5	16
Jasper	1				1	2
Jeff Davis		1		2	1	4
Jefferson	9	1	1	4	7	22
Jenkins	9	1		2	3	15
Johnson	2			1	2	5
Jones	1	1		5	2	9
Lamar	2			2	1	5
Lanier				1	3	4
Laurens	10	3		34	28	75
Lee				1	2	3
Liberty	1	4		2	4	11
Lincoln	10	1		1	6	18
Long						
Lowndes	15	7	1	44	12	79
Lumpkin		1		3	2	6
Macon	1	1		2	1	5
Madison		4		2	4	10
Marion				4		4
McDuffie	6	3		6	6	21
McIntosh					1	1
Meriwether	3			7	2	12
Miller	1			2		3
Mitchell	1			2	4	7
Monroe	1	1		5	3	10
Montgomery	1			1	1	3
Morgan		1		5	3	9
Murray	2				2	4
Muscogee	26	9	2	62	29	128
Newton	3	1		10	8	22
Oconee	4	1		9	13	27

COUNTY	ALLIED HEALTH SCIENCES	DENTISTRY	GRADUATE STUDIES	MEDICINE	NURSING	TOTAL
Oglethorpe	1			1	2	4
Paulding	1			1	2	4
Peach	1	6		6	3	16
Pickens	1	1		5	2	9
Pierce	3			7	1	11
Pike	1			1		2
Polk	2	2		5	5	14
Pulaski	2			4		6
Putman				3		3
Quitman					1	1
Rabun	3	1		7	2	13
Randolph	3			1		4
Richmond	302	49	43	449	407	1250
Rockdale	5	1	1	11	6	24
Schley	1					1
Screven	2			5	6	13
Seminole	2	1		6	1	10
Spalding	5	2		19	3	29
Stephens	5	1		8	3	17
Stewart					1	1
Sumter	7	3		14	9	33
Talbot						
Taliaferro	1				1	2
Tattnall	5	1		2	5	13
Taylor	1	1		2		4
Telfair	4	2	1	3	2	12
Terrell		2		3	1	6
Thomas	6	3		20	10	39
Tift	9	2		26	8	45
Toombs	7	2		14	4	27
Towns	2	1		1	2	6
Treutlen	1	1		2	3	7
Troup	3	9		19	11	42
Turner	2	1		2	2	7
Twiggs				1	1	2
Union	2			6	1	9
Upson	4	2		15	9	30
Walker	6	3		6	1	16
Walton	3	2		10	5	20
Ware	8	4	1	25	6	44
Warren	3				2	5
Washington		3		6	2	11
Wayne		2		14	5	21
Webster						
Wheeler	2				4	6
White			1	2	1	4
Whitfield	8	1		25	4	38
Wilcox	1				1	2
Wilkes	1	1		4	5	11
Wilkinson	2			2	3	7
Worth	1	1		6	4	12
TOTAL	1177	443	86	2578	1853	6137

STATE	ALLIED HEALTH SCIENCES	DENTISTRY	GRADUATE STUDIES	MEDICINE	NURSING	TOTAL
Alabama	26	2	5	117	70	220
Alaska	3	1		5	3	12
Arizona	6			15	7	28
Arkansas	1		1	5	4	11
California	11	7	2	108	33	161
Colorado	7	4	1	29	9	50
Connecticut	3		4	8	3	18
Delaware	2			1	3	6
District of Columbia	1			6	2	9
Florida	98	22	7	299	88	514
Hawaii	2			7	2	11
Idaho	2			3	3	8
Illinois	5	1	6	15	12	39
Indiana	18			12	6	36
Iowa	2		1	4	3	10
Kansas			1	6	4	11
Kentucky	7	2		24	17	50
Louisiana	9		4	37	16	66
Maine	1		1	3	2	10
Maryland	18	2	6	44	19	89
Massachusetts	5		2	17	13	37
Michigan	2	1	3	15	5	26
Minnesota	1		2	10	4	17
Mississippi	8	2		29	16	55
Missouri	5	2	2	13	3	25
Montana	1			5	2	8
Nebraska	2		1	2	2	7
Nevada				6		6
New Hampshire			1	1		2
New Jersey	6	2	2	15	9	34
New Mexico	2	1		9	7	19
New York	15	1	5	42	9	72
North Carolina	49	13	7	149	75	293
North Dakota				3		3
Ohio	10		4	31	21	66
Oklahoma	3	1		19	5	28
Oregon	4	1		10	3	18
Pennsylvania	14	2	1	19	16	52
Rhode Island				3	3	6
South Carolina	132	23	20	221	167	563
South Dakota	1			1	2	4
Tennessee	32	2	3	100	54	191
Texas	19	6	11	122	61	219
Utah	1			5	2	8
Vermont			3	2	2	7
Virginia	36	6	4	89	37	172
Washington	10	1		18	11	40
West Virginia	7	1	2	8	7	25
Wisconsin	2		1	7	3	13
Wyoming		2		5		7
TOTAL	592	108	113	1724	845	3382

SOURCE: Alumni Office  
August, 1984

FOREIGN COUNTRIES	ALLIED HEALTH SCIENCES	DENTISTRY	GRADUATE STUDIES	MEDICINE	NURSING	TOTAL
Africa	1	2				3
APO Military	6			8	17	31
Brazil			2			2
Canada	3		4		1	8
Caroline Islands	1					1
Costa Rica	1					1
Egypt			1			1
FPO Military				10	1	11
Hong Kong			1	1		2
Japan					1	1
Mexico			1		1	2
Nigeria				1		1
Panama					1	1
Peru				1		1
Puerto Rico				1		1
Saudi Arabia	1			1		2
Taiwan					1	1
Venezuela	1				1	2
Virgin Islands		1			1	2
West Germany		1		1		2
<b>TOTAL</b>	<b>14</b>	<b>4</b>	<b>9</b>	<b>24</b>	<b>25</b>	<b>76</b>

TOTAL LOCATED	ALLIED HEALTH SCIENCES		DENTISTRY		GRADUATE STUDIES		MEDICINE		NURSING		TOTAL	
	#	%	#	%	#	%	#	%	#	%	#	%
In State	1177	66	443	80	86	41	2578	60	1853	68	6137	64
Out-of-State (US)	592	33	108	19	113	54	1724	40	845	31	3382	35
Foreign Countries	14	1	4	1	9	4	24	1	25	1	76	1
<b>TOTAL</b>	<b>1783</b>	<b>19</b>	<b>555</b>	<b>6</b>	<b>208</b>	<b>2</b>	<b>4326</b>	<b>45</b>	<b>2723</b>	<b>28</b>	<b>9595</b>	<b>100</b>

-----

MEDICAL COLLEGE OF GEORGIA  
ALUMNI ASSOCIATION PRESIDENTS



ALLIED HEALTH SCIENCES

Ms. Lynda Tompkins  
512 Grant Avenue  
North Augusta, SC 29841



DENTISTRY

Dr. Joe S. Chafin  
57-D Treeview Drive  
Decatur, GA 30038



GRADUATE STUDIES

Dr. John B. Black  
1015 Milledge Road  
Augusta, GA 30904



MEDICINE

Dr. Chenault W. Hailey  
478 Peachtree Street  
Suite 711-A  
Atlanta, GA 30308



NURSING

Ms. Elizabeth (Betty) Till  
516 Martin Lane  
Augusta, GA 30909

SOURCE: Alumni Office  
August, 1984

MEDICAL COLLEGE OF GEORGIA  
PRACTICE LOCATIONS OF SCHOOL OF DENTISTRY GRADUATES, 1978-1983  
FIVE YEAR TRENDS AND CUMULATIVE TOTAL

	1978*		1980*		1981*		1982		1983		CUMULATIVE TOTAL	
	#	%	#	%	#	%	#	%	#	%	#	%
Total Number of Graduates	59	100.0	55	100.0	61	100.0	58	100.0	62	100.0	574	100.0
Total Graduates in Private Practice	46	78.0	38	69.1	43	70.5	33	56.9	33	53.2	428	74.1
Practicing in Georgia	38	82.6	34	89.5	36	83.7	31	93.9	31	93.9	335	84.8
Practicing Out-of-State	8	17.8	4	10.5	7	16.3	2	6.1	2	6.1	62	14.5
Practicing in Hometowns	15	33.3	25	31.2	9	21.4	16	48.5	11	33.3	125	28.2
Practicing in Communities with a Population of 30,000 or less	20	34.5	25	66.8	22	51.2	11	33.3	18	54.5	235	54.9

\*The change from a three-year to a four-year curriculum resulted in graduating classes in June and September of 1978. Data in this chart show September 1978 School of Dentistry graduates in the 1978 totals--using a calendar year basis. However, other campus data are generally expressed in terms of fiscal year (July 1 - June 30); therefore, these September 1978 graduates may be recorded elsewhere as graduates of fiscal year 1979.

MEDICAL COLLEGE OF GEORGIA  
PRACTICE LOCATIONS OF SCHOOL OF MEDICINE GRADUATES\* OF 1958 - 1976  
BY HOMETOWN POPULATION\*\*AND BY GRADUATION DATES  
AS OF SUMMER, 1982

GRADUATE'S HOMETOWN POPULATION		PRACTICE LOCATION POPULATION						TOTALS	
		Over 30,000		10,000-30,000		Under 10,000			
		#	%	#	%	#	%		
Over 30,000	GA Practice	318	69.0	81	17.6	62	13.4	461	58.0
	Out-of-State Practice	238	71.3	52	15.6	44	13.2	334	42.0
10,000- 30,000	GA Practice	73	38.4	79	41.6	38	20.0	190	61.1
	Out-of-State Practice	80	66.1	24	19.8	17	14.0	121	38.9
Under 10,000	GA Practice	178	45.2	88	22.3	128	32.5	394	65.1
	Out-of-State Practice	140	66.3	43	20.4	28	13.3	211	34.9
TOTALS		569	54.5	248	23.7	228	21.8	1045	61.1
		458	68.8	119	17.9	89	13.4	666	38.9
G R A D U A T E S	1958	48	59.3	19	23.5	14	17.3	81	
	1959	58	69.9	15	18.1	10	12.0	83	
	1960	48	58.5	15	18.3	19	23.2	82	
	1961	40	54.0	19	25.7	15	20.3	74	
	1962	41	54.7	16	21.3	18	24.0	75	
	1963	50	60.2	14	16.9	19	22.9	83	
	1964	45	54.9	20	24.4	17	20.7	82	
	1965	49	59.8	14	17.1	19	23.2	82	
	1966	47	52.8	23	25.8	19	21.3	89	
	1967	56	62.2	19	21.1	15	16.7	90	
	1968	53	62.3	23	27.1	9	10.6	85	
	1969	49	59.0	21	25.3	13	15.7	83	
	1970	54	61.4	18	20.4	16	18.2	88	
	1971	51	59.3	17	19.8	18	20.9	86	
	1972	51	59.3	20	23.3	15	17.4	86	
	1973	77	67.5	24	21.1	13	11.4	114	
	1974	57	53.3	23	21.5	27	25.2	107	
	1975	69	63.9	22	20.4	17	15.7	108	
	1976	84	63.2	25	18.8	24	18.0	133	
TOTALS		1027	60.0	367	21.5	317	18.5	1711	

\*Includes living graduates for whom addresses were found and who were not known military.

\*\*Populations Based on 1980 Census Figures

SOURCE: Department of Community Dentistry, School of Dentistry  
March, 1984  
Alumni Office  
Division of Educational Research and Development  
Compiled Summer, 1984

MEDICAL COLLEGE OF GEORGIA  
SCHOOL OF MEDICINE ALUMNI SPECIALTIES FOR GRADUATES OF 1911 - 1976  
AS OF JUNE, 1984


A Division of Educational Research and Development study lists primary practice specialization for 2,955 School of Medicine graduates from 1911 through 1976. These graduates are living, located alumni for whom records show a specialty as of June, 1984. Graduates of the more recent years are excluded because they tend to be in a state of fluctuation (i.e., residency training is not yet complete, the graduate is highly mobile and therefore information is not available or is incomplete). The following percentages are based on the number of alumni for whom specialties are listed.

SPECIALTY	Number	Percentage
<u>PRIMARY CARE</u>		
Family Practice/General Practice	579	19.6
Internal Medicine	285	9.6
Pediatrics	209	7.1
Obstetrics/Gynecology	291	9.8
	<u>1364</u>	<u>46.1</u>
<u>OTHER MEDICAL SPECIALTIES</u>		
Dermatology	47	1.6
Internal Medicine Subspecialties	151	5.1
Pediatric Subspecialties	8	0.3
Other Medical Specialties	52	1.7
	<u>258</u>	<u>8.7</u>
<u>SURGICAL SPECIALTIES</u>		
Gastroenterology Surgery	2	0.1
Cardiovascular Surgery	0	0.0
Colon and Rectal Surgery	5	0.2
General Surgery	290	9.8
Neurological Surgery	35	1.2
Ophthalmology	83	2.8
Orthopedic Surgery	138	4.7
*Otorhinolaryngology	75	2.5
Pediatric Surgery	2	0.1
Traumatic Surgery	0	0.0
Thoracic Surgery	18	0.6
Urology	77	2.6
Other Surgical Specialties	29	1.0
	<u>754</u>	<u>25.6</u>
<u>OTHER SPECIALTIES</u>		
Anesthesiology	128	4.3
Neurology	20	0.7
Pathology	56	1.9
Physical Medicine and Rehabilitation	4	0.1
Psychiatry	180	6.1
Radiology	171	5.8
Miscellaneous	20	0.7
	<u>579</u>	<u>19.6</u>

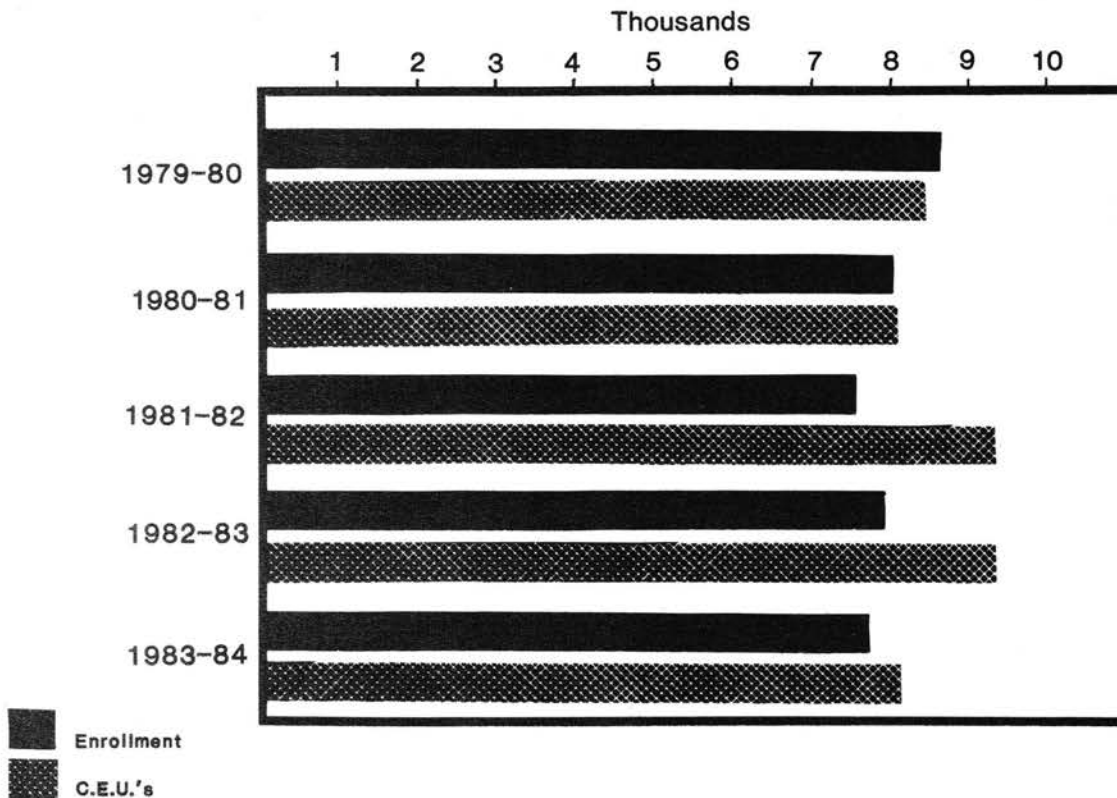
TOTAL SPECIALTIES = 2955                      100.0

\*Includes any of the ear, nose, throat subspecialties.

SOURCE: Alumni Office  
June, 1984



MEDICAL COLLEGE OF GEORGIA  
CONTINUING EDUCATION PROGRAM ENROLLMENT AND CONTINUING EDUCATION UNITS (C.E.U.'S\*)  
1983-1984



MEDICAL COLLEGE OF GEORGIA  
CONTINUING EDUCATION PROGRAM ENROLLMENT AND CONTINUING EDUCATION UNITS (C.E.U.'S\*) BY SCHOOLS  
1981-1984 ACADEMIC YEARS

	Enrollment			Institutional C.E.U.'S*		
	1981-82	1982-83	1983-84	1981-82	1982-83	1983-84
Allied Health Sciences	350	529	274	423.1	391.8	355.2
Dentistry	651	748	790	516.8	802.2	894.9
Medicine	4,997	5,527	5,635	6,447.1	6,280.9	5,409.4
Nursing	639	370	274	553.9	287.2	230.3
Others	833	795	756	1,372.0	1,521.9	1,219.4
TOTALS =	7,470	7,969	7,729	9,312.9	9,284.0	8,109.2

\*Each C.E.U. is equal to ten contact hours of approved continuing education.

SOURCE: Annual Report of Continuing Education, 1983-84

MEDICAL COLLEGE OF GEORGIA  
CONTINUING EDUCATION PROGRAMS PRESENTED BY  
THE VARIOUS SCHOOLS

SCHOOL OF ALLIED HEALTH SCIENCES						
	1978-79	1979-80	1980-81	1981-82	1982-83	1983-84
-Allied Health Personnel	636	796	493	345	526	272
-Physicians	10	11	3	2	1	0
-Dentists	1	0	5	1	0	0
-Nursing Personnel	1	0	1	0	1	1
-Others	23	81	10	2	1	1
TOTAL ENROLLMENT	671	888	512	350	529	274
C.E.U.'s	652.9	532.9	203.5	423.1	391.8	355.2
Number of Programs	19	21	17	15	18	6

SCHOOL OF DENTISTRY						
	1978-79	1979-80	1980-81	1981-82	1982-83	1983-84
-Dentists	785	803	549	503	668	619
-Allied Health Personnel	45	91	44	148	68	166
-Physicians	5	20	0	0	2	0
-Nursing Personnel	0	5	1	0	0	0
-Others	14	18	6	0	10	5
TOTAL ENROLLMENT	849	937	600	651	748	790
C.E.U.'s	1,373.5*	1,424.7	754.7	516.8	802.2	894.9
Number of Programs	38	29	28	25	18	18

SCHOOL OF MEDICINE						
	1978-79	1979-80	1980-81	1981-82	1982-83	1983-84
-Physicians	3,963	3,795	4,100	3,541	3,738	3,930
-Nursing Personnel	1,186	1,081	929	962	1,094	1,039
-Allied Health Personnel	234	183	315	222	363	243
-Dentists	32	22	22	22	10	11
-Others	738	484	400	250	322	412
TOTAL ENROLLMENT	6,153	5,565	5,766	4,997	5,527	5,635
C.E.U.'s	3,948.4	4,721.8	5,204.4	6,447.1	6,280.9	5,409.4
Number of Programs	249	226	202	179	199	214

SCHOOL OF NURSING						
	1978-79	1979-80	1980-81	1981-82	1982-83	1983-84
-Registered Nurses	380	547	704	554	322	269
-Other Nursing Personnel	21	241	130	55	10	1
-Allied Health Personnel	16	15	3	15	11	4
-Physicians	2	2	1	1	0	0
-Dentists	0	0	0	0	0	0
-Others	817	93	53	14	27	0
TOTAL ENROLLMENT	1,236	898	891	639	370	274
C.E.U.'s	708.9	1,081.0	1,277.2	553.9	287.2	230.3
Number of Programs	18	24	29	23	17	14

OTHER UNITS						
	1978-79	1979-80	1980-81	1981-82	1982-83	1983-84
-Physicians	185	126	82	229	245	181
-Dentists	73	44	20	66	49	42
-Nursing Personnel	26	2	0	204	364	410
-Allied Health Personnel	13	4	3	55	11	30
-Others	298	182	192	279	126	93
TOTAL ENROLLMENT	595	358	297	833	795	756
C.E.U.'s	796.9*	656.2	682.8*	1,372.0	1,521.9	1,219.4
Number of Programs	8	6	9	13	11	12

\*Additional C.E.U.'s were reported by another institution in the University System as part of its co-sponsoring one course.

SOURCE: Annual Report of Continuing Education, 1983-84

MEDICAL COLLEGE OF GEORGIA  
ANALYSIS OF ENROLLEES  
WHO ATTENDED CONTINUING EDUCATION COURSES  
BETWEEN JUNE 1, 1983 and JUNE 31, 1984

ALLIED HEALTH PERSONNEL

	<u>Total</u>
Professional Group	
Dental Hygienist	88
Dental Auxiliaries	58
Physical Therapist	29
Occupational Therapist	7
Medical Technologist	191
Radiologic Technologist	3
Physician's Assistant	124
Other	215
Total	<u>715</u>

DENTISTS

<u>Type of Practice</u>	<u>Total</u>
General Practice	585
Oral Surgery	16
Endodontics	7
Orthodontics	20
Pedodontics	10
Periodontics	12
Prosthodontics	7
Public Health	5
Other	10
Total	<u>672</u>

NURSES

<u>Location of Practice</u>	<u>Registered</u>	<u>Other</u>
Hospital Based	1,288	302
Physician's Office	5	0
Public Health	44	4
Other	68	8
Unspecified	0	1
Total	<u>1,405</u>	<u>315</u>

PHYSICIANS

<u>Type of Practice</u>	<u>Total</u>
Allergy	703
Anesthesiology	37
Aerospace Medicine	3
Cardiovascular Disease	89
Dermatology	8
Family Practice	532
Gastroenterology	21
General Practice	214
General Preventive Medicine	3
General Surgery	124
Internal Medicine	680
Neurological Surgery	6
Neurology	19
Obstetrics and Gynecology	198
Occupational Medicine	1
Ophthalmology	70
Orthopedic Surgery	32
Otolaryngology	66
Pathology	72
Pediatrics	263
Pediatric Allergy	63
Pediatric Cardiology	1
Physical Medicine and Rehabilitation	13
Plastic Surgery	7
Psychiatry	330
Public Health	1
Pulmonary Diseases	56
Radiology	133
Thoracic Surgery	2
Urology	183
Other	181
Total	<u>4,111</u>

OTHER GROUPS

Other Specific Groups	325
Unspecified	186
	<u>511</u>

TOTAL ATTENDANCE = 7,729

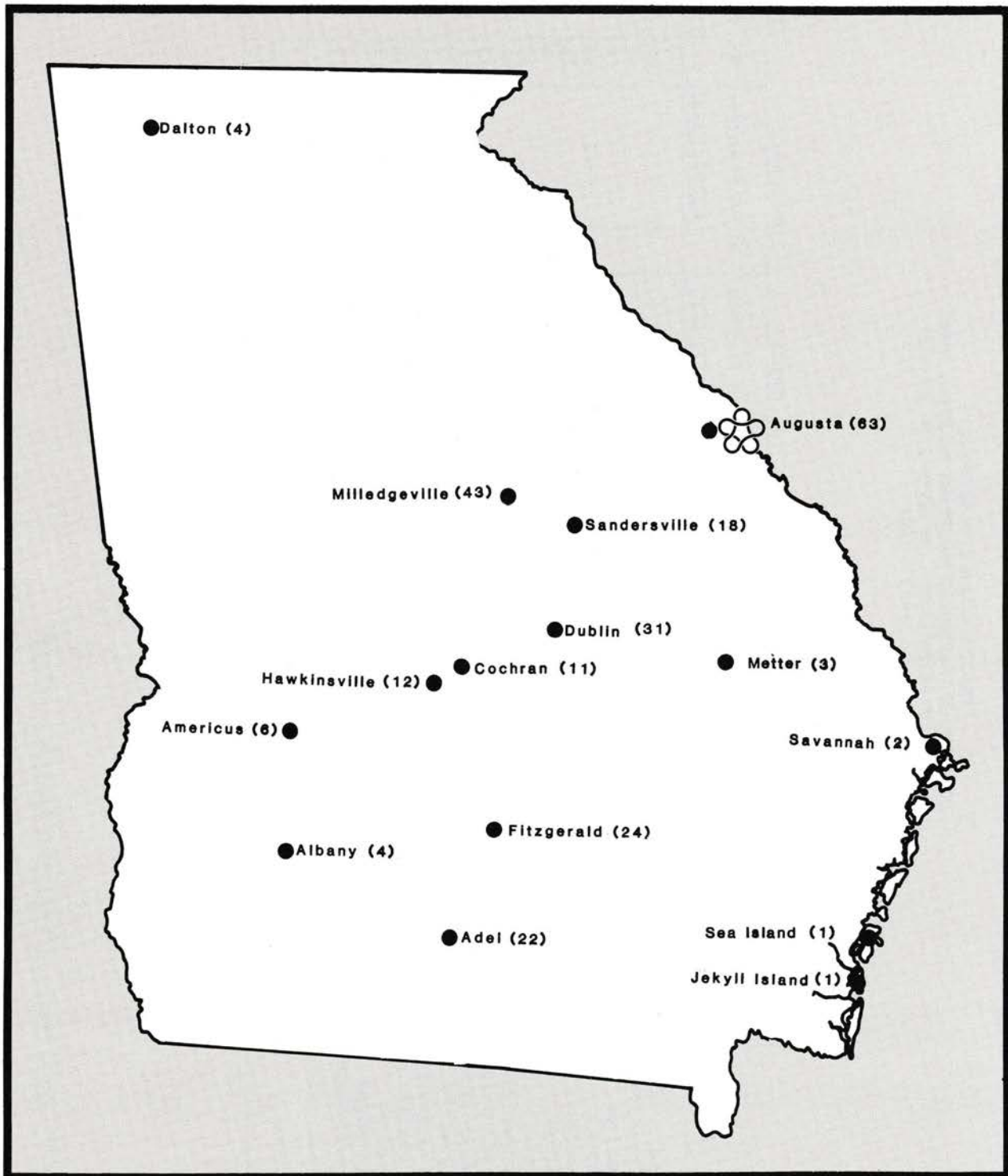
SOURCE: Annual Report of Continuing Education, 1983-84

MEDICAL COLLEGE OF GEORGIA  
LOCATION OF CONTINUING EDUCATION PROGRAMS, WITH  
NUMBER OF PARTICIPANTS, BY SPONSORING SCHOOLS  
1983 - 1984

	ALLIED HEALTH		DENTISTRY		MEDICINE		NURSING		OTHER UNITS		TOTALS	
	No. of Programs		No. of Programs		No. of Programs		No. of Programs		No. of Programs		No. of Programs	
	Participants		Participants		Participants		Participants		Participants		Participants	
Adel					22	231					22	231
Albany					4	140					4	140
Americus					6	100					6	100
Augusta	6	274	10	439	26	1726	10	208	11	502	63	3149
Cochran					11	85					11	85
Dalton					4	56					4	56
Dublin					31	458					31	458
Fitzgerald					24	261					24	261
Hawkinsville					12	153					12	153
Jekyll Island			1	85							1	85
Metter					3	27					3	27
Milledgeville					40	976	3	48			43	1024
Sandersville					18	84					18	84
Savannah			1	34	1	171					2	205
Sea Island					1	20					1	20
Out-of-State			6	232	11	1147	1	18	1	254	19	1651
TOTAL	6	274	18	790	214	5635	14	274	12	756	264	7729

SOURCE: Annual Report of Continuing Education, 1983-84

MEDICAL COLLEGE OF GEORGIA  
LOCATION AND NUMBER OF CONTINUING EDUCATION PROGRAMS  
1983-84



SOURCE: Annual Report of Continuing Education, 1983-84

# Support Services, Special Programs and Projects 14



## MEDICAL COLLEGE OF GEORGIA

### Foundations and Institutes



#### Georgia Institute of Human Nutrition

The Georgia Institute of Human Nutrition was established in 1978 in the School of Medicine, Section of Nutrition, to coordinate MCG nutrition research and to provide nutrition services and education on MCG's campus and in affiliated programs throughout Georgia. The Institute promotes the organization of Georgia regional programs on disease prevention and therapeutic care through nutrition. Information generated is for patients, health professionals, and the general public. GIHN is supported by contributions and general grant monies.



#### Georgia Institute for the Prevention of Human Disease and Accidents

The Georgia Institute for the Prevention of Human Disease and Accidents, established by the Board of Regents in December 1981, was developed to provide students and faculty of the Medical College and the people of the State of Georgia with a coordinated program of education, service and research designed to help Georgia become a leader in the prevention of disease and accidents. Organized and located within the Division of Educational Research and Development, the Institute proposes to work toward developing measures which will encourage interdisciplinary health prevention efforts, emphasize individual responsibility for the maintenance or improvement of health, and cooperate on preventive health projects with state and local agencies.



#### Human Genetics Institute

The Human Genetics Institute was established at the Medical College of Georgia by the Board of Regents in June of 1982. The main purpose of the Institute is to organize and integrate genetic activities at the Medical College of Georgia. The administrative structure consists of a Director and an Executive Committee composed of representatives from various departments in the Schools of Medicine, Dentistry, Allied Health, and Nursing. An external Advisory Committee provides input concerning moral, legal, and ethical questions in genetics. Funding is provided by a grant from the Genetics Division of the Georgia Department of Human Resources.



#### Medical College of Georgia Dental Foundation

In 1970 the Dental School faculty founded the MCG Dental Foundation to provide a vehicle for operating the faculty practice and receiving and distributing income to it. MCG employees and their dependents are eligible for oral health services without referral; the general public may be accepted on a referral basis. Fees for dental health services support the program.



#### Medical College of Georgia Foundation, Inc.

The MCG Foundation Inc., a non-profit, tax exempt corporation, was chartered in 1954 to receive and manage private (non-governmental) contributions for the benefit of the Medical College of Georgia. These contributions and the income therefrom are used to provide financial support for the programs, projects, services, etc. that may not be funded through state monies. The Director of the Division of Institutional Relations is Executive Director of the Foundation. The Foundation provides financial assistance for students, advanced study for faculty, research expenses in various fields of health sciences, and support for MCG instructional programs. Some of the projects funded include scholarships, awards for local high school science fair winners, employee recognition awards, legislative visits, the cost for fund raising activities at MCG and emergency assistance at Talmadge Hospital.



#### Medical College of Georgia Research Institute, Inc.

The Medical College of Georgia Research Institute, Inc. (MCGRI), established in June 1980, was developed to administer the sponsored research program for the Medical College. Research proposals seeking outside funding will be submitted through and awards made to the MCGRI. The MCGRI will subcontract with the Medical College to conduct the sponsored research activities. It will provide project development assistance to faculty members and, as funds become available, direct support of research related activities.



#### Physicians Practice Group Medical Research Foundation of Georgia

Physicians Practice Group, Medical Research Foundation (PPG/MRFG) was established in 1958 to facilitate and support the practice of medicine by the clinical faculty of the School of Medicine. Under the trade name "Physicians Practice Group", the Foundation performs three major functions: billing and collecting of professional services rendered by its member physicians; administering those revenues generated through the patient care activities; and providing various other services that enhance the specialized medical programs available at the Medical College for the citizens of Georgia. After organizational expenses are satisfied, monies generated throughout the Foundation are used to support School of Medicine activities on the departmental level, as well as through the Dean's Office, and on a general basis, school-wide.

## MEDICAL COLLEGE OF GEORGIA

### Internal Services



#### Comptroller's Division

The division provides repository, disbursement, fiscal and equipment accountability services to facilitate the operations of internal organizational units of the college and assists external agencies with college business transactions. It also is responsible for two on-campus retail food services, the College Bookstore, and the centralized record management functions.



#### Division of Continuing Education

The division is responsible for compliance with the various administrative, academic, and financial policies relating to the presentation of continuing education programs. In addition, the division assists the various schools and divisions in presenting continuing education courses. In accordance with the policies of the University System of Georgia, continuing education at the Medical College of Georgia officially includes all education and training designed for all individuals and groups (with the exception of education developed for students enrolled in MCG degree-credit courses and MCG employees).



#### Division of Educational Research and Development

The division provides educational and research support services for units of the Medical College. Activities include curriculum development and evaluation, faculty development, educational and institutional research, grant and contract preparation, planning and implementing self-studies for accreditation and student workshops.



#### Office of Facilities Planning

The Office of Facilities Planning provides information about MCG facilities, assists in space utilization and future space needs studies, coordinates renovation requests, and maintains a long-range facility planning process.



#### Health Center Credit Union

Since 1976 employees and their families have been eligible to participate in the Health Center Credit Union, which offers an opportunity to accumulate savings and provides a source of credit at low interest rates. In addition to savings plans, the Credit Union supplies travelers checks, travel loans, secured loans, money orders, Notary Public service, and holiday discount cards. The services are supported by membership savings.



#### Division of Health Communication

The division provides resources and services through four sections. Television Services provides for the production and electronic distribution of educational television programming and program coordination of satellite video teleconferencing. Medical Illustration and Medical Photography offer a wide range of graphic and photographic services in support of scientific and medical education and research. Support to in-class instructional activities requiring projection, television, public address service, inventory control and maintenance of all media equipment and distribution systems is supplied by Classroom Services.



#### Health Systems and Computing Sciences

The Health Systems and Computing Sciences faculty and staff provide research and educational support in the areas of computing systems, biomedical engineering, statistics, and management systems. Computing facilities and engineering shops are available to faculty and students. Faculty provide consultation to other faculty and students throughout the College, as well as performing teaching and research in the areas described.



#### Division of Information Systems Management

This division manages the administrative/clinical data processing facility; provides consultation and/or training in data communications, networking, office automation, word processing, distributed processing, and data base systems; offers systems analysis and design, customized computer programming, and spreadsheet modeling; and employs technical support specialists available to faculty and staff. The division maintains the MCG Electronic Data Processing (EDP) plan and approves EDP and word processing requests.



#### Division of Institutional Relations

The division is a service division involved with financial development, alumni relations, public relations, institution-wide publications and communications. The division supports programs in building university endowment and financial support, is in charge of MCG's media relations, maintains an organized alumni relations program, and carries out necessary internal communications.



#### Internal Auditing Division

The division provides assistance to operating units in the development of internal control procedures, reviews activities of operating units to determine adherence to established policies and procedures, and performs examinations that will insure the safekeeping of institutional assets.

# MEDICAL COLLEGE OF GEORGIA

## Internal Services



### Division of Laboratory Animal Resources/ Biological Safety

The Section of Laboratory Animal Resources is responsible for all aspects of laboratory animal care and utilization. The Medical College is a registered research facility under the Animal Welfare Act and is accredited by the American Association for Accreditation of Laboratory Animal Care. The Committee on Animal Use for Research and Education reviews all projects involving the use of laboratory animals. Several research and teaching programs are provided by the division. The Section of Biological Safety is responsible for implementing the safety guidelines mandated by law and those developed by the Institutional Biosafety Committee. The safety aspects of work involving carcinogens, pathogens and toxic and hazardous materials is the concern of this section.



### Library

The MCG Library provides information and information resources for faculty, staff, students, patients, the University System of Georgia, the State of Georgia, and other academic and health care communities through the selection, acquisition, storage, and dissemination of informational materials such as books, journals, government documents, audiovisual materials and computer data bases. The following services are available: circulation, interlibrary loan, reference (including computerized bibliographic data base search services), student bibliographic instruction, collection development and a variety of audiovisual equipment and programs.

#### Library Statistics

	1981-82	1982-83	1983-84
Volumes	116,690	122,414	127,135
Current Subscriptions	1,740	1,532	1,637
Photocopy Exposures	1,318,534	1,379,567	1,226,777
Circulation	46,775	50,908	54,436
Total Interlibrary Loans	7,981	9,367	7,482
Loaned	4,729	5,474	3,974
Borrowed	3,252	3,893	3,508
Computer Assisted			
Instruction Hours	297	N/A	N/A
MicroComputer Lab Use	N/A	N/A	3,159
Computer Searches	2,544	2,750	1,658
Reference Requests	8,231	7,785	12,297



### Materials Management Division

The division provides mail and messenger services, and a central receiving, distribution, central stores, and moving services section, to include all physical storage/disbursement/transfer of all new and used supplies and equipment.



### Personnel Division

The division manages the classified personnel system of the Medical College, including policy development and implementation; recruitment and placement; position classification and compensation administration; training; and employee relations programs. The administration of faculty and employee benefit programs and the maintenance of employment records are also responsibilities of the division.



### Physical Plant Division

The division provides building and grounds maintenance, electrical and mechanical engineering, architectural services, housekeeping and the motor pool.



### Procurement Division

The division provides for the procurement of all supplies, materials, and equipment required for the operation of the Medical College. The division operates under authority delegated by the Georgia Department of Administrative Services, Purchasing Division. Under this delegated authority, the division may generally purchase items costing less than \$5,000; all technical instruments, services, and foods, regardless of costs; and items available under statewide or agency contract. The division also coordinates the telecommunication services and provides photocopy and printing services.



### Public Safety Division

The division is responsible for providing life safety and property protection services to faculty, students and visitors while on campus. Police services are provided with a sworn law enforcement staff of police officers with a responsibility for crime prevention, investigation and apprehension of persons committing crimes on campus. Safety services include inspections and consultation on accident prevention, fire safety, occupational safety, and environmental safety. The division also provides parking services, which include coordination of traffic movement, vehicle registration, campus parking, and special parking requests.



### Division of Research Administration

Incorporating the Office of Grants and Contracts, the Division of Research Administration works with investigators in identifying potential funding sources. Assistance is available in developing proposals/applications, which are reviewed to insure that all components are completed and necessary signatures are obtained. The division is responsible for grants processing and subscribes to several publications of interest to investigators.



### Division of Student Affairs

Various sections of the Division of Student Affairs are responsible for the administrative functions for student admissions, counseling, financial aid, housing, placement, minority affairs, student records, and student activities. The division also manages the Student Center and administers the Foreign Visitor's Office.



### Student Health Service

The MCG Student Health Service provides medical diagnostic services and treatment for students in all five schools. The Center also offers preventive dentistry as well as some restorative dental work. Services of a staff psychologist are also available. Student health fees support these activities.

# MEDICAL COLLEGE OF GEORGIA

## Special Community Service Projects



### American Medical Student Association Clinic

Founded by the MCG American Medical Student Association and supported by the Student Government Association, the clinic provides patient contact experience for students. Physical examinations are given to Augusta area residents needing health forms completed for school or employment. Located in the Student Health Center, the clinic is staffed by professionally supervised students.



### Children and Youth (C & Y) Project

Founded in 1966, the C & Y Project provides comprehensive health care for children (under 19 years) from five Augusta low-income housing areas. The project is directed by the Department of Pediatrics with maternal and child health block grant funds. Talmadge Hospital clinical facilities are used for the four clinical services - Adolescent, Dental, Gynecology, and General Pediatrics.



### Comprehensive Sickle Cell Center

The Comprehensive Sickle Cell Center, directed by the Department of Cell and Molecular Biology, tests for sickle cell anemia and other related hematological disorders; treats sickle cell anemia patients in the pediatric clinic of the Center; educates the community on sickle cell anemia and related diseases; and offers counseling services to patients and relatives. Founded in 1972, it is supported by a grant from the National Heart, Lung and Blood Institute.



### Epilepsy Program at the Medical College of Georgia

Founded in 1976 and coordinated by the Department of Neurology and Section of Neurosurgery, the MCG Program is one of five epilepsy centers funded through the National Institute for Neurological and Communicative Disorders and Strokes. It serves the people of Georgia and the Southeast by providing medical care for persons with epilepsy, education for patients and their families, education and training for students, physicians, and non-physician professionals and research into the mechanisms of epilepsy and its treatment. Special features include an active epilepsy surgery program, an in-patient monitoring unit for special diagnostic problems related to epilepsy, and an active out-patient program including a special clinic for pregnant women with epilepsy.



### Faculty Speakers Bureau

The Bureau was organized in 1979 to provide volunteer faculty to speak on health care topics to community clubs or organizations in Georgia. It is managed by the Division of Institutional Relations and the Speakers Bureau Committee, a Future of the University Sub-committee of the Faculty Academic Council.

Source: Compiled by Division of Educational Research and Development  
June, 1984



### Maternity and Infant Care (M & I) Project

The M & I Project provides services not otherwise available to indigent, high-risk obstetric patients and their newborn to one-year-old offsprings. The project, begun in 1964, is directed by the Department of Obstetrics/Gynecology in cooperation with the Department of Human Resources. East Central Health District funds are provided through a Georgia Department of Human Resources, Maternal and Child Health Block Grant. Clinics are located at MCG, University Hospital, and in county health departments in 14 surrounding counties.



### National Registry of Subacute Sclerosing Panencephalitis (SSPE)

The Section of Pediatric Neurology, Departments of Neurology and Pediatrics, manages a project, originally begun in 1969, to continue a national registry of cases of the typically fatal, rare disease, SSPE. The purpose includes: studying the disease's demography, pathogenesis, clinical characteristics, long-term followup and treatments; and determining the relationships of the roles of attenuated live measles virus vaccine in SSPE. Supported by a grant from the Office of Biologics, Federal Drug Administration, the project is coordinated with the Centers for Disease Control and physicians and medical centers in the United States and abroad to identify and study cases of SSPE.



### Students for Community Involvement (SCI)

Started in 1979, SCI is a project of the Section of Pediatric Cardiology of the Department of Pediatrics and the Division of Educational Research and Development. SCI was developed to promote awareness of community responsibility in medical students by having them provide community assistance through public education. Medical students teach Richmond County public school children the known information on atherosclerosis and its risk factors. Since its inception more than 10,000 children have been instructed by more than 300 medical students. The Preventive Cardiology Academic Award provided by the National Institutes of Health - National Heart, Lung and Blood Institute funds this project.



### Tri-County Outreach Training Program

The Program was founded in July 1980 to expose Family Practice residents and School of Medicine students to rural medical practice and to assist Glascock, Taliaferro, and Warren counties, which are currently without a physician. The Department of Family Medicine administers this program through a Department of Health and Human Services Rural Health Initiative Grant.



### University of Georgia Program (UGA) for Health Science Professionals and Practitioners in Related Fields

The UGA Department of Curriculum and Supervision provides a program of advanced graduate study, leading to the Ed.D., for health professionals in the Augusta area and qualified faculty, staff and alumni of MCG. The MCG Residence Center for the program was established in the fall of 1980. Classes are offered quarterly during the academic year and during summer quarters as needed.

