


Fourth Edition  
**MCG Fact Book 1979-80**

---

The Division of Educational Research and Development



Medical College of Georgia/Augusta

Fourth Edition  
**MCG Fact Book 1979-80**

---

The Division of Educational Research and Development

The Old Medical College, built in 1835 by Georgia architect Charles B. Cluskey, was the college's first building. Located on Telfair Street in downtown Augusta, it now serves as headquarters for the Augusta Council of Garden Clubs.



**Medical College of Georgia/Augusta**





Medical College of Georgia  
Augusta, Georgia 30902

Office of the President

June 30, 1980

Dear Colleague:

This fourth edition of the MCG Fact Book follows an award-winning publication. Last year, MCG proudly received first place for having the Outstanding Fact Book in the Association for Institutional Research competition that included entries from the United States and Canada. This year's edition continues its high quality to best reflect the year 1979-1980. The Fact Book has been established as a helpful reference for speech and grant writing, basic institutional knowledge, answering questionnaires, departmental planning and faculty recruitment.

I am hopeful that students, faculty, staff and friends of the Medical College of Georgia will find the Fact Book useful in pursuing activities and events of the coming, challenging year.

Sincerely,

William H. Moretz, M.D.  
President

## ACKNOWLEDGEMENTS

Helpful comments are welcome by the Division of Educational Research and Development so that they may further improve and refine the usefulness and accuracy of the MCG Fact Book. Contact Barbara Stephens regarding suggestions and new ideas for next year's publication.

Many thanks go to the following people, as well as a multitude of others, who contributed information or assistance:

Artwork and Design - A. Garon Hart

Data Compilation and Typing - Debra C. Radford  
Marzella B. Stone  
Joyce D. Wiley

Each year representatives from various areas of MCG serve as reviewers. Much appreciation goes to the 1979-80 group:

Leilee P. Ault, Professor,  
School of Nursing  
James A. Blissit, Vice President  
and Treasurer  
Jerry J. Garnick, Professor,  
School of Dentistry  
Beth H. Jones, Assistant to the Dean,  
School of Nursing  
Walter M. Jones, Jr., Registrar  
Rita A. Mercille, Professor,  
School of Medicine  
Dorothy H. Mims, Librarian for Special  
Collections, Library  
Donald C. Novak, Administrator,  
Hospital and Clinics

Malcolm I. Page, Professor,  
School of Medicine  
Nancy D. Prendergast, Chairman and Professor,  
School of Allied  
Health Sciences  
Geraldine Rinker, Instructor,  
School of Medicine  
Alex H. Vaughn, Associate Director,  
Division of Institutional  
Relations  
Thomas J. Zwemer, Associate Dean and  
Professor, School of  
Dentistry

Barbara P. Stephens, Editor  
Anne M. Downing, Co-Editor  
Division of Educational Research and Development  
June 30, 1980

This publication is prepared for the convenience of students, faculty, employees and friends of the Medical College of Georgia and is not to be construed as an official publication of the Board of Regents of the University System of Georgia. In case of any divergence from or conflict with the Bylaws or Policies of the Board of Regents, the official Bylaws and Policies of the Board of Regents shall prevail.

## COMMITMENT TO AFFIRMATIVE ACTION

The Medical College of Georgia will not discriminate against any student or employee because of race, color, religion, national origin, sex, age, handicap or disability.

# Table of Contents

---

## 1 General Information/Augusta

Augusta, Georgia . . . . .	10
Metro Augusta - A Profile . . . . .	11
Augusta Health-Care Facilities . . . . .	14

## 2 General Information/MCG

Profile of MCG . . . . .	16
Symbol and Logo/Seal . . . . .	18
Chronological Highlights in the History of MCG . . . . .	19
MCG Institutional Committees . . . . .	20

## 3 Administration

MCG Administrators . . . . .	24
Chief Administrative Officers of MCG . . . . .	27
Board of Regents of the University System of Georgia . . . . .	28
Institutions of the University System of Georgia . . . . .	29
MCG Organizational Chart . . . . .	30
Business Affairs Organizational Chart . . . . .	31
The School of Allied Health Sciences Organizational Chart . . . . .	32
The School of Dentistry Organizational Chart . . . . .	33
The School of Graduate Studies Organizational Chart . . . . .	34
The School of Medicine Organizational Chart . . . . .	35
The School of Nursing Organizational Chart . . . . .	36

## 4 Budget and Physical Plant

Financial Summary . . . . .	38
Funds Available and Funds Applied . . . . .	39
Map of MCG Campus . . . . .	40
MCG Facilities . . . . .	41
Net Assignable Area by Room Use . . . . .	42
Net Assignable Area by Schools and Divisions . . . . .	43

---

## 5 Faculty

MCG Outstanding Faculty . . . . .	46
MCG Faculty . . . . .	47
Faculty Profile . . . . .	48
Full-Time Instructional Faculty Profile by School . . . . .	49
Distribution of Full-Time Instructional Faculty by Rank . . . . .	50
Distribution of Full-Time Instructional Faculty by School . . . . .	50
Tenure Status of All Full-Time Faculty with Academic Rank . . . . .	51
Age Distribution of Faculty by School . . . . .	52
Location of Institutions Conferring Highest Degree to Instructional Faculty . . . . .	53
MCG Faculty Committees . . . . .	54
Institutional Representatives of the University System Advisory Council . . . . .	56
Where MCG Faculty Members Reside . . . . .	57
Faculty Benefits . . . . .	58

## 6 Research

MCG Grants and Awards . . . . .	62
Summary of Grants, Contracts and Gifts for Programs of Instruction, Research or Public Service . . . . .	63
Faculty Publications . . . . .	64

## 7 Students

Annual Student Enrollment by School, Class and Quarter . . . . .	66
Fall Quarter Enrollment By School and Department . . . . .	67
Student Statistics . . . . .	68
On Campus Student Housing Statistics . . . . .	69
On-Campus Student Housing Costs . . . . .	70
Medical and Dental Student Admission Test Scores . . . . .	70
Student Fees Per Quarter . . . . .	71
Student Financial Assistance Summary . . . . .	72
Legal Residence of Students by Counties in Georgia . . . . .	73
Georgia - Legal Residence of Students by County and School . . . . .	74
Legal Residence of Students by State and Country . . . . .	76
Total Student Enrollment . . . . .	76

---

## 8 Degree Information

Degrees and Certificates Offered . . . . .	78
Degrees and Certificates Conferred . . . . .	79
Cumulative MCG Graduates by Degree and Major Area of Study . . . . .	80

## 9 Classified Personnel

MCG Classified Employees . . . . .	82
MCG Employees by Sex and Race . . . . .	83
Summary: Age, Education, and MCG Experience of All Classified Employees . . . . .	84
Employee Benefits . . . . .	85

## 10 Housestaff

Roster of Schools from Which MCG 1979-1980 Interns and Residents Graduated . . . . .	88
MCG Medical and Dental Interns and Residents by Department . . . . .	89
First Year Residency Appointments of 1980 MCG School of Medicine Graduates . . . . .	90

## 11 Hospital and Clinics

Talmadge Memorial Hospital and Clinics Graphic Display of Functional Responsibilities . . . . .	92
Comparative Inpatient Statistical Report . . . . .	93
State of Georgia Population Base for Talmadge Memorial Hospital 1979-1980 . . . . .	94
Number of Inpatients from the State of Georgia Discharged at Talmadge Memorial Hospital by County . . . . .	95
Number of Inpatients Discharged at Talmadge Memorial Hospital by State . . . . .	96
Comparison of MCG Outpatient Clinic Visits by Department . . . . .	97
Georgia War Veterans Nursing Home . . . . .	98

---

## 12 Alumni


MCG Alumni Associations . . . . .	.100
Alumni Contributions . . . . .	.100
Residence of MCG Alumni with Known Addresses	
School of Allied Health Sciences . . . . .	.101
School of Dentistry . . . . .	.102
School of Graduate Studies . . . . .	.103
School of Medicine . . . . .	.104
School of Nursing . . . . .	.105
Practice Locations of MCG School of	
Dentistry Graduates . . . . .	.106
Practice Locations of MCG School of	
Medicine Graduates . . . . .	.106
School of Medicine Alumni Specialties . . . . .	.107

## 13 Continuing Education

Continuing Education . . . . .	.110
Continuing Education Programs Presented by	
the Various Schools . . . . .	.111
Analysis of Enrollees who Attended MCG	
Continuing Education Courses . . . . .	.112

## 14 Library/Special Resources

MCG Library . . . . .	.114
MCG Library Statistics . . . . .	.115
Special Resources . . . . .	.116



## AUGUSTA, GEORGIA

The foothills descending to the coastal plain give the countryside its gently rolling character. Augusta is a hub of major highways from Atlanta, 135 miles west; Savannah, 127 miles southeast; and Columbia, South Carolina, 72 miles east. It is midway between the Great Smokey Mountains and the Atlantic coast, on the south bank of the Savannah River, a scenic waterway that serves as the Georgia-South Carolina border.

Surrounded by reminders of the colonial and classical South, Augusta is Georgia's second-oldest city and is proud of its heritage. This pride is reflected in palatial period homes and historic neighborhoods; wide, parklike streets; museums; famous educational institutions; and in what is perhaps the best known of the city's landmarks, the Augusta National Golf Course.

Augusta, Georgia, "The Garden City"—a prominent, progressive community that its citizens are proud to call home.



SOURCE: Augusta, Georgia  
Chamber of Commerce of  
Greater Augusta, Inc.  
July, 1980

## METRO AUGUSTA - A PROFILE

### AREA

City, 16.5 square miles; Richmond County, 323 square miles; Columbia County, 290 square miles.

### CHAMBER OF COMMERCE

Chamber of Commerce of Greater Augusta, Inc., 600 Broad Street Plaza, Augusta, Georgia 30902 (P.O. Box 637, Augusta, Georgia 30903) (404) 722-0421.

### CLIMATE

Short, mild winters and long, warm summers. Average annual temperature 64.4 degrees; August average 80.3 degrees; January average 47.2 degrees. Average annual precipitation 44.45 inches.

### COMMUNICATIONS

Newspapers--one morning daily, one evening daily, combined Sunday edition; three area weeklies. Television--three channels for programs of major networks and cable TV. Radio--11 stations, including public broadcasting station in Augusta College.

### CONVENTIONS

Augusta is growing as a convention center, with excellent meeting facilities and more than 2200 rooms in area hotels and motels. Newly completed Civic Center has meeting facilities to accommodate conventions and meetings of all sizes.

### EDUCATION

67 public schools in Richmond and Columbia counties; 11 vocational and technical schools, of which two are a part of the public school system; 18 parochial and private schools; one public and one private liberal arts college and one health sciences university.

### ELEVATION

110 to 460 feet above sea level.

### FINANCIAL INSTITUTIONS

Four banks (44 branches), with total assets of nearly \$7.5 billion, include the State Citizens and Southern National Bank system, First National Bank of Atlanta state system, the Trust Company of Georgia system, and a state chartered bank. Three savings and loan associations (16 branches), with total assets of more than \$1.7 billion, are located in Augusta. Each of the four banks have 24-hour In-stant Banker services at a central location on the Medical College of Georgia campus.

### FOUNDED

1735

### GOVERNMENT

City--mayor/council. Richmond and Columbia counties--Board of Commissioners. Fire Protection: City--136-officer paid force; Richmond County--77 paid fire fighters; West Richmond County--27 paid, 15 volunteer fire fighters. In Columbia County, fire protection is available in Harlem, Grovetown, Martinez, and portions of the county. Law Enforcement: City personnel--147, Richmond County--191, Columbia County--18.

#### HEALTH CARE

Augusta is a major medical center, with nine hospitals and more than 4600 hospital beds for the public.

#### HIGHER EDUCATION

Augusta College, Paine College, and the Medical College of Georgia.

#### HOUSES OF WORSHIP

More than 200 houses of worship represent most major faiths and denominations.

#### INCORPORATED

1798

#### INDUSTRY

Industrial Development Department of the Greater Augusta Chamber of Commerce assists new, expanding, or relocating industries. Principal industries include chemical, pulp, textile, metalworking, brick and clay, and food processing. Choice sites available.

#### LIBRARIES

Augusta Regional Library has three branches with 254,127 volumes and 26,436 visual aids, plus recordings. The system also has branches in Burke County and Midville. Bookmobile schedules are published weekly in local newspapers.

#### MILITARY

Fort Gordon, home of U.S. Army Signal School, the largest communications-electronics training center in the world. Dwight David Eisenhower Army Medical Center, U.S. Army's regional medical treatment and teaching facility for the southeastern U.S. Total annual expenditures 1979: \$238.2 million.

#### POPULATION

Augusta—51,436. Richmond County—190,925. Columbia County—40,366. Trading Area—340,913 (Est. 1979; SMSA includes Richmond and Columbia counties in Georgia and Aiken County in South Carolina, totaling 1,713 square miles.)

#### RECREATION/CULTURE

Parks and Recreation Department of Richmond County plans and supervises year-round programs for all ages. YMCA and YWCA programs are available. Thirteen golf courses in area. Richmond County Recreation Department operates swimming pools and tennis courts. Clark Hill Reservoir offers a 1200-mile shoreline and 80,000 acres of impounded water area with sailing, swimming, camping, waterskiing, fishing, and boating. All major professional sports in Atlanta are within easy reach. Full schedule of intercollegiate spectator sports is maintained. Greater Augusta Arts Council, Augusta Opera Association, Augusta Symphony Orchestra, Famous Artists Series, Augusta College and Paine College Lyceum Series, Augusta Choral Society, Augusta Players, Fort Gordon Players, children's theater group, two ballet companies, others. Augusta Regional Library System has five branches, stocking over 250,000 books, 26,000 visual aids.

#### RETAIL SALES

\$967,429,000 (1978).

#### TRANSPORTATION

Air—Bush Field (municipal) has 20 daily flights via Delta Airlines. Daniel Field is an in-town utility airfield with fixed-base operations and air taxi service. Rail—Passenger service available on two railroads. Five rail lines service business and industry with reciprocal switching and transit agreements. Rail and truck lines serve Port of Augusta Riverboat and Storage. Highway—Interstates 20 and 520; U.S. Highways 1, 25, 78, 221, and 278; Georgia Routes 28, 56, 21, 4, 104, 88, and 232. There are 25 motor freight lines and five tank-truck lines. Bus—Two national bus lines, one intracity bus line, and a bus route to Fort Gordon.

#### UTILITIES

Electric power—Georgia Power Company. Natural gas—Georgia Natural Gas Company. Water—City Water Works Department. Telephone—Southern Bell Telephone & Telegraph Company.

SOURCE: Augusta, Georgia  
Chamber of Commerce of Greater Augusta, Inc.  
July, 1980

## AUGUSTA HEALTH-CARE FACILITIES

Few communities of Augusta's size enjoy the quality of health care that is available here. Proprietary and governmental health-care institutions along with teaching and community hospitals offer first-rate health services from the routine to the most specialized. More than 10,000 persons are employed at the area's nine hospitals, and health-care payrolls are the metropolitan area's largest single enterprise.

The Medical College of Georgia (MCG) is the eleventh-largest medical teaching institution in the nation and the region's leader for medical research in many health fields. MCG's annual budget of \$98.8 million includes almost \$13 million in grants and awards. The faculty of its four-year Dental School ranks at the top internationally for presenting research papers. The college, chartered in 1828 as an academy offering a single course of lectures, celebrated its sesquicentennial on an almost 78-acre midtown campus educating 2,300 health sciences students, interns, and residents, and operated by about 4,800 employees.

As a unit of the Medical College of Georgia, Talmadge Memorial Hospital, with 524 beds and 80 clinics, is a major tertiary referral center. Because of the expertise of the medical staff of the hospital, physicians throughout the state of Georgia refer patients to Talmadge Memorial Hospital for the specialized services available. Talmadge also serves the Medical College of Georgia as a primary teaching hospital, providing clinical experience in support of programs conducted by the Schools of Medicine, Dentistry, Nursing, and Allied Health Sciences.

University Hospital, a 700-bed, acute-care community facility, served at one time as an MCG teaching hospital. It is operated by the Richmond County Hospital Authority. The hospital continues as a clinical training institution and recently added an ambulatory-care center as well as Health Central, a community center emphasizing better health through health education, disease prevention, and the promotion of good physical habits.

Georgia Regional Mental Hospital is a state institution with its own staff of psychiatric specialists. Gracewood State School and Hospital, specializing in training and custodial care for the mentally retarded, also provides clinical training for MCG students.


St. Joseph's Hospital, a 250-bed Catholic institution is a nonprofit community hospital. Doctors Hospital is a 200-bed proprietary facility northwest of Augusta.

The Veterans Administration has two facilities: Lenwood, the psychiatric division; and the Downtown Division, an ultramodern, 420-bed hospital that replaced an older medical-surgical facility at Forest Hills. Dwight David Eisenhower Army Medical Center at Fort Gordon is a Class II military hospital with the same classification as the renowned Walter Reed Army Medical Center in Washington, D.C., and serves as the Army's southeastern regional medical facility.

SOURCE: Augusta, Georgia  
Chamber of Commerce of Greater Augusta, Inc.  
July, 1980

## General Information/MCG 2

---



## PROFILE OF THE MEDICAL COLLEGE OF GEORGIA

**TYPE:** The Medical College of Georgia is a state-supported institution - unique in the fact that it is the only publically supported health science university in Georgia. It is a unit of the University System of Georgia.

**PURPOSE:** To provide health education and training for prospective practitioners, scientists, and educators at the undergraduate, graduate, postgraduate and continuing education levels.

To promote scholarly inquiry in the biological sciences and provide leadership in the generation of basic knowledge of human biology in health and disease.

To exercise leadership in the development of new educational approaches for the health professions and in the application of new knowledge and technology.

**LOCATION:** The campus, situated in the approximate center of Augusta, is convenient to downtown and is accessible to suburban businesses and shops.

**SIZE:** The present five school campus consists of seventy-two buildings, including a 524-bed teaching hospital, on approximately 78 acres of land. In addition, almost 94 acres comprise the Animal Care Facility at Gracewood. Since 1954 the college has grown from a single school of three buildings located on a two-acre campus.

**SCHOOLS:** **ALLIED HEALTH SCIENCES:** Established as a separate school by Board of Regents in January 1968 incorporating programs already established at MCG. First degree awarded in 1964.

**DENTISTRY:** Established by Board of Regents in 1965. First students accepted in 1969. First degree awarded in 1973.

**GRADUATE STUDIES:** Established as a separate school by Board of Regents in 1965. Programs formerly offered under Graduate Division. First Master's degree awarded in 1951; first Ph.D. in 1966.

**MEDICINE:** Established by legislative act in 1828. First degree awarded in 1833.

**NURSING:** Begun in 1943 (first degree awarded in 1945) at the University of Georgia in Athens; moved to MCG campus in Augusta in 1956. First baccalaureate nursing degree awarded at MCG in 1957. First M.S.N. degree awarded in 1969.

**SOURCE:** Compiled and revised by Division of Educational Research and Development January, 1980

REGALIA: The Medical College of Georgia regalia, rich in symbolism, was originally designed by the late Dr. Walter Shepeard, Professor Emeritus of the School of Medicine. It is based on the coats of arms of three members of the 1832 faculty: Dr. Louis A. Dugas and Drs. Joseph and Paul Fitzsimmons Eve. The official colors of the Medical College, blue and silver, were taken from the Dugas coat of arms.

The cap represents the family coat of arms of Louis A. Dugas. The right side is silver, the left is blue, and a red saltire cross extends into all quadrants. The cap's six corners stand for heroism awards given to the family by France during the First Crusade.

The main part of the hood carries the Dugas colors and the red saltire cross with two attached tags in the front; the right tag represents the family coat of arms of Drs. Joseph and Paul Fitzsimmons Eve, and the left tag repeats the Dugas family colors. The color of the hood's velvet trim symbolizes the major discipline of the wearer: herbal green for medicine; yellow for science; lilac for dentistry; apricot for nursing; and blue for philosophy. The width of the trim, set by the Intercollegiate Regalia Commission, indicates the level of the degree: two inches for the bachelor's, three for the master's, five for the doctor's hood.

SOURCE: Based on information prepared by the late Dr. Walter Shepeard for the MCG Graduation Program  
June, 1977

## SYMBOL AND LOGO

The MCG symbol represents infinity--over and under, a never-ending path continually repeating itself--symbolizing man's search for immortality, man's attempt to prolong life through health and medicine.

The five poles that make up the entity represent the five areas of study that make up the whole--the Medical College of Georgia. These poles form a precise, mechanical shape which imparts a scientific "feeling." The abstract quality of the symbol can be likened to a biological unit or an atom, organic because of its round, flowing form; mathematical in its strict geometric pattern.

When the symbol is used in conjunction with the stable, authoritative letterforms of the MCG logo (Craw Clarendon typeface) it becomes a powerful statement of quality and professionalism for the college it represents.



## SEAL

Used on official documents, the seal of MCG was adopted by the college in 1975. It is similar to the one used in the earliest days of the institution. The seal bears the words Medical College of Georgia in Latin and the Roman numerals for 1828, the year the college was chartered. The illustration depicts the Old Medical College Building on Telfair Street.



SOURCE: MCG Faculty Manual, page iii  
(Last Edition, Undated)

CHRONOLOGICAL HIGHLIGHTS IN THE HISTORY OF THE  
MEDICAL COLLEGE OF GEORGIA

- 1828: Medical Academy of Georgia chartered by state of Georgia with plans to offer single course of lectures leading to bachelor's degree. Classes held in City Hospital.
- 1829: Name changed to Medical Institute of Georgia empowered to confer Doctor of Medicine degree.
- 1833: First M.D. degree conferred on four graduates. School conducted by six faculty in rooms in City Hospital. Name changed to Medical College of Georgia.
- 1834: MCG faculty began a campaign urging medical schools throughout the nation to cooperate in uniform entrance requirements and longer sessions.
- 1835: School moved into Medical College building on Telfair.
- 1846-1847: Conventions of representatives of medical schools were held to discuss higher standards of medical education. These meetings resulted in the formation of the American Medical Society, which became the American Medical Association.
- 1861-1865: School closed during War Between the States.
- 1865: School reopened with 47 students. Outpatient clinic became a part of teaching program.
- 1873: Agreement made for affiliation with the University of Georgia, though separate governance and financing were maintained. Name changed to Medical Department of the University of Georgia.
- 1893: Requirements changed to three annual sessions of six months each.
- 1900: Fourth year made requirement for degree. First two years devoted to basic sciences, with clinical sciences emphasized in last two years.
- 1907: Medical Department received Class A (the highest) designation from the AMA Council for Medical Education.
- 1909: Flexner Report on Medical Education in the United States released, with adverse report on MCG. Inadequate financial support and tenuous affiliation with the University of Georgia led Flexner to recommend that the school be closed or moved to Athens.
- 1911: True affiliation with University of Georgia effected. University took control of property under single board of trustees and academic program came under University direction.
- 1912: School moved into Newton Building. The city's new University Hospital became the teaching facility for MCG.
- 1928: Centennial Celebration.
- 1932: A Board of Regents established for the University System.
- 1933: Financial crisis of the Depression led to a Board of Regents decision to close the medical school. Protests of graduates, citizens of Augusta and throughout the state, together with support from Governor Eugene Talmadge, reversed the decision. Name changed to School of Medicine of the University of Georgia.
- 1934: AMA removed school from Class A list and recommended it be dropped from membership. Under leadership of a new dean, Dr. G. Lombard Kelly, a massive program was undertaken to correct deficiencies.
- 1936: Class A rating provisionally restored by AMA (Fully restored the next year). Entrance requirements raised to three years of college pre-medical training.
- 1945: Legislative act authorized construction of a hospital to be operated in conjunction with the medical school.
- 1950: Medical school became an independent institution in the University System and reverted to its earlier name, Medical College of Georgia.
- 1951: First degrees of Master of Science and Master of Science in Medical Art were awarded.
- 1956: Eugene Talmadge Memorial Hospital opened as the teaching facility for MCG. School of Nursing program moved from the University of Georgia at Athens to MCG.
- 1957: First full-time clinical faculty appointed. First nursing degrees awarded at MCG.
- 1963: First offering of Ph.D. in biomedical science fields.
- 1965: Dental School approved by Regents.
- 1966: First Ph.D. awarded.
- 1968: School of Allied Health Sciences approved with departments of Medical Illustration, Medical Technology, Medical Record Science, Radiologic Technology and Dental Hygiene.
- 1969: First dental students accepted. First M.S.N. degree awarded.
- 1973: Medical College of Georgia first accredited by the Southern Association of Colleges and Schools. First dental degrees (D.M.D.) awarded.
- 1978: Celebration of Sesquicentennial - 150 years of history and achievements.

SOURCE: Revised from 1977-78 Institutional Self-Study Report, page 5  
Research by Librarian for Special Collections

MCG INSTITUTIONAL COMMITTEES

1979-80

AFFIRMATIVE ACTION ADVISORY COMMITTEE

Lois T. Ellison, Director  
Rita A. Mercille, Chairman

James E. Carter, III  
Thomas R. Dirksen  
Douglas M. Dortch  
Octavia Garlington  
Freddie Gavin  
Elizabeth Griffin  
John C. Howard  
Thomas Kelly, Jr.  
Jane V. King  
Constance Singleton  
Charles W. Scott

BUILDING IDENTIFICATION COMMITTEE

Philip Dow, Chairman

James C. Austin  
John C. Howard  
Gordon M. Kelly  
Alan B. Williams

CAMPUS SAFETY COMMITTEE

H. Alan Campbell, Chairman

Donald C. Abele  
Raymond P. Ahlquist  
Ann S. Anderson  
Elizabeth Doyle  
Aubrey S. Fuller  
Glenda A. Hawkins  
Joy G. Jones  
John C. Jordan, Jr.  
Irene H. Kinard  
Raymond A. Lackman, Jr.  
Robert B. Moss  
Richard E. Salerno  
Robert E. Stafford  
Grace C. Thompson  
Alex H. Vaughn  
Larry M. Ward  
Betty B. Wray

CAMPUS SIGNAGE COMMITTEE

Alan B. Williams, Co Chairman  
Alex H. Vaughn, Co-Chairman

Walter C. Adamson, Jr.  
James D. Jennings  
William Y. McLean  
Robert B. Morgan  
Andrew Packo, Jr.  
Donald O. Patterson  
Larry M. Ward  
Walter U. Schmidt

CATALOG COMMITTEE

Bernard J. Abbott, Chairman

Leilee P. Ault  
A. Garon Hart

CATALOG COMMITTEE cont'd...

Wendell F. Hofman  
Walter M. Jones, Jr.  
Terrence T. Kuske  
Biagio J. Vericella  
Sam B. Wingfield  
Gerald W. Woods  
Thomas J. Zwemer

COUNCIL OF DEANS

Lois T. Ellison, Chairman

Raymond C. Bard  
Doris S. Frazier  
Fairfield Goodale  
Judson C. Hickey  
William H. Moretz  
James B. Puryear  
Sam A. Singal

DRUG ABUSE COMMITTEE

William F. Geber, Chairman

Lois T. Ellison  
John C. Evers  
James B. Puryear  
Thomas J. Zwemer

EMPLOYEE GRIEVANCE HEARING PANEL

Margaret Armstrong  
Vivian M. Ashline  
Bobby M. Bridgers  
Joyce M. Campbell  
Panonia Cecil  
Sandra H. Chambers  
Henry R. Deck  
Petronella Farkas  
Marianne T. Holsonback  
Jo Ann Q. Johnson  
Thomas Kelly, Jr.  
Patricia Mangum  
Susan N. Melon  
Gail T. Moxley  
Katherine Murray  
James H. Pollard  
Margaret H. Prince  
Julia M. Roberson  
Earl T. Sweet  
Veronica Way  
Helen Welch  
Alice Wiggins

ENVIRONMENTAL SAFETY COMMITTEE

Jerry D. Allison  
James A. Blissit  
Mark Brown  
Francis I. Doyle  
Lois T. Ellison  
Robert B. Morgan  
Thomas A. Partridge  
Andrew Packo, Jr.  
Sherwood M. Reichard

MCG EXECUTIVE COUNCIL

Walter C. Adamson, Jr.  
James C. Austin  
Raymond C. Bard  
Thomas G. Basler  
Erie P. Blissit  
James A. Blissit  
Paul J. Brucker  
Lois T. Ellison  
Doris S. Frazier  
Fairfield Goodale  
Judson C. Hickey  
James B. Mathews  
Ralph V. McKinney  
William H. Moretz  
Robert B. Moss  
Donald C. Novak  
James B. Puryear  
Sam A. Singal  
Alex H. Vaughn  
Charles H. Wray

GRADUATION COMMITTEE

James B. Puryear, Chairman

Margaret B. Devore  
James A. Estep  
Octavia Garlington  
A. Garon Hart  
Joy G. Jones  
Walter M. Jones, Jr.  
Steve Kolas  
Susan B. Moore  
Kim Oakley  
Walter U. Schmidt

COMMITTEE FOR THE HANDICAPPED

Bella J. May, Chairman

Walter C. Adamson, Jr.  
Floyd E. Bliven, Jr.  
Doris G. Dove  
Elizabeth Griffin  
William S. Harms  
Jane V. King  
Raymond A. Lackman, Jr.  
Andrew Packo, Jr.  
Alex H. Vaughn  
Alan B. Williams

HUMAN ASSURANCE COMMITTEE

Thomas A. Huff, Chairman

Gary K. Best  
Emmett R. Bishop  
Ann B. Brown  
Leonard H. Brubaker  
Wesley Covitz  
Paul R. Dyken  
Walter F. Farr  
Leonard Fletcher  
Dennis L. Hart  
Robert H. Johnson  
Joseph W. O'Brien

MCG INSTITUTIONAL COMMITTEES ...

HUMAN ASSURANCE COMMITTEE con'd...

George S. Schuster  
Gary M. Whitford

INSTITUTIONAL BIOSAFETY COMMITTEE

Sherwood M. Reichard, Chairman

Mary J. Carter  
D. Hugh Connally  
Bill W. Fry  
Louis P. Gangarosa  
Richard K. Holt  
J. Malcolm Kling  
Richard M. Martin  
C. N. Nair  
Maurice G. Patton  
David F. Scott  
Baldev Singh  
Earl T. Sweet  
Jay A. Tischfield  
Betty B. Wray

LIBRARY COMMITTEE

Lloyd A. Lewis, Chairman

Susan Barnwell  
Sergio E. Bustos-Valdes  
William F. Conkright  
Lois T. Ellison  
Carol J. Endebrock  
Daniel S. Feldman  
Jerry J. Garnick  
Jack M. Ginsberg  
John C. Howard  
Joy G. Jones  
Armond M. Karow  
Mary M. Northington  
Lewis K. Parrish  
Emily Smotherman  
Barbara P. Stephens  
Ethel H. Tatro  
Rose Trencher  
Thomas G. Basler  
(ex-officio)

PARKING APPEALS COMMITTEE

J. Malcolm Kling, Chairman

Beatrice K. Basler  
Alfred E. Ciarlone  
Ina C. Ehrhart  
Frank H. Gearhart  
Mary M. Hamilton  
Patricia S. Hoff  
Robert P. Kaltenbach  
Patricia Mangum  
Donald V. Senecal  
Sam B. Wingfield

PLANNING COMMITTEE FOR PARKING FACILITIES

Alan B. Williams, Chairman

Walter C. Adamson, Jr.  
H. Alan Campbell  
John C. Evers  
Robert B. Morgan  
Robert R. Nesbit, Jr.  
Andrew Packo, Jr.  
James B. Puryear  
Geraldine Rinker  
Alex H. Vaughn

PATENT AND COPYRIGHTS COMMITTEE

Gerald W. Woods, Chairman  
James A. Blissit, Vice Chairman

Raymond C. Bard  
Paul J. Brucker  
Daniel S. Feldman  
Geoffrey E. King  
Barbara P. Stephens  
Alan B. Williams  
Francis I. Doyle, Patent Officer  
(ex-officio)

RADIATION SAFETY COMMITTEE

Mark Brown, Chairman

Jerry D. Allison  
H. Alan Campbell  
William H. Carlton  
Dickson B. Dunlap  
Lois T. Ellison  
Casimir Eubig  
Guy B. Faguet  
Arlie E. Fiveash  
J. Malcolm Kling  
David H. Pashley  
Winford H. Pool  
Sherwood M. Reichard  
William R. Wege  
Lois E. Wilson

SENIOR ADVISORY GROUP

Lois T. Ellison, Chairman

Raymond C. Bard  
Erie P. Blissit  
James A. Blissit  
Doris S. Frazier  
Fairfield Goodale  
Judson C. Hickey  
James B. Mathews  
George H. Nelson  
William H. Moretz  
P. Kenneth Morse  
Donald C. Novak  
James B. Puryear  
Sam A. Singal

SPACE UTILIZATION COMMITTEE

Alan B. Williams, Chairman

Walter C. Adamson, Jr.  
Raymond C. Bard  
James A. Blissit  
Lois T. Ellison  
Doris S. Frazier  
Fairfield Goodale  
Judson C. Hickey  
J. Malcolm Kling  
James B. Mathews  
William H. Moretz  
Donald C. Novak  
James B. Puryear  
Sam A. Singal  
Virginia Zachert

STUDENT FINANCIAL AID COMMITTEE

Thomas R. Pearre, Jr., Chairman

James C. Austin  
H. Alan Campbell  
Elizabeth A. Fain  
Laura A. Jones  
Jane V. King  
Raymond A. Lackman, Jr.  
Richard M. Martin  
Linda J. McKibben  
Margaret H. Prince  
Thomas H. Rosenquist  
Constance Singleton  
Kathleen P. Smith  
Sandra A. Smith  
Cheryl W. Wilkes





MEDICAL COLLEGE OF GEORGIA  
ADMINISTRATORS  
1979-80

President	Dr. William H. Moretz
Provost	Dr. Lois T. Ellison
Vice-President and Treasurer	Mr. James A. Blissit
Registrar	Dr. Walter M. Jones
Comptroller	Mr. H. Alan Campbell
Administrator for Hospital and Clinics	Mr. Donald C. Novak

DIVISION DIRECTORS

Continuing Education	Dr. Glen E. Garrison
Educational Research and Development	Dr. Maurice Levy
Facilities Planning	Dr. Alan B. Williams
Health Communications	Dr. Paul J. Brucker
Institutional Relations	Mr. James C. Austin
Internal Audits	Mr. Donald C. Smith
Laboratory Animal Resources	Dr. J. Malcolm Kling
Library	Mr. Thomas G. Basler
Personnel	Mr. John C. Evers
Physical Plant	Mr. W. Clay Adamson
Procurement	Mr. L. Kenneth Parrish
Public Safety	Mr. R. Bruce Morgan
Student Affairs	Dr. James B. Puryear
Systems and Computer Services	Dr. James B. Mathews

SCHOOL OF ALLIED HEALTH SCIENCES

Dean	Dr. Raymond C. Bard
Associate Dean of Academic Affairs	Dr. Biagio J. Vericella

Department Chairmen:

Associated Dental Sciences	Dr. Billy M. Pollard
Medical Illustration	Dr. Paul J. Brucker
Medical Record Administration	Ms. Sara R. Davenport
Medical Technology	Ms. Ann S. Anderson
Occupational Therapy	Ms. Nancy D. Prendergast
Physical Therapy	Dr. Bella J. May
Physician's Assistant	Dr. Jerry A. Smith
Radiologic Technologies	Mr. Scott T. Gregory
Respiratory Therapy	Mr. Richard W. Beckham

SCHOOL OF DENTISTRY

Dean	Dr. Judson C. Hickey
Associate Deans:	
Academic Affairs	Dr. Thomas J. Zwemer
Biological Sciences	Dr. Thomas R. Dirksen

Clinical Sciences  
Students

Dr. Leon A. Leonard  
Dr. Steve Kolas

Assistant Dean for Administration

Mr. Raymond A. Lackman

Department Chairmen:

Community Dentistry  
Endodontics  
Oral Biology  
Oral Medicine  
Oral Pathology  
Oral Surgery  
Orthodontics  
Pedodontics  
Prosthodontics  
Restorative Dentistry

Dr. James E. Williams  
Dr. Richard E. Walton  
Dr. Thomas R. Dirksen (Acting)  
Dr. Bruce H. Rice  
Dr. Ralph V. McKinney  
Dr. Edwin D. Joy  
Dr. Eugene H. Williamson  
Dr. David R. Myers  
Dr. Arthur O. Rahn  
Dr. Charles F. Morris

#### SCHOOL OF GRADUATE STUDIES

Dean

Dr. Sam A. Singal

Department Chairmen:

Anatomy  
Cell and Molecular Biology  
Associated Dental Sciences  
Endocrinology  
Medical Illustration  
Medical Technology  
Occupational Therapy  
Oral Biology  
Pharmacology  
Physical Therapy  
Physiology

Dr. Dale E. Bockman  
Dr. Titus H.J. Huisman  
Dr. Billy M. Pollard  
Dr. Virendra B. Mahesh  
Dr. Paul J. Brucker  
Ms. Ann S. Anderson  
Ms. Nancy D. Prendergast  
Dr. Thomas R. Dirksen (Acting)  
Dr. Lowell M. Greenbaum  
Dr. Bella J. May  
Dr. Robert C. Little

#### SCHOOL OF MEDICINE

Dean

Dr. Fairfield Goodale

Associate Deans:

Admissions  
Basic Sciences  
Business Affairs  
Clinical Sciences  
Curriculum  
Special Programs  
Students

Dr. Boyd D. Sisson  
Dr. Thomas F. McDonald  
Mr. Eddie K. Parker  
Dr. Joseph P. Bailey  
Dr. Terrence T. Kuske  
Dr. Russell R. Moores  
Dr. Margaret B. DeVore

Assistant Deans:

Affiliated Programs-Columbus  
Affiliated Programs-Macon

Dr. C. Daniel Cabiness  
Dr. Kenneth C. Henderson

Affiliated Programs-Savannah  
Educational Programs-University Hospital  
Hospital Affairs  
Veteran Affairs

Dr. Carl L. Rosengart  
Dr. Victor A. Moore  
Mr. Donald C. Novak  
Dr. James W. Holsinger

Medical Director of Georgia War  
Veterans Nursing Home

Dr. Arthur O. Gelbart

Department Chairmen:

Anatomy  
Anesthesiology  
Cell and Molecular Biology  
Dermatology  
Endocrinology  
Family Practice  
Medicine  
Neurology  
Obstetrics/Gynecology  
Ophthalmology  
Pathology  
Pediatrics  
Pharmacology  
Physiology  
Psychiatry  
Radiology  
Surgery

Dr. Dale E. Bockman  
Dr. Zachariah W. Gramling  
Dr. Titus H.J. Huisman  
Dr. J. Graham Smith  
Dr. Virendra B. Mahesh  
Dr. Jon C. Calvert  
Dr. Paul D. Webster  
Dr. Joseph B. Green  
Dr. William A. Scoggin  
Dr. Malcolm N. Luxenberg  
Dr. Arthur B. Chandler  
Dr. Alexander F. Robertson  
Dr. Lowell M. Greenbaum  
Dr. Robert C. Little  
Dr. E. Mansell Pattison  
Dr. Winford H. Pool  
Dr. Arlie R. Mansberger

SCHOOL OF NURSING

Dean

Ms. Doris S. Frazier (Acting)

Associate Deans:

Undergraduate Program  
Graduate Program

Dr. Linda A. Ellis  
Vacant

Assistant Deans:

Business Affairs  
SONAT

Mr. Aubrey A. Fuller  
Dr. Natividad Ngo

Department Chairman:

Adult Nursing  
Community Nursing  
Maternal-Child Nursing  
Mental Health-Psychiatric Nursing  
Nursing Administration

Dr. Ethel H. Tatro  
Vacant  
Vacant  
Vacant  
Vacant

SOURCE: President's Office  
May, 1980

CHIEF ADMINISTRATIVE OFFICERS OF MCG

1833 - 1980

Deans:

1833 - 1836	Lewis DeSaussure Ford
1836 - 1844	Paul Fitzsimmons Eve
1844 - 1857	George M. Newton
1857 - 1861	Ignatius Poultney Garvin
1861 - 1876	Louis Alexander Dugas
1876 - 1880	H. W. DeSaussure Ford
1880 - 1884	George Washington Raines
1884 - 1893	Edward Geddings
1893 - 1894	H. W. DeSaussure Ford
1894 - 1896	Thomas Russell Wright
1896 - 1903	Eugene Foster
1903 - 1906	H. W. DeSaussure Ford
1906 - 1910	Joseph Eve Allen
1910 - 1924	William Henry Doughty, Jr.
1924 - 1932	William Henry Goodrich
1932 - 1934	William Lorenzo Moss
1934 - 1950	George Lombard Kelly

Presidents:

1950 - 1953	George Lombard Kelly
1953 - 1958	Edgar Rudolph Pund
1958 - 1972	Harry Barron O'Rear
1972 - Present	William Henry Moretz

Between the years 1833 - 1950, the administrator of MCG was a dean. In 1950 the Medical School became an independent institution in the University System; thus, G. Lombard Kelly was appointed to be the first president of the Medical College of Georgia.

# 1979-80 BOARD OF REGENTS OF THE UNIVERSITY SYSTEM OF GEORGIA

The Board of Regents of the University System of Georgia was established in 1932 to govern the State's 33 institutions of higher education. Consisting of fifteen members appointed by the Governor for terms of seven years each, the Board selects its own officers and appoints a chancellor as its chief administrator. The membership of the Board of Regents and a list of the officers and staff are provided below.

<u>REGENTS</u>	<u>DISTRICT</u>	<u>TERM</u>
Rufus B. Coody	State-at-Large	1/8/76 - 1/1/83
Marie W. Dodd	State-at-Large	5/17/78 - 1/1/81*
Jessie Hill, Jr.	State-at-Large	5/17/78 - 1/1/85
O. Torbitt Ivey, Jr.	State-at-Large	1/6/77 - 1/1/84
Milton Jones	State-at-Large	1/1/74 - 1/1/81
Erwin A. Friedman	First	1/8/76 - 1/1/83
William T. Divine, Jr.	Second	1/23/80 - 1/1/82*
John H. Robinson, III	Third	8/1/79 - 1/1/86
Scott Candler, Jr.	Fourth	1/6/77 - 1/1/84
Elridge W. McMillan	Fifth	1/27/75 - 1/1/82
Lamar R. Plunkett	Sixth	5/17/78 - 1/1/85
Lloyd L. Summer, Jr.	Seventh	1/18/80 - 1/1/87
Thomas H. Frier, Sr.	Eighth	5/17/78 - 1/1/85
Sidney O. Smith, Jr.	Ninth	1/18/80 - 1/1/87
Julius F. Bishop	Tenth	8/1/79 - 1/1/86

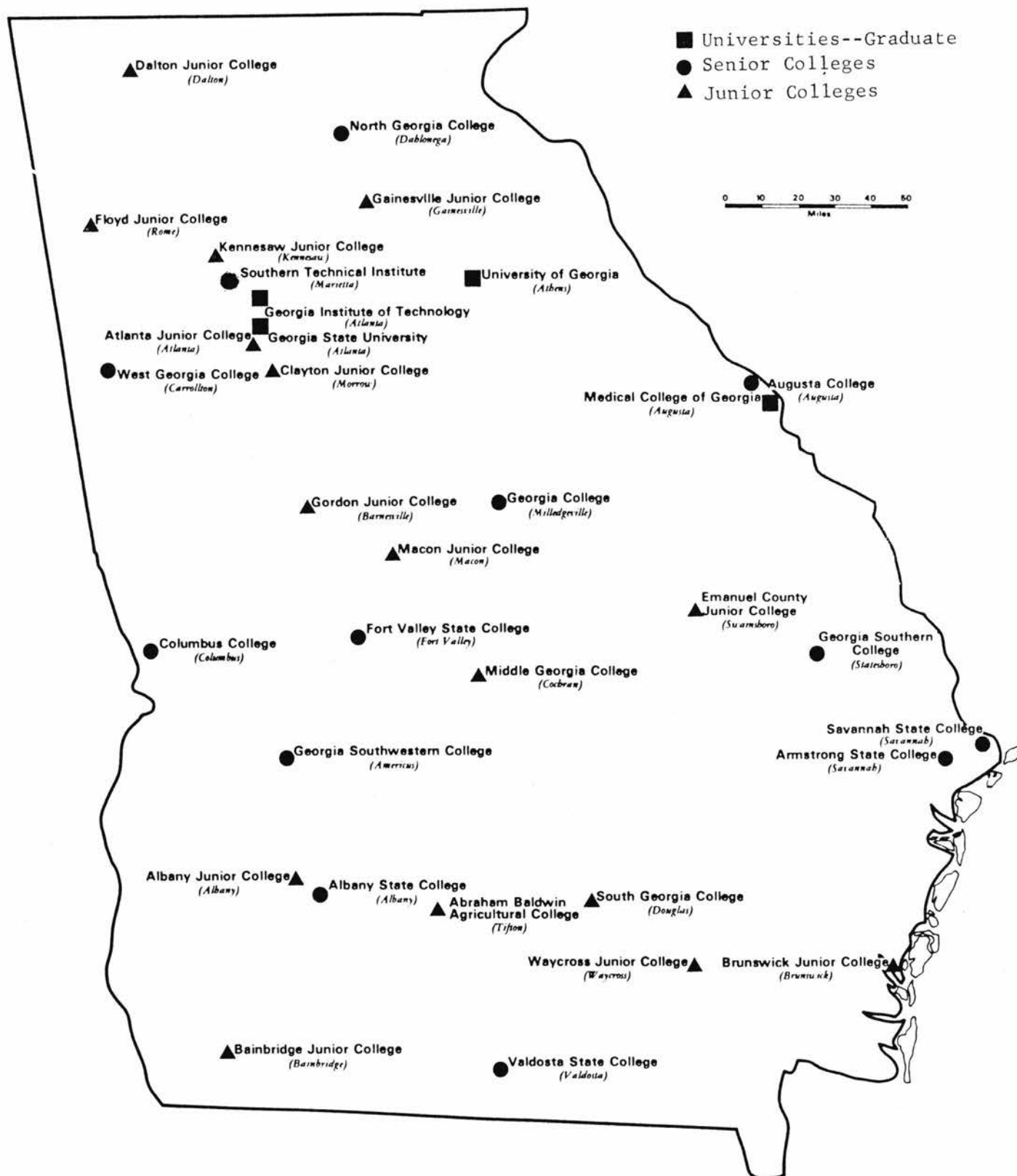
\*Unexpired portion of seven-year term.

## OFFICERS AND STAFF

Erwin A. Friedman	Chairman
Lamar R. Plunkett	Vice Chairman
Vernon Crawford	Chancellor (Acting Chancellor until May 20, 1980)
George A. Christenberry	Acting Vice Chancellor
Henry G. Neal	Executive Secretary
H. Dean Propst	Vice Chancellor for Academic Development
Frank C. Dunham	Vice Chancellor for Facilities
Shealy E. McCoy	Vice Chancellor for Fiscal Affairs and Treasurer
Harry B. O'Rear	Vice Chancellor for Health Affairs
Haskins R. Pounds	Vice Chancellor for Planning
Mario J. Goglia	Vice Chancellor for Research
Howard Jordan, Jr.	Vice Chancellor for Services
Mary Ann Hickman	Assistant Vice Chancellor for Academic Development
Robert M. Joiner	Assistant Vice Chancellor for Communications
Jacob H. Wamsley	Assistant Vice Chancellor for Fiscal Affairs
Gordon M. Funk	Assistant Vice Chancellor for Fiscal Affairs - Accounting Systems and Procedures
Roger Mosshart, Jr.	Assistant Vice Chancellor for Fiscal Affairs - Budgets
Thomas F. McDonald	Assistant Vice Chancellor for Student Services
Joe B. Lawley	Assistant Executive Secretary
Patrick W. McKee	Assistant to the Executive Secretary
John A. Heetderks	Director of Academic Data Analysis

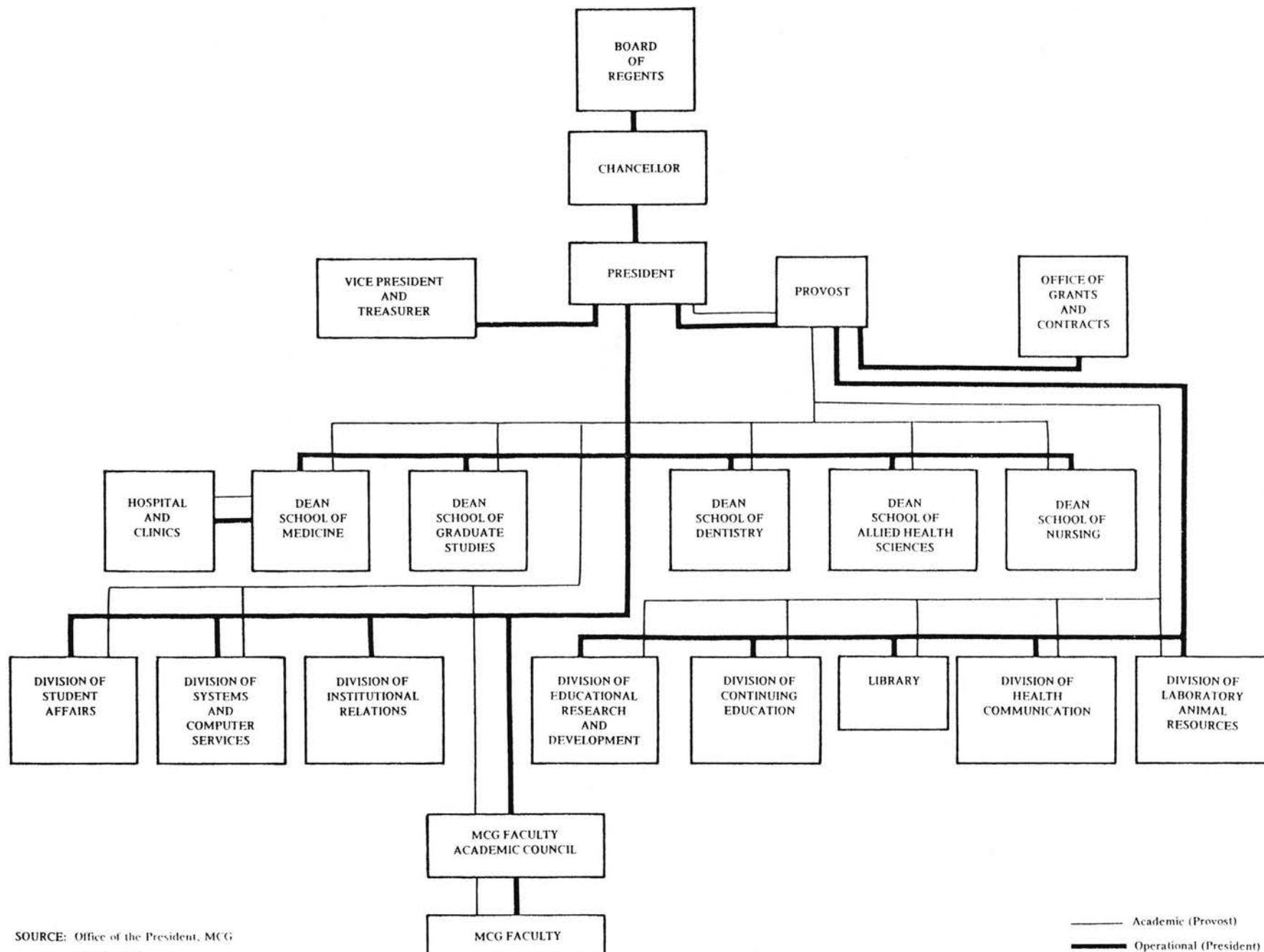
SOURCE: Executive Secretary, Board of Regents  
Office of the President, MCG  
April, 1980

# INSTITUTIONS OF THE UNIVERSITY SYSTEM OF GEORGIA



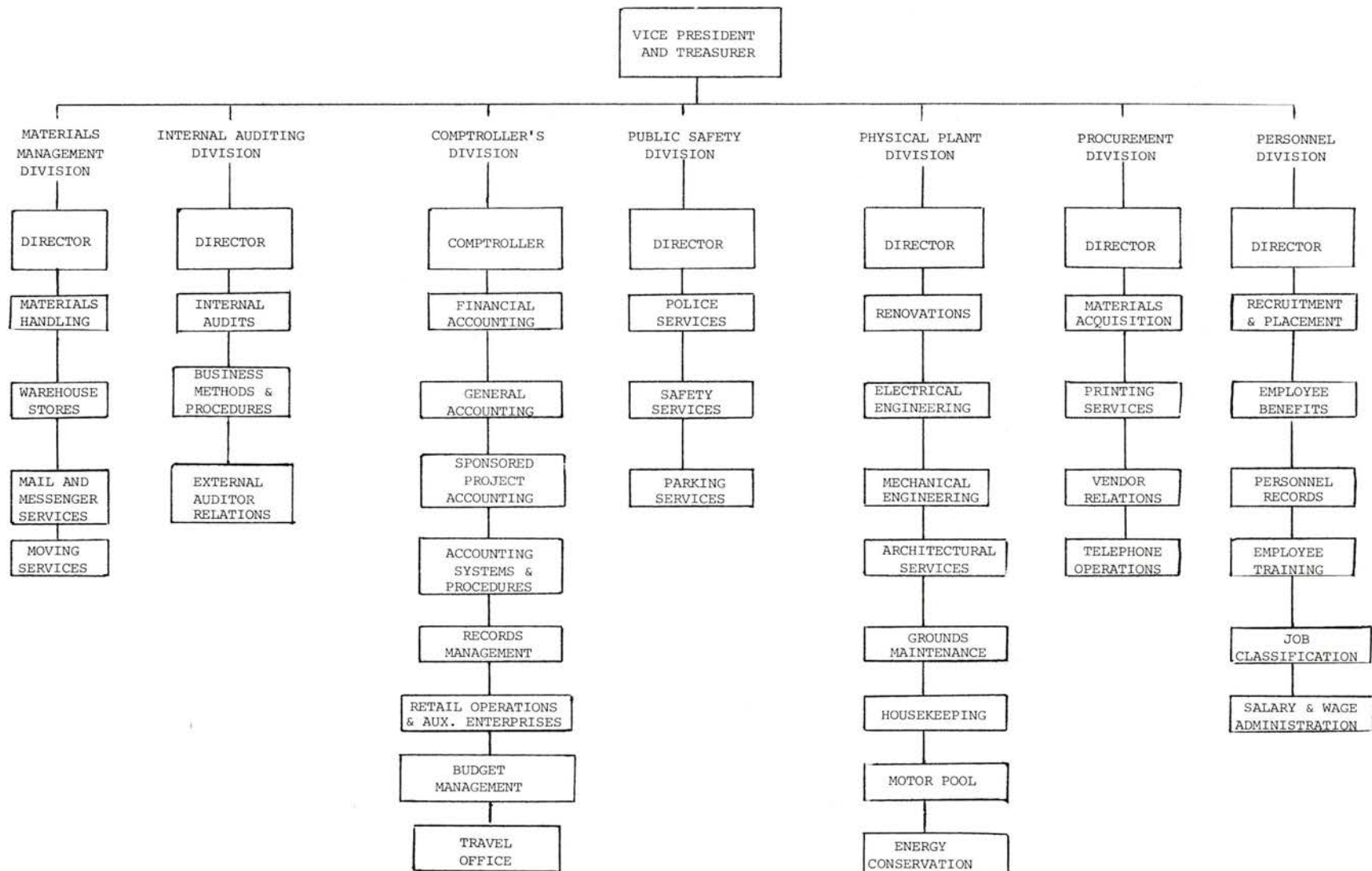
SOURCE: The System Summary  
January, 1980

MEDICAL COLLEGE OF GEORGIA  
ORGANIZATIONAL CHART  
1979 - 1980



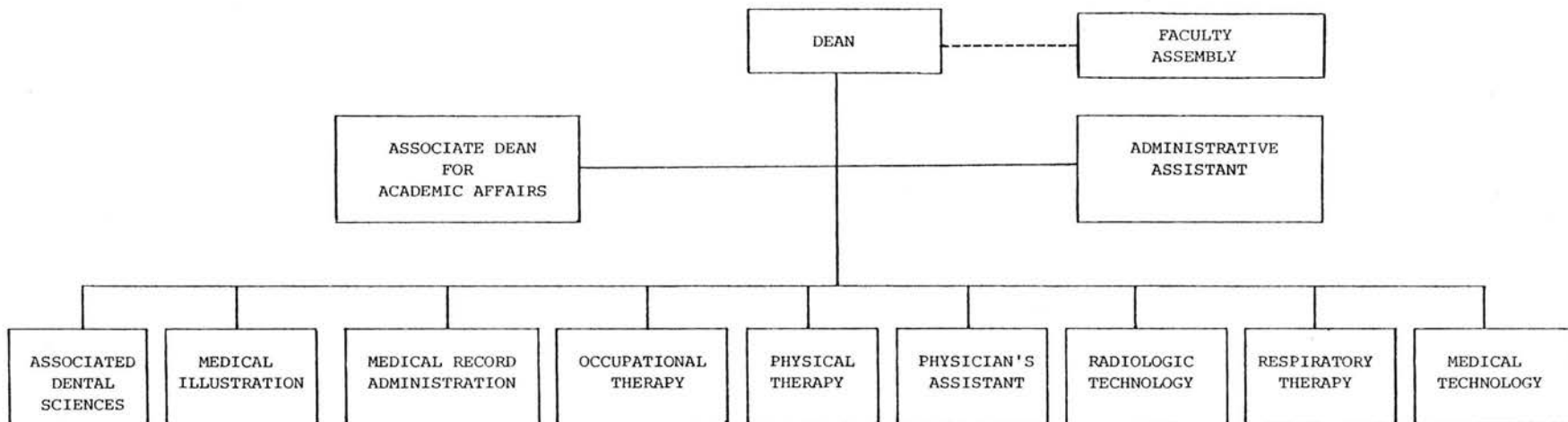
SOURCE: Office of the President, MCG  
March, 1980

ORGANIZATIONAL CHART  
BUSINESS AFFAIRS  
1979-1980



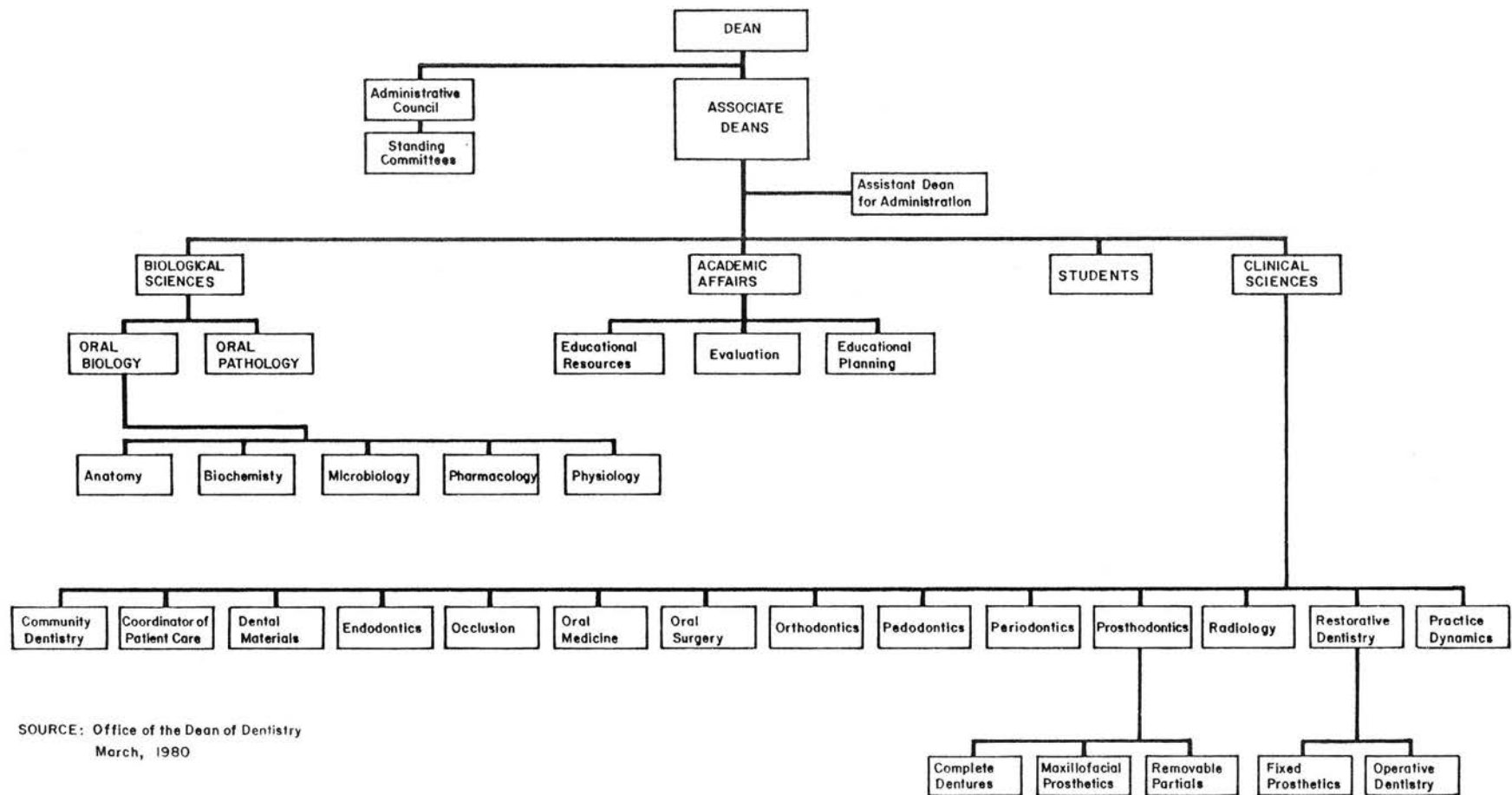
SOURCE: Office of the Vice President  
March, 1980

ORGANIZATIONAL CHART  
THE SCHOOL OF ALLIED HEALTH SCIENCES  
1979-1980



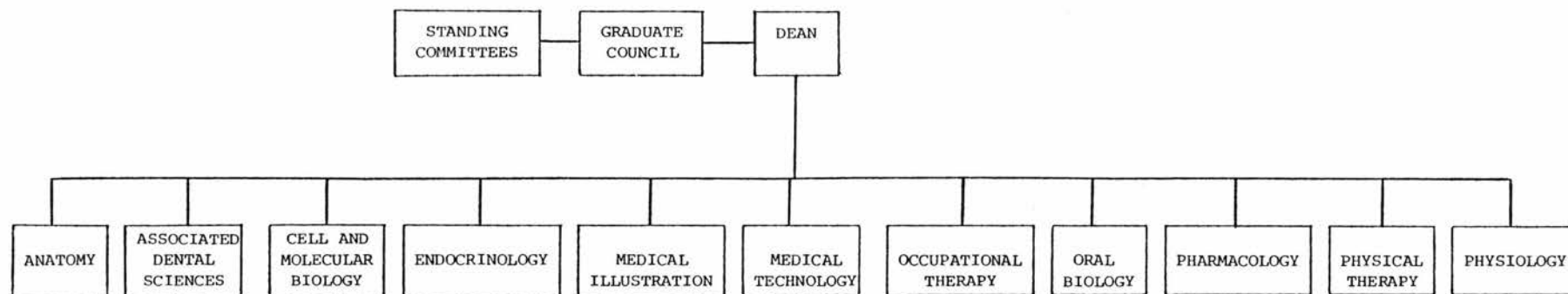
SOURCE: Office of the Dean of Allied Health Sciences  
March, 1980

ORGANIZATIONAL CHART  
THE SCHOOL OF DENTISTRY  
1979 - 1980



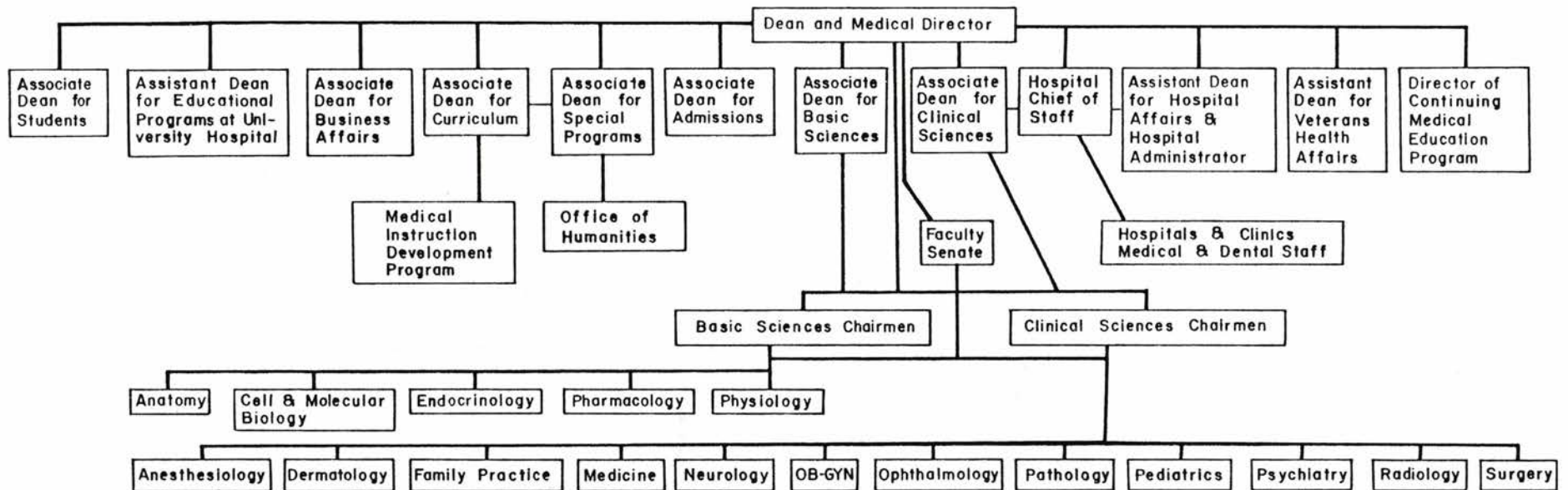
SOURCE: Office of the Dean of Dentistry  
March, 1980

ORGANIZATIONAL CHART  
THE SCHOOL OF GRADUATE STUDIES  
1979-80



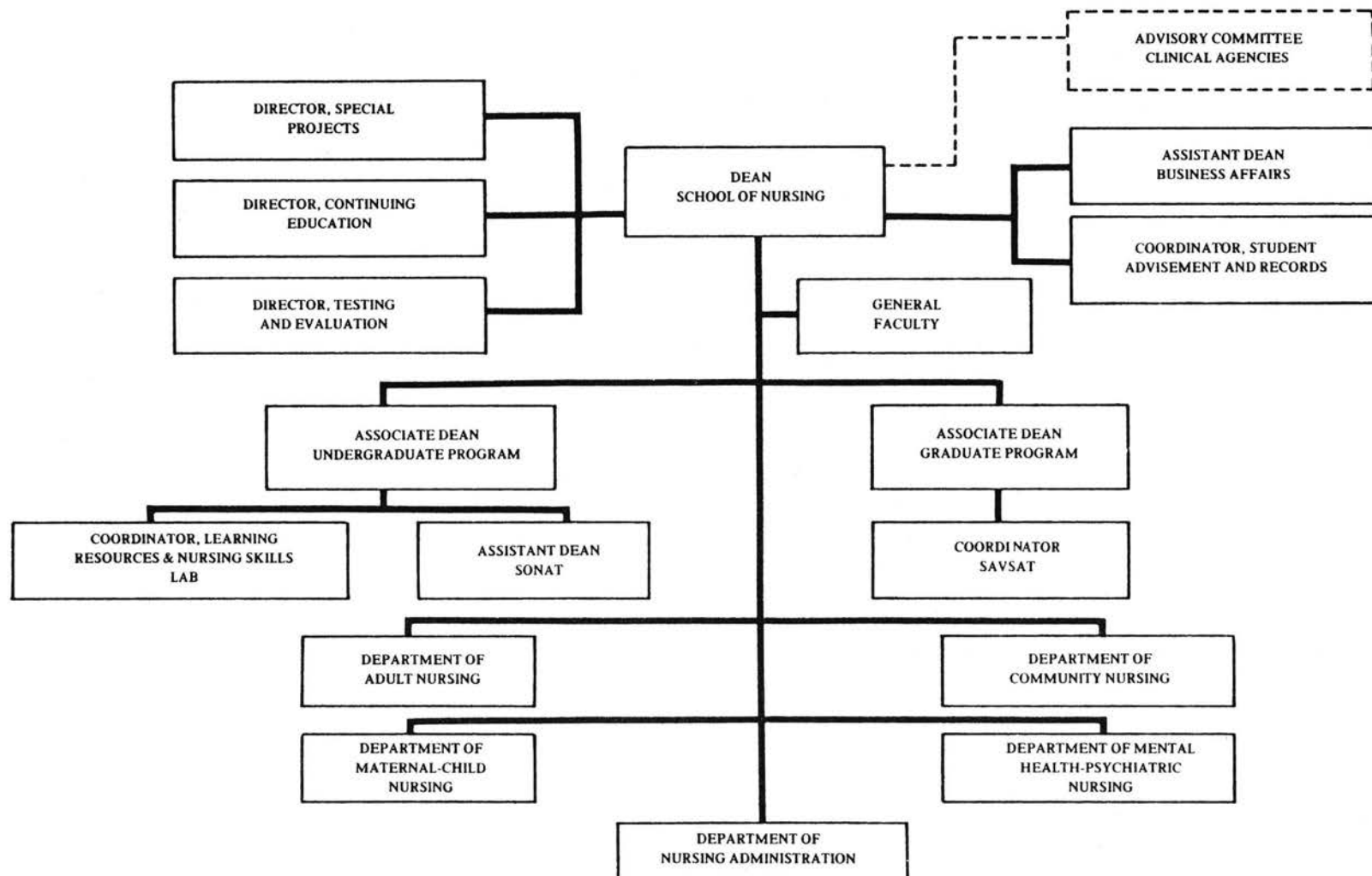
SOURCE: Office of the Dean of Graduate Studies  
March, 1980

ORGANIZATIONAL CHART  
THE SCHOOL OF MEDICINE  
1979-1980



SOURCE: Office of the Dean of Medicine  
March, 1980


ORGANIZATIONAL CHART  
THE SCHOOL OF NURSING  
1979 - 1980



SOURCE: Office of the Dean of Nursing  
March, 1980

# Budget and Physical Plant 4

---



FINANCIAL SUMMARY  
MEDICAL COLLEGE OF GEORGIA

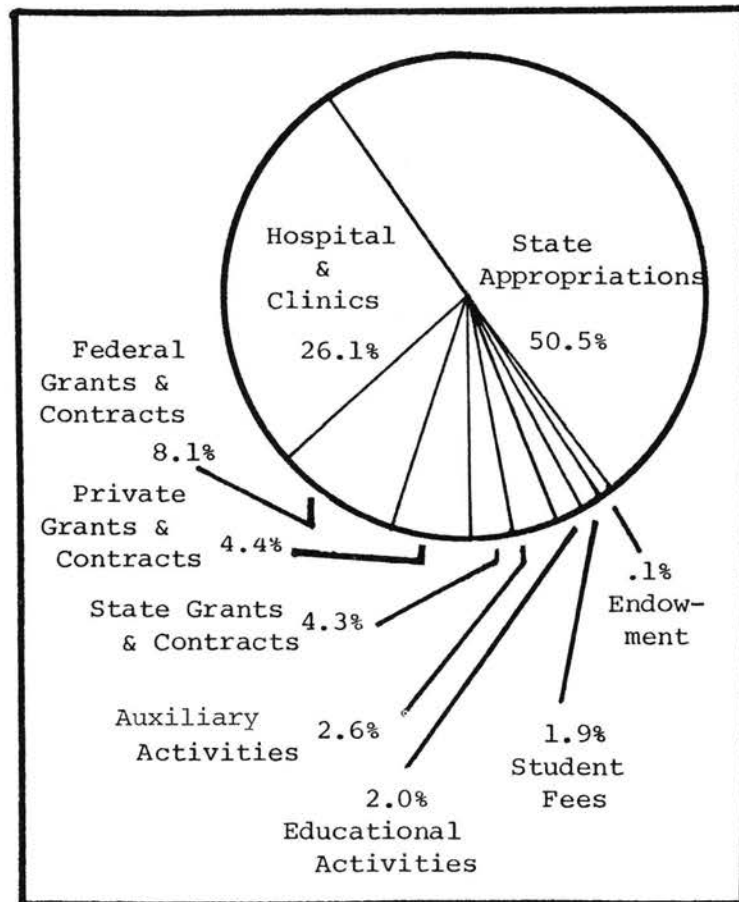
	FY 1980		FY 1979		FY 1970	
	Amount	% of Total	Amount	% of Total	Amount	% of Total
<b>FUNDS AVAILABLE</b>						
Student Fees	\$ 1,876,744	1.9	\$ 1,751,402	1.9	\$ 523,558	2.4
State Appropriation	49,872,502	50.5	45,593,850	49.8	12,558,000	56.4
Federal Grants & Contracts	8,036,293	8.1	7,732,398	8.5	3,546,709	15.9
State Grants & Contracts	4,300,721	4.3	4,099,855	4.5	552,327	2.5
Private Grants & Contracts	4,306,502	4.4	4,039,841	4.4	726,203	3.3
Endowment Income	97,602	0.1	71,500	0.1	20,000	0.1
Sales & Services of						
Educational Activities	2,008,537	2.0	1,664,513	1.8	188,521	0.8
Sales & Services of						
Auxiliary Activities	2,523,735	2.6	2,401,878	2.6	821,116	3.7
Sales & Services of						
Hospital & Clinics	25,761,206	26.1	24,145,010	26.4	3,325,096	14.9
Other Sources	22,253	-0-	12,121	-0-	4,847	-0-
<b>TOTAL FUNDS AVAILABLE</b>	<u>\$98,806,095</u>	<u>100.0</u>	<u>\$91,512,368</u>	<u>100.0</u>	<u>\$22,266,377</u>	<u>100.0</u>
<b>FUNDS APPLIED</b>						
Educational & General						
Instruction & Research	\$36,051,023	36.6	\$33,006,076	36.3	\$ 8,392,368	37.7
Academic Support	2,820,375	2.9	2,536,545	2.8	1,014,731	4.5
Student Services	497,511	0.5	465,960	0.5	138,196	0.6
Institutional Support	5,016,379	5.1	4,514,003	5.0	1,105,440	5.0
Operation & Maintenance of Plant	4,077,192	4.1	3,958,422	4.3	641,519	2.9
Scholarships & Fellowships	441,192	0.4	461,459	0.5	107,540	0.5
<b>Total Education &amp; General</b>	<u>\$48,903,672</u>	<u>49.6</u>	<u>\$44,942,465</u>	<u>49.4</u>	<u>\$11,399,794</u>	<u>51.2</u>
Auxiliary Enterprises	2,391,807	2.4	2,202,450	2.4	806,824	3.6
Hospital & Clinics	47,275,515	48.0	43,822,002	48.2	10,046,245	45.2
<b>TOTAL FUNDS APPLIED</b>	<u>\$98,570,994</u>	<u>100.0</u>	<u>\$90,966,917</u>	<u>100.0</u>	<u>\$22,252,863</u>	<u>100.0</u>

SOURCE: Office of Vice President and Treasurer, MCG  
August, 1980

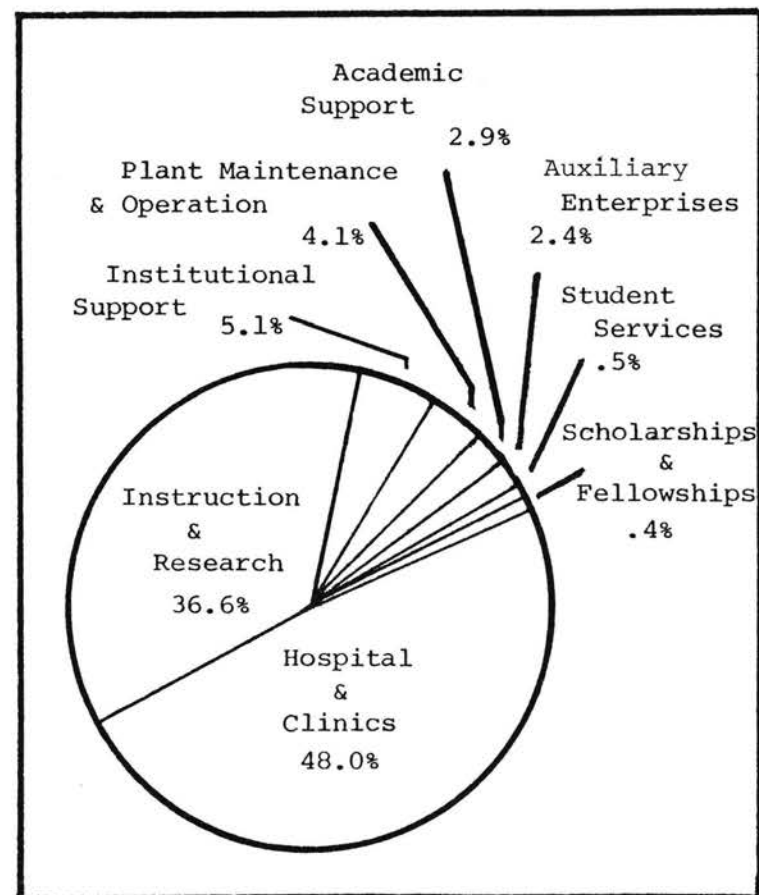
# FUNDS AVAILABLE AND FUNDS APPLIED (By Percentages)

MEDICAL COLLEGE OF GEORGIA 1979-80

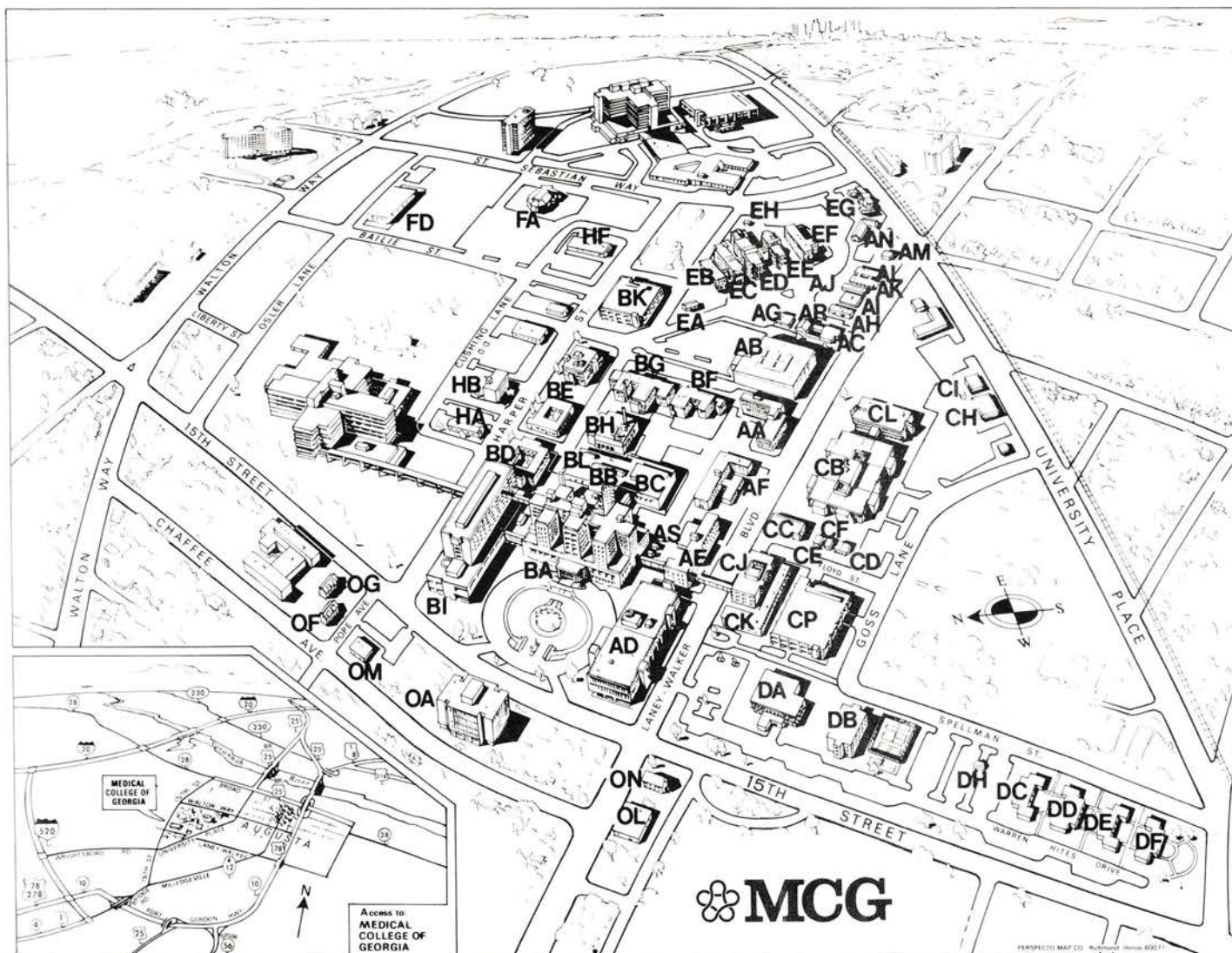
## FUNDS AVAILABLE



## FUNDS APPLIED



SOURCE: Office of Vice President & Treasurer, MCG  
August, 1980



- |  |  |
|--|--|
| Administration/ G. Lombard Kelly Building (AA)   | Motor Pool (AM)  |
| Alumni Activities House (EA)                     | Murphey Building (BF)                                    |
| Auditoria Center (BC)                            | Nancy Cobb House (ON)                                    |
| Banking Building (AS)                            | Nursing, School of (BE)                                  |
| Central Energy Plant (BH)                        | Outpatient Clinic (CJ)                                   |
| Dentistry, School of (AD)                        | Outpatient Clinic Offices (CK)                           |
| Dermatology Clinic (OF)                          | Pavillion (BD)   |
| Dermatology Department (OM)                      | Children and Youth Clinic (CE)                           |
| Dugas Building (BG)                              | Pediatric Dental Clinic (CF)                             |
| Family Practice Building (EG)                    | Perkins Building (HA)                                    |
| Family Planning Social Services (CD)             | Personnel Building (CC)                                  |
| Georgia War Veterans Nursing Home (OA)           | Physical Therapy Building (CH)                           |
| Georgia Radiation Therapy Center at Augusta (FA) | Physical Plant Shop (FD)                                 |
| Goss Lane Parking Deck (CP)                      | Protein Chemistry Laboratory (AC)                        |
| Grounds Maintenance Hut (EH)                     | Public Safety (AN)                                       |
| Hamilton Wing (CL)                               | Research Wing (BB)                                       |
| Harper Street Parking Deck (BK)                  | Research and Education/<br>Carl T. Sanders Building (CB) |
| Hospital/Talmadge Memorial Hospital (BA)         | William F. Hamilton Wing (CC)                            |
| Hospital/Sydenstricker Wing (BI)                 | Residence I (AE)   |
| 1403 Laney-Walker Blvd. Offices (AL)             | Residence II (AF)  |
| 1411 Laney-Walker Blvd. Offices (AJ)             | Residence IV (DB)  |
| 1431 Laney-Walker Blvd. Offices (AH)             | Sickle Cell Administration/Education (AG)                |
| Library (AB)                                     | Sickle Cell Adult Clinic (OL)                            |
| Marks Building (HF)                              | Systems & Computer Services Admin. (CI)                  |
| MCG Village (DA-DF)                              | Student Center (DA)                                      |
| Apartments A (DC)                                | Sydenstricker Wing (BI)                                  |
| Apartments B (DD)                                | Talmadge Memorial Hospital (BA)                          |
| Apartments C (DE)                                | Research Wing (BB)                                       |
| Apartments D (DE)                                | Vending Building (AT)                                    |
| Security Station (DH)                            | Warehouse/Laundry (BL)                                   |
| Residence IV (DB)                                |  |
| Medical Arts Building-1467 Harper (HB)           |  |
| Medical Research Foundation Building (OG)        |  |
| Milton Antony Complex (EA-EF)                    |  |
| Barrett Wing (EC)                                |  |
| Central Wing (ED)                                |  |
| Jennings Wing (EB)                               |  |
| Lamar Wing (EE)                                  |  |
| MTOT (EF)  |  |

MEDICAL COLLEGE OF GEORGIA  
FACILITIES

<u>BUILDING NAME AND CODE</u>	<u>DATE OF CONSTRUCTION</u>	<u>DATE OCCUPIED</u>	<u>NET ASSIGNABLE AREA (SQ. FT.)</u>
AA Kelly-Administration Building	1954	1954	24,352
AB MCG Library	1963	1963	61,674
AC Protein Chemistry Laboratory	1950	1967	3,517
AD School of Dentistry Building	1970	1971	106,966
AE Residence I	1956	1956	24,899
AF Residence II	1956	1956	18,392
AG Sickie Cell Administration	1973	1973	1,163
AH 1431 Laney-Walker Offices	1952	1975	5,045
AJ 1411 Laney-Walker Boulevard	1953	1979	3,197
AK Respiratory Therapy Department	1952	1975	3,254
AL 1403 Laney-Walker Offices	1952	1975	2,974
AM Motor Pool Service Station	1950	1976	1,509
AN Public Safety Division	1950	1974	3,186
AP Clinic-Ramp	1973	1973	305
AR Sickie Cell Education	1967	1967	1,992
AS Banking Building	1978	1978	324
AT Vending Building	1978	1978	342
BA Talmadge Memorial Hospital	1956	1956	266,215
BB Research Wing	1960	1961	30,137
BC Auditoria Center	1956	1956	14,700
BD Pavillon	1954	1954	26,967
BE School of Nursing	1954	1955	10,202
BF Murphey Building	1939	1939	17,415
BG Dugas Building	1939	1939	26,209
BH Central Energy Plant	1975	1975	3,695
BI Sydenstricker Wing	1976	1976	184,766
BJ Chemical Storage Shed	1948	1948	252
BK MCG Harper Street Deck	1975	1976	84,948
BL Laundry/Warehouse	1956	1956	35,207
CB Sanders R & E Building	1970	1970	184,289
CC Personnel Building	1950	1966	5,317
CD Family Planning Social Services	1968	1968	1,014
CE Children & Youth Clinic	1968	1968	3,150
CF Pediatric Dental Clinic	1968	1968	1,166
CH Physical Therapy Building	1970	1970	8,126
CI Systems & Computer Services Administration	1970	1970	3,624
CJ Outpatient Clinic	1973	1973	39,766
CK Outpatient Clinic Offices	1957	1974	13,777
CL Hamilton Wing	1977	1977	24,093
CM Nuclear Refuse	1970	1970	324
CP MCG Goss Lane Deck	1975	1976	84,950
DA MCG Student Center	1967	1967	20,709
DB MCG Village Residence IV	1967	1968	15,620
DC MCG Village Apartments A	1967	1968	11,544
DD MCG Village Apartments B	1967	1968	11,544
DE MCG Village Apartments C	1967	1968	11,544
DF MCG Village Apartments D	1967	1968	9,040
DG MCG Village Laundry	1967	1968	319
DH MCG Village Security Station	1973	1974	233

# FACILITIES (cont)

<u>BUILDING NAME AND CODE</u>	<u>DATE OF CONSTRUCTION</u>	<u>DATE OCCUPIED</u>	<u>NET ASSIGNABLE AREA (SQ. FT.)</u>
EA Alumni Activities House	1936	1975	2,135
EB Jennings Wing, MAC	1945	1977	12,441
EC Barrett Wing, MAC	1915	1977	35,077
ED Central Wing, MAC	1915	1974	64,190
EE Lamar Wing, MAC	1915	1974	35,312
EF MTOT Building, MAC	1935	1974	14,204
EG Family Practice Building	1937	1975	13,166
EH Grounds Maintenance Hut	1945	1973	1,131
EI Housekeeping Trailer	1968	1968	279
EJ Locksmith Trailer	1968	1968	349
*FA GA Radiation Center at Augusta	1980	1980	20,000
*FD Physical Plant Shop	1980	1980	20,065
HB Medical Arts Building-1467 Harper Street	1955	1978	2,020
HH 1423 Harper Street	1958	1980	2,000
LA Perkins Building	1957	1967	1,661
LB Marks Building	1957	1967	6,548
**OB MCG Animal Care-Gracewood	1965	1965	12,441
OF Dermatology Clinic	1970	1979	4,320
OL Sickie Cell Adult Clinic	1950	1972	1,376
OM Dermatology Department	1970	1979	3,424
ON Nancy Cobb House	1945	1973	1,128
**OP Athens School of Nursing	1965	1974	2,256
**OS Theta Kappa Psi Fraternity House	1969	1969	3,220

\*Buildings under construction. Year given is date of expected occupation.

\*\*Buildings off campus.

SOURCE: Office of Facilities Planning  
January, 1980

## NET ASSIGNABLE AREA BY ROOM USE (as of September, 1979)

<u>ROOM USE AND DESCRIPTION</u>	<u>NET ASSIGNABLE AREA (SQ. FT.)</u>
Classroom Facilities - general classroom, projection room, large lecture room, etc.	48,855
Laboratory Facilities - class and nonclass laboratory and laboratory service, etc.	166,453
Office Facilities - office for administrators, supervisors, faculty and secretaries, conference room, office service, etc.	326,912
Study Facilities - individual study room, open stack reading room, etc.	56,258
Special Use Facilities - animal quarters, audio/visual, radio, television, etc.	35,013
General Use Facilities - food facilities, lounge, merchandising facilities, data processing/computer, shop, storage, vehicle storage facilities, etc.	383,623
Health Care Facilities - patient bedroom, nurse station, surgery treatment, exam room, public waiting for health care, etc.	318,718
Residential Facilities - dormitory, apartment, etc.	107,318


SOURCE: Office of Facilities Planning  
September, 1979

NET ASSIGNABLE AREA BY SCHOOLS AND DIVISIONS  
(as of September, 1979)

SCHOOLS AND DIVISIONS	NET ASSIGNABLE AREA (SQ. FT.)	SCHOOLS AND DIVISIONS	NET ASSIGNABLE AREA (SQ. FT.)	SCHOOLS AND DIVISIONS	NET ASSIGNABLE AREA (SQ. FT.)
ALLIED HEALTH SCIENCES		Pharmacology	7,747	OUTPATIENT CLINIC (SCHOOL OF MEDICINE)	
Administration	937	Physiology	16,796	Administration	1,662
Associated Dental Sciences	1,505	Anesthesiology	10,409	Dermatology	2,826
Medical Illustration	4,192	Dermatology	5,105	Surgery/Neurology	4,291
Medical Records Administration	3,762	Endocrinology	11,386	OB/GYN	3,370
Medical Technology	12,102	Medicine-General	11,905	Medicine	4,359
Radiologic Technologies	3,694	Cardiology	3,440	Urology	3,193
Occupational Therapy	14,536	Heart Catheterization Lab	3,773	Residence III Clinic	2,698
Physical Therapy	8,126	Metabolism & Endocrinology	4,050	Pediatrics	6,692
Respiratory Therapy	3,254	Gastroenterology	470	Immediate Care	4,294
Physician's Assistant	1,710	Hematology	3,966	Medicine Diagnostic	5,872
		Infectious Diseases	1,998		
SCHOOL OF DENTISTRY		Pulmonary	1,676	BUSINESS AFFAIRS	
Administration	35,766	Nephrology	4,787	Vice President & Treasurer	819
Developmental Dental Studies	2,070	Rheumatology	3,887	Internal Audits	445
Oral Pathology	2,757	Hypertension & Clinical	3,644	Comptroller	28,820
Oral Biology-Anatomy	4,483	Pharmacology		Personnel	5,317
Biochemistry	2,669	Neurology	13,001	Materials Management	42,334
Microbiology	2,836	Obstetrics & Gynecology	11,945	Mail & Messenger Services	1,914
Pharmacology	2,836	Ophthalmology	2,122	Procurement	8,418
Physiology	2,454	Family Practice	14,785	Physical Plant Supervision	49,314
Pedodontics	3,821	Pathology	49,719	Public Safety Division	5,066
Periodontics	4,825	Pediatrics	20,396	Parking Decks	170,589
Orthodontics	3,246	Psychiatry	12,862		
Oral Medicine	2,771	Radiology	28,779	ADMINISTRATION	
Coordinator of Patient Care	10,724	Surgery	34,978	President	3,127
Endodontics	3,335			Facilities Planning	352
Radiology	1,250	SCHOOL OF NURSING		Institutional Relations	
Prosthodontics	3,515	Administration	15,590	Administration	3,782
Removable Prosthodontics Lab	816	Adult Nursing	2,265	Student Affairs	
Restorative Dentistry	6,680	Mental Health Psychiatry	982	Administration	11,507
Restorative Laboratory	656	Nursing Administration	430	Student Admissions & Records	14,082
Dental Physical Sciences	2,620	Maternal Child Nursing	1,158	Student Financial Aid	529
Dental Auxiliary Utilization	2,225	Distributive Nursing	1,068	Residence I	24,899
Restorative Dentistry-Occlusion	3,040			Residence II	18,072
Oral Surgery	3,060	HOSPITAL & CLINICS (SCHOOL OF MEDICINE)		Residence IV	15,620
Community Dentistry	2,516	Hospital Administration	18,788	Residence V	43,672
		Admissions	5,063	Systems & Computer Services	
SCHOOL OF GRADUATE STUDIES		Patient Accounting	2,692	Administration	1,768
Dean of Graduate Studies	650	Therapy, Respiratory	1,425	Research & Educational Support	1,704
		Medical Records	10,453	Systems Development	5,069
SCHOOL OF MEDICINE		Pharmacy	7,807	Biomedical Engineering	4,973
Administration	49,061	Central Supply	12,129	Computer Services	4,887
R & E Services	9,291	Dietary	17,637	Provost	684
Curriculum	2,655	Laundry	10,470	Grants and Contracts	748
Computer Assisted Instruction	1,490	Nursing Service	146,834	Educational Research & Development	879
Affiliated Programs-Administration	867	Social Services	240	Health Communications-Director	323
Humanities	516	Physical Therapy	4,432	Medical Illustration Services	3,293
Anatomy	20,969	Blood Gas Lab	992	Television Services	5,190
EM Lab	3,474	Occupational Therapy	2,969	Classroom Support	1,505
Cell & Molecular Biology	41,249	Nursing Service-In Service	3,343	Laboratory Animal Resources	31,022
Sickle Cell Center	5,659	Operating Room-Administration	17,375	Continuing Education	2,005
				Library	25,515

SOURCE: Office of Facilities Planning  
September, 1979





MCG OUTSTANDING FACULTY  
OF 1979-80

An outstanding faculty member is selected annually by faculty of each school.  
Awards are presented by the MCG Faculty Organization.

ALLIED HEALTH

Susan A. Bemis, M.S.

Associate Professor and Assistant Chairman  
Department of  
Physical Therapy

DENTISTRY

C. Douglas Smith, D.D.S.

Associate Professor  
Department of  
Restorative Dentistry

GENERAL PROGRAMS

Richard E. Pogue, Ph.D.

Professor and Associate Director  
Division of Systems and Computer Services

MEDICINE

Elaine B. Feldman, M.D.

Professor and Chief of  
Section of Nutrition  
Department of Medicine

NURSING

Martha W. Sacksteder, M.S.

Assistant Professor  
Department of Adult Nursing

SOURCE: MCG Faculty Office  
May, 1980

## MCG FACULTY

### DEFINITIONS:

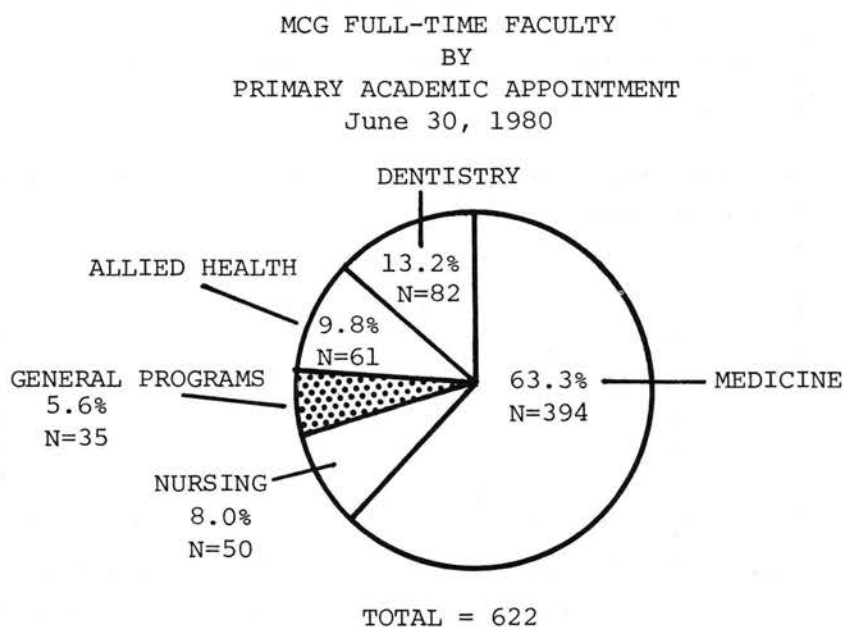
Instructional Faculty - Faculty with an academic appointment whose primary responsibility is not administrative. This includes all faculty at the level of department chairman and below. (Total full-time Instructional Faculty, June 30, 1980 = 578.)

Administrative Faculty - Faculty whose primary responsibility is administrative. This generally includes all faculty above the level of department chairman. Academic Administrators have rank and are responsible for academic programs, i.e., deans, associate deans, etc. General Administrators include all other administrators both with and without academic appointments. (Total Administrative Faculty, June 30, 1980: with Academic Appointment = 44; without Academic Appointment = 34.)

Full-Time Faculty - Faculty on an academic or fiscal year contract whose work commitment is 100%. (Includes MCG/VA faculty whose combined work commitment equals 100%.)

Part-Time Faculty - Faculty on an academic or fiscal year contract whose work commitment is less than 100%.

General Programs Faculty - Faculty whose academic appointment is not in one of the four schools. Because the institutional definition for reporting faculty is based on school of primary responsibility rather than school of academic appointment, approximately one-half of the General Programs faculty are reported either as being administrative faculty or as being in one of the four schools. Therefore, except in the diagram below, General Programs Faculty are not listed separately.



(Includes all full-time faculty, instructional and administrative, who have academic appointments.)

SOURCE: Division of Educational  
Research and Development  
August, 1980

MEDICAL COLLEGE OF GEORGIA

FACULTY PROFILE

As of June 30, 1980

Category	Distribution by Rank												TOTAL
	Professor		Associate Professor		Assistant Professor		Instructor		Others*		No Rank		
	N	%	N	%	N	%	N	%	N	%	N	%	
<u>Instructional Faculty</u>													
Full-time Teaching/													
Research Faculty - - - - -	122	21.4	166	29.1	196	34.3	63	11.0	24	4.2	N/A		571
Library Faculty - - - - -	0	0	1	14.3	3	42.8	3	42.8	0	0	N/A		7
Part-time Teaching/Research/													
Library Faculty - - - - -	13	10.2	26	20.5	64	50.4	24	18.9	0	0	N/A		127
<u>Administrative Faculty</u>													
General Administrators													
Rank - - - - -	9	52.9	5	29.4	3	17.6	0	0	0	0	N/A		17
No Rank - - - - -		N/A		N/A		N/A		N/A		N/A	34	1.00	34
Academic Administrators - -	20	74.1	7	25.9	0		0	0	0	0	N/A		27
On Leave - - - - -	0	0	1	16.7	5	71.4	0	0	0	0	0	0	6
TOTAL	164	20.8	206	26.1	271	34.3	90	11.4	24	3.0	34	4.3	789

Category	Distribution by Highest Degrees**												TOTAL
	Doctorates		Professional		Comb. Doctorate/ 1st Professional		Masters		Bachelors		Other or None		
	N	%	N	%	N	%	N	%	N	%	N	%	
<u>Instructional Faculty</u>													
Full-time Teaching													
Research Faculty - - - - -	133	23.3	272	47.6	31	5.4	98	17.2	32	5.6	5	.8	571
Library Faculty - - - - -	2	28.6	0	0	0	0	5	71.4	0	0	0	0	7
Part-time Teaching/Research													
Library Faculty - - - - -	6	4.7	108	85.0	0	0	10	7.9	3	2.4	0	0	127
<u>Administrative Faculty</u>													
General Administrators													
Rank - - - - -	11	64.7	5	29.4	0	0	0	0	1	5.9	0	0	17
No Rank - - - - -	0	0	1	2.9	0	0	14	41.1	13	38.2	6	17.6	34
Academic Administrators - - -	8	29.6	11	46.7	2	7.4	6	22.2	0	0	0	0	27
<u>On Leave</u> - - - - -	1	16.7	1	16.7	0	50.0	3		1	16.7	0	0	6
TOTAL	161	20.4	398	50.4	33	4.2	136	17.2	50	6.3	11	1.4	789

Category	Distribution by Sex					Distribution by Tenure Status				
	Male		Female		TOTAL	Tenured		Non-Tenured		TOTAL
	N	%	N	%		N	%	N	%	
<u>Instructional Faculty</u>										
Full-time Teaching										
Research Faculty - - - - -	421	73.7	150	26.3	571	217	38.0	354	62.0	571
Library Faculty - - - - -	1	14.3	6	85.7	7	0		7	100.0	7
Part-time Teaching/Research/										
Library Faculty - - - - -	110	86.6	17	13.4	127	0		127	1.00	127
<u>Administrative Faculty</u>										
General Administrators										
Rank - - - - -	16	94.1	1	5.9	17	11	64.7	6	35.3	17
No Rank - - - - -	29	85.3	5	14.7	34		N/A	34	100.0	34
Academic Administrators - -	19	70.1	8	29.6	27	23	85.2	4	14.8	27
On Leave - - - - -	2	33.3	4	66.7	6	3	.50	3	.50	6
TOTAL	598	75.8	191	24.2	789	253	32.1	536	67.9	789

\*Includes faculty with ranks other than those listed (Research Associate, Assistant Research Scientist, Assistant Social Scientist, Research Scientist, and Social Scientist).

\*\*Doctorate - Includes degrees such as Ph.D., Ed.D., and equivalents; First Professional - includes degrees such as M.D., D.D.S., D.V.M., J.D. and equivalents.

SOURCE: Report of the President, 1979-80  
August, 1980

MEDICAL COLLEGE OF GEORGIA

Full-Time Instructional Faculty Profile by School

June 30, 1980

Distribution by Rank

	Professor	Associate Professor	Assistant Professor	Instructor	Other Ranks*	TOTAL
Allied Health	5	10	24	21	0	60
Dentistry	27	27	19	2	2	77
Medicine	90	116	126	29	20	381
Nursing	0	10	21	11	0	42
Others***	0	4	9	3	2	18
TOTALS	122	167	199	66	24	578

Distribution by Highest Degree\*\*

	Doctorate	First Professional	Combination Dr./1st Professional	Masters	Bachelors	Other or None	TOTAL
Allied Health	1	3	0	34	21	1	60
Dentistry	5	48	22	0	1	1	77
Medicine	116	221	9	25	7	3	381
Nursing	6	0	0	34	2	0	42
Others	7	0	0	10	1	0	18
TOTALS	135	272	31	103	32	5	578

Distribution by Sex

	Male	Female	TOTAL
Allied Health	19	41	60
Dentistry	72	5	77
Medicine	321	60	381
Nursing	0	42	42
Others	10	8	18
TOTALS	122	156	578

Distribution by Tenure Status

	Tenured	Non-Tenured	TOTAL
Allied Health	11	49	60
Dentistry	43	34	77
Medicine	154	227	381
Nursing	7	35	42
Others	2	16	18
TOTALS	217	361	578

\*Includes faculty with ranks other than those listed (Research Associate, Assistant Research Scientist, Assistant Social Scientist, Research Scientist, and Social Scientist).

\*\*Doctorate- includes degrees such as Ph.D., Ed.D., and equivalents; First Professional- includes degrees such as M.D., D.D.S., D.V.M., J.D., and equivalents.

\*\*\*Includes all full-time instructional faculty whose primary responsibility is not in the Schools of Allied Health Sciences, Dentistry, Medicine, or Nursing.

SOURCE: Division of Educational Research and Development  
August, 1980

MEDICAL COLLEGE OF GEORGIA  
Distribution of Full-Time Instructional Faculty by Rank  
1976 - 1980  
As of June 30 of Each Year

	1976	1977	1978	1979	1980
Professor	99	102	115	114	122
Associate Professor	109	131	148	156	167
Assistant Professor	191	185	193	201	199
Instructors	75	77	82	84	66
Others*	12	10	16	18	24
<b>TOTAL</b>	<b>486</b>	<b>505</b>	<b>554</b>	<b>573</b>	<b>578</b>

\*Includes Research Associate, Assistant Research Scientists, Assistant Social Scientists, Research Scientists, and Social Scientists.

Distribution of Full-Time Instructional Faculty by School  
1976 - 1980  
As of June 30 of Each Year

	1976	1977	1978	1979	1980
Allied Health Sciences	58	56	66	67	60
Dentistry	75	84	82	77	77
Medicine	293	303	344	366	381
Nursing	43	44	42	45	42
Others*	17	18	20	18	18
<b>TOTAL</b>	<b>486</b>	<b>505</b>	<b>554</b>	<b>573</b>	<b>578</b>

\*Includes all full-time instructional faculty whose primary responsibility is not in one of the four schools listed.

SOURCE: Division of Educational Research and Development  
August, 1980

# MEDICAL COLLEGE OF GEORGIA

## Tenure Status of All Full-Time Faculty with Academic Rank

1977 - 1980

As of June 30 of Each Year

### Percent Tenured

		<u>1977</u>	<u>1978</u>	<u>1979</u>	<u>1980</u>
ALLIED HEALTH SCIENCES	Instructional Faculty	14%	21%	18%	18%
	Administrative Faculty	50%	50%	50%	100%
	Total Tenured	16%	22%	19%	21%
DENTISTRY	Instructional Faculty	33%	46%	52%	56%
	Administrative Faculty	100%	100%	100%	100%
	Total Tenured	37%	49%	55%	59%
MEDICINE	Instructional Faculty	42%	38%	38%	40%
	Administrative Faculty	54%	58%	62%	82%
	Total Tenured	42%	39%	39%	42%
NURSING	Instructional Faculty	2%	10%	7%	17%
	Administrative Faculty	50%	33%	33%	75%
	Total Tenured	8%	14%	11%	26%
OTHERS*	Instructional Faculty	11%	10%	17%	11%
	Administrative Faculty	67%	73%	73%	67%
	Total Tenured	36%	43%	36%	39%
MCG	Instructional Faculty	33%	34%	35%	38%
	Administrative Faculty	63%	63%	64%	77%
	Total Tenured	35%	36%	37%	40%

\*Includes all faculty with academic rank whose primary responsibility is not in one of the four schools listed.

SOURCE: Division of Educational Research and Development  
August, 1980

## MEDICAL COLLEGE OF GEORGIA

## Age Distribution of Faculty\* by School

Employed as of January 31, 1980

Age	Allied Health N = 64	Dentistry N = 82	Medicine N = 355	Nursing N = 46	General Programs N = 19	Total MCG N = 566
65 up			1.1%			0.7%
60 - 64	1.6%	1.2%	3.7%	2.2%	5.3%	3.0%
55 - 59	3.1%	17.1%	7.3%	6.5%	5.3%	8.1%
50 - 54	9.4%	11.0%	10.4%	10.9%	5.3%	10.2%
45 - 49	9.4%	24.4%	12.7%	15.2%	10.5%	14.1%
40 - 44	12.5%	9.8%	18.0%	15.2%	10.5%	15.7%
35 - 39	10.9%	14.6%	25.6%	10.9%	21.1%	21.0%
30 - 34	25.0%	18.3%	17.5%	28.3%	36.8%	20.0%
25 - 29	23.4%	2.4%	3.7%	10.9%	5.3%	6.4%
under 25	4.7%	1.2%	-	-	-	0.7%
	100.0%	100.0%	100.0%	100.0%	100.0%	100.0%

\*Includes faculty employed at least 50% of their time as MCG faculty, who are non-administrative, not in affiliated programs, and not in private practice.

SOURCE: Management Planning Document, OMP 80-007  
May 20, 1980

LOCATION OF INSTITUTIONS CONFERRING HIGHEST DEGREE TO INSTRUCTIONAL FACULTY



SOURCE: MCG Catalog 1979-81

NOTE: Includes all faculty, full-time and part-time, with academic rank as of March, 1979.

COUNTRIES							
Belgium	2						
Bolivia	2						
Canada	4	Greece	1	Malta	1		
Columbia	1	India	7	Netherlands	2		
Egypt	3	Iran	1	Pakistan	3	Taiwan	2
England	5	Ireland	1	Peru	2	Turkey	1
France	1	Israel	1	Philippines	1	Yugoslavia	1
Germany	4	Japan	1	Scotland	1		

Executive Committee  
of the Academic Council

George Nelson, Chairman  
Leilee Ault  
Meffie Damon  
Betty Hamm  
Wade Hammer  
Wendell Hofman  
Ralph McKinney  
William Moretz  
Richard Pogue  
Nancy Prendergast  
Sherwood Reichard

M C G F A C U L T Y

ACADEMIC COUNCIL

William H. Moretz, President  
George Nelson, Chairman  
Leilee Ault, Chairman-Elect  
Ralph McKinney, Past Chairman  
Nancy Prendergast, Secretary

REPRESENTATIVES TO THE ACADEMIC COUNCIL

Allied Health  
Sciences

Meffie Damon  
Wanda Hibbard  
Erma Myers

Dentistry

Wally Edwards  
Wade Hammer  
Frank Lake  
David Pashley

Graduate  
Studies

Wendell Hofman  
Margaret Kirby

Medicine

Charles Baisden  
Dale Bockman  
Mary Jo Carter  
Allen Costoff  
Elaine Feldman  
Fred Garver  
Pat Hartlage  
David Hull  
Richard Martin  
Rita Mercille  
Max Miller  
Thomas Nosek  
Malcolm Page  
Andy Reese  
Sherwood Reichard  
Rosemary Selby  
Ron Spearman  
David Stoney  
James Sutherland  
William Weston

Nursing

Betty Hamm  
Patricia Hoff  
Marty Sacksteder

General Programs  
Faculty

Jean Morse  
Richard Pogue

ACADEMIC COUNCIL STANDING COMMITTEES

EDUCATIONAL POLICIES

Mary Jo Carter, Chairman  
B. Basler (GPF) A. Latif (GS)  
F. Bliven (M) L. Lewis (GPF)  
D. Dunlap (M) M. Pattison (M)  
J. Estep (AHS) A. Roesel (M)  
J. Garnick (D) E. Tatro (N)  
M. Hamilton (N) B. Vericella (Adm)  
B. Harms (AHS) E. Williamson (D)

FACULTY APPOINTMENTS, PROMOTIONS & TENURE

Elaine Feldman, Chairman  
R. Baisden (M) B. Hamm (N)  
G. Best (GS) W. Hammer (D)  
T. Coleman (GPF) S. Hobbs (N)  
A. Costoff (GS) L. Hornsby (M)  
J. Crowley (AHS) M. Levy (GPF)  
P. Davidson (N) D. Pashley (D)  
L. Ellison (Adm) P.S. Rao (M)  
S. Gregory (AHS) H. Williams (D)

FUTURE OF THE COLLEGE

James Clark, Chairman  
V. Allen (AHS) M. Kling (GS)  
L. Ault (N) M. McCranie (M)  
J. Austin (Adm) R. Nesbit (M)  
T. Basler (GPF) G. Parr (D)  
J. Boineau (M) G. Rinker (AHS)  
W. Conkright (GPF) D. Ward (M)  
J. Deckman (Stu) E. Williams (D)  
J. Erbland (D) R. Bard (consultant)  
T. McDonald (consultant)  
P.K. Morse (consultant)  
T. Zwemer (consultant)

STUDENT AFFAIRS

Wendell Hofman, Chairman  
M. Damon (AHS)  
J. Graves (N)  
M. Hart (GPF)  
T. Nosek (GS)  
J. Sherrer (D)  
R. Moss (Pres SGA)  
J. Puryear (Adm)  
J. Jones (Faculty  
Advisor SGA)

FACULTY AFFAIRS

Sherwood Reichard, Chairman  
Richard Martin, Vice Chairman & Secretary  
M. Barrett (M) D. Feldman (M) L. Lewis (GPF) J. Morse (GPF) E. Tatro (N)  
J. Blissit (Adm) W. Gullen (M) D. Lundquist (D) N. Prendergast (AHS) R. Walton (D)  
D. Fair (N) W. Hibbard (AHS) R. Mercille (M) A. Reese (GS)

AD HOC COMMITTEES OF THE ACADEMIC COUNCIL

Distinguished Lectureship Series

David Lapp, Chairman  
D. Abele (M) R. Hill (AHS)  
J. Austin (Adm) L. Hodge (GS)  
J. Erbland (D) J. Jones (Stu Affrs)  
K. Oakley (Stu)

Faculty Development

Wade Hammer, Chairman  
T. Abney (GS) R. Hill (AHS)  
J. Brown (D) R. Martin (M)  
J. Collins (GPF) L. Ryan (N)  
M. Miller (consultant)  
M.J. Carter, Chm, Educational Policies  
E. Feldman, Chm, Faculty Appts Promotions & Tenure  
S. Reichard, Chm, Faculty Affairs

Speakers Bureau

Catherine Roesel, Chairman  
S. Bruno (N) S. Hayslett (GPF)  
S. Barnwell (AHS) F. Lake (D)  
G. Garrison (M) A. Vaughn (Adm)

FACULTY AFFAIRS COMMITTEE

Sherwood Reichard, Chairman  
Richard Martin, Vice Chairman & Secretary

Subcommittees

Budget & Salaries

\*Michael Barrett, Chairman  
L. Ellis (N)  
V. Mahesh (GS)  
M. Page (M)  
G. Rinker (AHS)  
B. Singh (D)  
J. Woods (Adm)

Committee to Consider the  
Establishment of a Faculty Office

\*Ethel Tatro, Chairman  
A. Evans (AHS)  
M. Kirby (GS)  
J.B. Mathews (GPF)  
R. Martin (M)  
H. Williams (D)

Faculty Benefits

\*Donald Lundquist, Chairman  
K. Anusavice (D)  
R. Baisden (M)  
B. Davenport (AHS)  
W. Freeman (M)  
K. Hall (Em)  
M. Hart (GPF)  
V. King (N)  
R. Martin (M)

Faculty Ethics & Responsibilities

\*Andy Reese, Chairman  
A. Anderson (AHS)  
M. Broome (N)  
M. Damon (AHS)  
L. Hodge (GS)  
H. Merchant (D)  
R. Morris (M)  
Father D. Munn (M)

Faculty Manual & Orientation

\*Jean Morse, Chairman  
R. Cormier (M)  
O. Garlington (AHS)  
S. Gregory (AHS)  
J. Graves (N)  
J. Sherrer (D)  
B. Stephens (GPF)  
A. Vaughn (Adm)

Faculty Recognition & Public Relations

\*Wanda Hibbard, Chairman  
E. Berg (M)  
W. Conkright (GPF)  
P. Hoff (N)  
M. Kling (GS)  
J. Weatherred (D)  
D. Yens (M)  
A. Vaughn (Adm)

Grievance Procedure Committee

\*Rita Mercille, Chairman  
E. Feldman (M)  
W. Hibbard (AHS)  
M. Kling (GS)  
D. Lapp (M)  
L. Lukens (N)  
D. Lundquist (D)  
R. Martin (M)  
H. Merchant (D)  
D. Mims (GPF)  
J. Woods (Adm)

Library/Learning Resources

\*Lloyd Lewis, Chairman  
T. Basler (Adm)  
P. Brucker (Adm)  
C. Endebrock (AHS)  
J. Garnick (D)  
J. Ginsburg (GS)  
A. Karow (M)  
P. Lillis (N)

Nominating Committee

\*Nancy Prendergast, Chairman  
N. Ingram (N)  
F. Lake (D)  
F. Leibach (GS)  
D. Martyn (GPF)  
J. Nyquist (M)  
R. Spearman (M)

Rules Committee

\*Dan Feldman, Chairman  
D. Arnold (N)  
R. Martin (M)  
V. Zachert (M)

Statutes Review

\*Donna Fair, Chairman  
R. Benica (AHS)  
G. Loft (D)  
E. McCranie (M)  
D. Mims (GPF)  
T. Nosek (GS)

Voting & Apportionment

\*Richard Walton, Chairman  
R. Harp (GPF)  
J. McPherson (M)  
B. Ponder (N)  
A. Schreiber (AHS)  
J. Wilson (GS)

Working Conditions

\*Warren Gullen, Chairman  
O. Black (GS)  
R. Bramblett (GPF)  
E. Cook (M)  
L. Gangarosa (D)  
S. Mishoe (AHS)  
M. Sacksteder (N)  
A. Smith (D)  
A. Williams (Adm)

\*Members of the Faculty Affairs Committee

SOURCE: MCG Faculty Office  
April, 1980

INSTITUTIONAL REPRESENTATIVES OF THE UNIVERSITY SYSTEM ADVISORY COUNCIL  
1979-80 ACADEMIC YEAR

Academic Committees

COMMITTEE

Biological Science  
Business, Administration Management,  
and Economics  
Chemistry  
Computer Science and Systems Analysis  
English  
Fine and Applied Arts  
Health Professions  
Home Economics  
Libraries  
Mathematical Subjects  
Physical Education, Health Education  
and Recreation  
Physics  
Psychology  
Sociology and Anthropology  
Special Studies  
Teacher Education (including Business  
Education)

REPRESENTATIVE

Dave A. Welter  
  
Richard M. Bramblett  
William S. Harms  
Richard E. Pogue  
Barbara P. Stephens  
William J. Stenstrom  
Raymond C. Bard  
Patricia L. Shulko  
Thomas G. Basler  
Rollie J. Harp  
  
Charles W. Linder  
Casimir Eubig  
Boyd D. Sisson  
Herman F. Harris  
Jane V. King  
  
Jean A. Morse

Administrative Committees

COMMITTEE

Academic Affairs  
Public Service  
Fiscal Affairs  
Graduate Work  
Institutional Research and Planning  
Records and Admissions  
Research Administration  
Student Affairs  
Testing

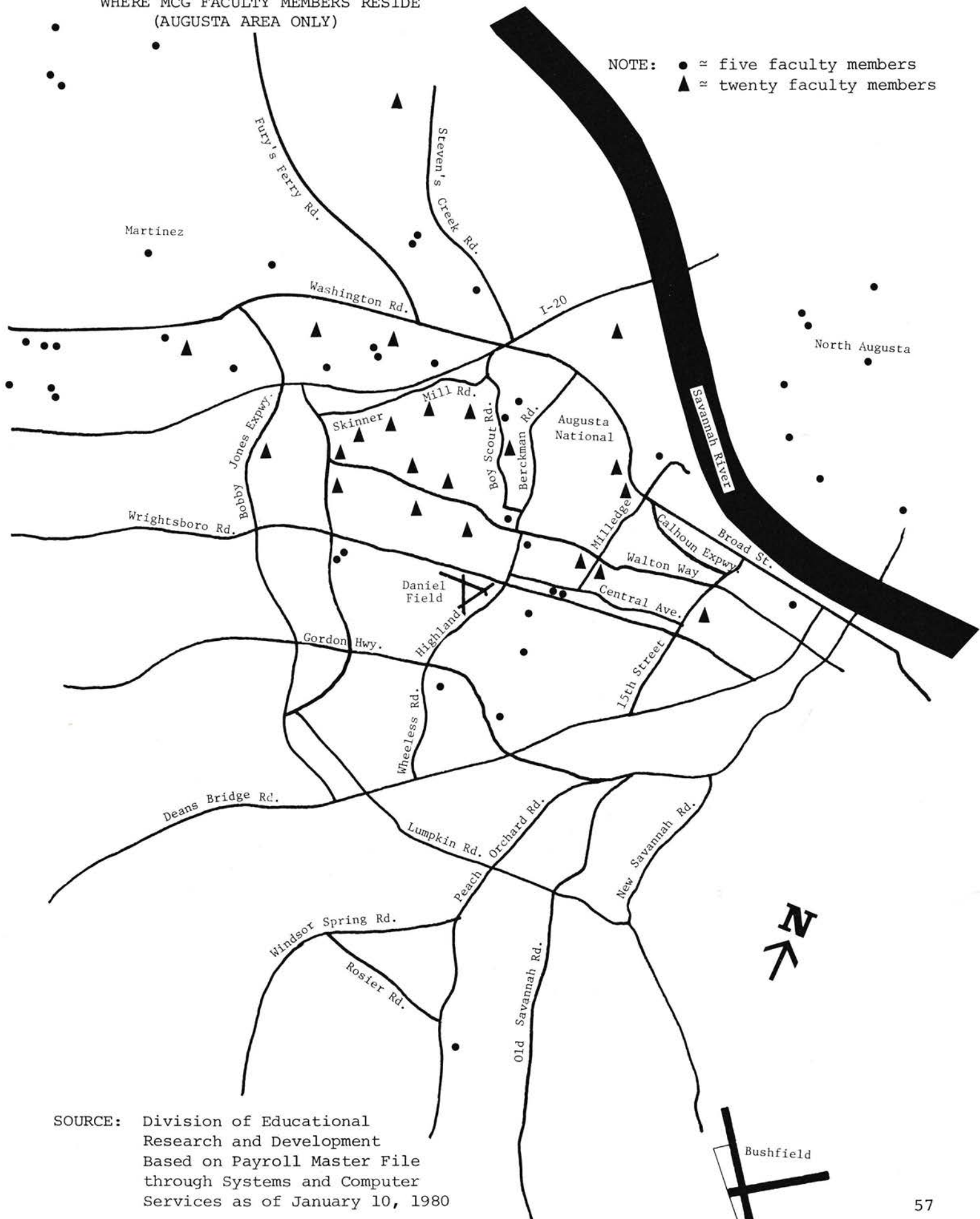
REPRESENTATIVE

Lois T. Ellison  
Glen E. Garrison  
James A. Blissit  
Sam A. Singal  
P. Kenneth Morse  
Walter M. Jones, Jr.  
Francis I. Doyle  
James B. Puryear  
Virginia Zachert

SOURCE: MCG Faculty Office  
Office of the President, MCG  
April, 1980

WHERE MCG FACULTY MEMBERS RESIDE  
(AUGUSTA AREA ONLY)

NOTE: ● ≈ five faculty members  
▲ ≈ twenty faculty members



SOURCE: Division of Educational  
Research and Development  
Based on Payroll Master File  
through Systems and Computer  
Services as of January 10, 1980


FACULTY BENEFITS  
1979-80

VACATION	One month each fiscal year if taken in a consecutive period; 20 days (excluding Saturdays and Sundays) if taken in segments. No payment for accrued vacation upon termination of employment.
HOLIDAYS	New Year's Day Independence Day Labor Day Thanksgiving Friday after Thanksgiving Christmas Eve Christmas Day
MATERNITY LEAVE	Vacation leave, when approved by supervisor, and sick leave may be used when necessary for maternity purposes. Leave without pay may be authorized when medically necessary.
SICK LEAVE	<p>Full-time faculty incapacitated by illness shall have their salary continued as a matter of course for the duration of the illness in accordance with the following provisions:</p> <p>If the individual has been employed:</p> <p>Less than one year, two weeks' salary;</p> <p>At least one year but less than four years, one month's salary;</p> <p>At least four years but less than eight years, three months' salary;</p> <p>At least eight years but less than 12 years, three months' full salary and an additional three months at one-half salary unless eligible for disability retirement (after ten years):</p> <p>Twelve years or more, three months' full salary and an additional six months at one-half salary unless eligible for disability retirement.</p> <p>Part-time faculty with a work commitment of half-time or more are authorized sick leave as outlined above in an amount equivalent to the ratio of the percentage of time employed (work commitment). Only the number of years of continuous employment at a work commitment of half-time or more may be applied.</p>
MILITARY LEAVE	Leave with pay for members of the Reserve Component or National Guard as specified in official orders -- maximum of thirty calendar days in any calendar year. Only full-time faculty are authorized military leave with pay.
LEAVE OF ABSENCE	The President may, with the approval of the Chancellor and the Board of Regents, grant leaves of absence, with or without pay, to members of the faculty. Leaves are granted only for the purpose of promoting scholarly work and encouraging professional development. The Medical College does not have a sabbatical leave policy at this time.

RETIREMENT PLAN	Participation is required for all who have a work commitment of half-time or more. Members contribute 6% of monthly gross salary and the State contributes an additional amount (ranging from 6.83% in 1945 to 10.51% currently). The minimum requirement for service retirement is ten years of creditable service <u>and</u> age 60. Minimum requirement for disability retirement and survivors benefit is also ten years of creditable service. Members under age 60 who leave our employment with ten or more years of creditable service may freeze their membership and credits until they reach age 60. Members who leave our employment with less than ten years of creditable service may withdraw member contributions and earned interest upon application.
DEATH BENEFITS	After one year of service, a sum equivalent to one month's gross salary is paid to the surviving spouse; after two years, two months' salary; after three or more years, three months' salary.
GROUP HOSPITALIZATION INSURANCE	Choice of two Blue Cross/Blue Shield hospitalization plans.
LONG TERM DISABILITY INSURANCE	Available at group rates to all faculty earning at least \$10,000 PA. Must also have a work commitment of half-time or more.
GROUP ACCIDENT INSURANCE	Available at group rates to all faculty working half-time or more.
GROUP LIFE INSURANCE	Amount available based on salary.
JURY DUTY	Full pay while on jury duty.
SOCIAL SECURITY	Current contribution rates--6.13% of monthly gross salary by employee and 6.13% by MCG (of the first \$25,900 earned).
WORKER'S COMPENSATION	Full coverage by the provisions of the Georgia Worker's Compensation Act in the event of an accidental injury on the job.
COMPULSORY RETIREMENT AGE	Personnel of the University System of Georgia may not continue employment beyond June 30 following their 70th birthday.

SOURCE: Director of Personnel  
February, 1980





MCG GRANTS AND AWARDS  
July 1, 1979 - June 30, 1980

RESEARCH PROJECT GRANTS . . . . . \$4,298,701

National Institutes of Health, \$1,311,095; National Institute of Dental Research, \$531,336; National Heart, Lung and Blood Institute, \$375,361; National Eye Institute, \$322,292; National Institute of Child and Human Development, \$273,736; National Cancer Institute, \$247,633; National Institute of Neurological and Communicative Disorders and Strokes, \$215,503; National Science Foundation, \$170,000; DHEW/Division of Research Sources, \$147,039; National Institute of Allergy and Infectious Disease, \$108,648; National Institute of Arthritis, Metabolism and Digestive Disorders, \$65,530; National Institute of General Medical Science, \$55,865; National Institute on Drug Abuse, \$50,565; Bureau of Health Professions, \$45,331; Muscular Dystrophy Association, \$40,370; Department of Health, Education and Welfare, \$31,518; The Upjohn Company, \$28,750; The Kroc Foundation, \$26,444; Georgia Heart Association, \$25,963; National Institute on Aging, \$25,436; American Association for Dental Research, \$25,033; American Heart Association, \$21,684; Food and Drug Administration, \$19,896; Research to Prevent Blindness, \$17,500; National Eye Institute, Research Services, \$16,200; Schering Corporation, \$13,436; American Health Assistance Foundation, \$13,000; Elsa U. Pardee, \$12,000; Ross Laboratories, \$10,000; National Livestock and Meat Board, \$9,000; National Glaucoma Research Program, \$8,000; Bio-Dynamics, \$7,500; University of Minnesota, \$5,000; Proctor and Gamble, \$4,080; Arthritis Foundation Georgia Chapter, \$3,500; Engelhard Minerals and Chemical Corporation, \$2,980; Dow Chemical Company, \$2,300; World Health Organization, \$2,000; Hoffman-LaRoche Inc., \$1,782; Motion Control, \$1,500; The Jobst Institute, \$1,277; Southern Medical Association, \$1,000; Johnson and Johnson Dental Products, \$600; Pfizer Inc., \$500; Burton, Parsons and Company Inc., \$268; Merck and Company, \$250

OTHER GRANT AWARDS . . . . . \$1,314,915

DHEW/Office of Program Support, \$796,911; DHEW/Biomedical Research Development, \$265,275; The National Foundation-March of Dimes, \$131,021; Division of Medicine, \$53,872; Department of Human Resources, \$48,975; National Cancer Institute, \$16,674; American Association for Dental Research, \$1,187; Georgia Academy of General Dentistry, \$1,000

PUBLIC SERVICE AWARDS . . . . . \$5,328,379

Georgia Department of Human Resources, \$2,208,900; Department of Health, Education and Welfare, \$1,389,065; National Institute of Health/National Heart, Lung and Blood Institute, \$994,555; Richmond County Health Department, \$609,763; Georgia State Department of Offender Rehabilitation, \$80,000; The National Foundation-March of Dimes, \$27,273; DHEW/Maternal Child Health and Human Development, \$18,083; Muscular Dystrophy Association Inc., \$740

INSTRUCTIONAL GRANTS. . . . . \$1,854,549

Division of Medicine, \$258,000; DHEW/Division of Nursing, \$235,560; DHEW/Bureau of Health Manpower, \$230,865; Veterans Administration, \$228,926; Department of Health, Education and Welfare, \$109,660; Blue Shield of Georgia, \$99,896; Division of Dentistry, \$75,008; DHEW/Maternal Child and Human Development, \$74,000; DHEW/Public Health Service, \$73,711; W.K. Kellogg Foundation, \$67,537; DHEW/Biomedical Research Development, \$67,052; National Institute of Health and Vascular Disease, \$66,153; National Heart, Lung and Blood Institute, \$65,946; Division of Associated Health Professions, \$57,604; Georgia State Department of Human Resources, \$50,000; National Institute on Aging, \$48,288; National Institute of Mental Health, \$30,519; Department of Health, Education and Welfare, \$11,752; Southern Education Foundation, \$3,072; Ross Laboratories, \$1,000

TOTAL AWARDS . . . . . \$12,796,544

SOURCE: Vice Chancellor's Report, June, 1980  
Office of Grants and Contracts

SUMMARY OF GRANTS, CONTRACTS AND GIFTS FOR PROGRAMS OF  
INSTRUCTION, RESEARCH OR PUBLIC SERVICE  
JULY, 1976 - JUNE 1980

NOTE: In some cases, proposals submitted during one fiscal year may not be acted upon until the next fiscal year. Therefore the Number of Proposals Submitted does not necessarily equal the combination of the Number Awarded, Approved But Not Funded and Not Approved.

YEAR AND DEPARTMENT	NUMBER OF PROPOSALS				AMOUNT OF PROPOSALS			
	SUBMITTED	AWARDED	APPROVED BUT NOT FUNDED	NOT APPROVED	SUBMITTED	AWARDED	APPROVED BUT NOT FUNDED	NOT FUNDED
1976 - 1977								
School of Allied Health Sciences	9	10	0	1	858,729	768,729	0	29,880
School of Dentistry	37	15	2	4	1,607,735	822,617	73,541	311,561
School of Medicine	145	82	22	24	9,250,831	5,460,990	745,395	1,037,010
School of Nursing	2	1	0	0	1,623,651	35,457	0	0
Student Affairs	1	1	0	0	61,475	60,000	0	0
MCG TOTALS	194	109	24	29	13,402,421	7,147,721	818,936	1,378,451
1977 - 1978								
School of Allied Health Sciences	9	9	0	0	866,138	1,626,530	0	0
School of Dentistry	25	24	4	3	1,021,477	1,381,059	155,561	81,224
School of Medicine	139	79	34	26	7,722,257	5,874,777	1,117,208	1,360,389
School of Nursing	2	3	0	1	374,920	385,056	0	75,000
Library	1	0	0	0	49,757	0	0	0
Student Affairs	1	1	0	1	124,919	59,236	0	393,019
MCG TOTALS	177	116	38	31	10,159,468	9,326,658	1,272,769	1,909,632
1978 - 1979								
School of Allied Health Sciences	13	19	0	2	1,069,784	1,392,555	0	248,925
School of Dentistry	27	24	5	3	1,243,168	1,073,945	337,539	172,008
School of Medicine	177	104	18	26	11,609,518	6,618,313	1,460,935	1,112,141
School of Nursing	1	2	0	0	302,264	253,496	0	0
Continuing Education	0	1	0	0	0	444	0	0
Health Communications	1	0	0	0	48,451	0	0	0
Library	1	0	0	1	35,674	0	0	49,757
Public Safety	1	0	0	0	60,300	0	0	0
MCG TOTALS	221	150	23	32	14,369,159	9,338,753	1,798,474	1,582,831
1979 - 1980								
School of Allied Health Sciences	13	11	0	2	829,976	610,161	0	137,684
School of Dentistry	36	38	0	5	2,124,262	1,120,935	0	422,473
School of Medicine	176	126	22	35	14,129,940	10,828,888	2,247,266	2,334,091
School of Nursing	1	2	0	0	297,000	235,560	0	0
Continuing Education	0	1	0	0	0	1,000	0	0
Health Communications	1	0	0	0	58,007	0	0	0
Hospital and Clinics	2	0	0	0	10,804	0	0	0
Library	0	0	0	1	0	0	0	116,658
MCG TOTALS	229	178	22	43	17,449,989	12,796,544	2,247,266	3,010,906

SOURCE: Vice Chancellor's Reports, 1976-1980  
Office of Grants and Contracts

MEDICAL COLLEGE OF GEORGIA  
FACULTY PUBLICATIONS\*

PUBLICATIONS BY TYPE AND SCHOOL  
1979-80

	ALLIED HEALTH	DENTISTRY	MEDICINE	NURSING	DIVISIONS	TOTAL
Articles	6	66	343	0	7	422
Abstracts	1	45	183	0	0	229
Books/Sections of Books	3	15	79	0	1	98
Audiovisuals	11	21	7	0	0	39
Other Publications (Books and Film Reviews, Editorials, etc.)	11	8	42	1	2	64
TOTAL DIFFERENT PUBLICATIONS	32	155	654	1	10	852
TOTAL DIFFERENT RESEARCH PUBLICATIONS	3	100	511	0	0	614

RESEARCH PUBLICATIONS BY AUTHORSHIP AND SCHOOL  
1979-80

School	NUMBER OF FACULTY SUBMITTING RESEARCH PUBLICATIONS			
	Senior Authorship Only	Junior Authorship Only	Both Junior and Senior Authorship	Total Different MCG Authors
Allied Health Sciences	2	1	0	3
Dentistry	10	22	26	58
Medicine	62	50	74	186
Nursing	0	0	0	0
Divisions	0	3	0	3
TOTAL	74	76	100	250

\*Includes only publications submitted for the 1979-80 MCG Annual Report.  
Designation of a publication as research was made by faculty member.

NOTE: Comparison between schools should not be made due to varying methods  
used by each school in compiling and submitting publications.

SOURCE: Division of Educational Research and Development  
September, 1980



MEDICAL COLLEGE OF GEORGIA  
ANNUAL STUDENT ENROLLMENT  
BY SCHOOL, CLASS AND QUARTER  
1979-1980

	<u>Summer</u> <u>1979</u>	<u>Fall</u> <u>1979</u>	<u>Winter</u> <u>1980</u>	<u>Spring</u> <u>1980</u>
<u>ALLIED HEALTH SCIENCES</u>				
Freshman	13	44	37	32
Sophomore	40	45	37	26
Junior	56	163	165	163
Senior	110	158	151	149
Special	<u>5</u>	<u>5</u>	<u>6</u>	<u>7</u>
TOTAL	224	415	396	377
Certificate	4			

<u>DENTISTRY</u>				
1st Year		62	61	61
2nd Year	61	58	56	57
3rd Year	56	63	62	62
4th Year		56	55	56
Special	<u>4</u>	<u>5</u>	<u>11</u>	<u>6</u>
TOTAL	121	244	245	242

<u>MEDICINE</u>				
1st Year	12	182	176	176
2nd Year		174	173	174
3rd Year	174	186	186	185
4th Year	182	179	173	135
Expanded Curriculum		<u>15</u>	<u>19</u>	<u>18</u>
TOTAL	368	736	727	688

<u>NURSING</u>								
	<u>AUG</u>	<u>SONAT</u>	<u>AUG</u>	<u>SONAT</u>	<u>AUG</u>	<u>SONAT</u>	<u>AUG</u>	<u>SONAT</u>
Freshman	3	1	27	18	14	16	10	14
Sophomore	10	1	32	31	42	31	34	30
Junior	60	37	79	45	77	43	75	42
Senior	29	0	121	28	119	29	113	27
Special	<u>2</u>	<u>0</u>	<u>3</u>	<u>0</u>	<u>1</u>	<u>0</u>	<u>2</u>	<u>0</u>
TOTAL	104	39	262	122	253	119	234	113

<u>GRADUATE NURSING</u>											
<u>SPEC</u>	<u>AUG</u>	<u>SAVSAT</u>	<u>SPEC</u>	<u>AUG</u>	<u>SAVSAT</u>	<u>SPEC</u>	<u>AUG</u>	<u>SAVSAT</u>	<u>SPEC</u>	<u>AUG</u>	<u>SAVSAT</u>
0	78	14	0	83	26	5	73	21	8	69	23

<u>GRADUATE STUDIES</u>				
	<u>Summer</u> <u>1979</u>	<u>Fall</u> <u>1979</u>	<u>Winter</u> <u>1980</u>	<u>Spring</u> <u>1980</u>
Anatomy	6	9	9	9
Cell & Molecular Biology	15	16	16	15
Endocrinology	7	12	12	12
Medical Illustration	6	19	17	13
Health Education	5	12	12	13
Oral Biology	1	6	5	4
Pharmacology	6	6	7	7
Physiology	9	10	12	10
Special	<u>7</u>	<u>10</u>	<u>10</u>	<u>6</u>
TOTAL	62	100	100	89
TOTAL MCG ENROLLMENT	1014	1988	1939	1843

FALL QUARTER ENROLLMENT\* BY SCHOOL AND DEPARTMENT  
1975-79

SCHOOL & DEPARTMENT	FALL 1975	FALL 1976	FALL 1977	FALL 1978	FALL 1979
<u>Allied Health Sciences</u>					
Dental Hygiene	58	65	62	66	64
Dental Laboratory Technology	23	22	26	28	23
Medical Record Administration	31	34	43	35	30
Medical Technology	48	46	43	46	53
Nuclear Medicine Technology	0	15	12	20	13
Occupational Therapy	52	47	59	59	55
Physical Therapy	53	55	57	59	59
Physical Therapy Assistant	9	16	8	9	13
Physician's Assistant	47	46	48	48	46
Radiation Therapy	0	3	1	0	3
Radiologic Technology	98	87	76	46	35
Respiratory Therapy	10	21	23	24	21
TOTAL	429	457	458	440	415
<hr/>					
<u>Dentistry</u>	179	186	187	184	244
<hr/>					
<u>Graduate Studies</u>					
Anatomy	5	10	11	6	9
Cell & Molecular Biology	26	28	22	20	16
Endocrinology	9	9	9	11	12
Health Education	7	7	5	4	12
Medical Illustration	18	17	17	19	19
Oral Biology	6	7	3	3	6
Pharmacology	4	8	9	9	6
Physiology	5	9	11	15	10
Special	13	14	13	11	10
TOTAL	93	109	100	98	100
<hr/>					
<u>Medicine</u>	685	689	715	727	736
<hr/>					
<u>Nursing</u>					
Graduate	177	197	146	147	109
Undergraduate	908	691	512	354	384
TOTAL	1085	888	658	501	493
<hr/>					
TOTAL ENROLLMENT	2471	2329	2118	1950	1988

\*Full-time and part-time students. Interns, residents, transients, and 5th Pathways not included.

SOURCE: Office of the Registrar  
February, 1980

## STUDENT STATISTICS

Fall 1979

	MALES						FEMALES						
SCHOOL	Marital Status		Race			TOTAL MALES	Marital Status		Race			TOTAL FEMALES	GRAND TOTAL
	Married	Single	White	Black	Other		Married	Single	White	Black	Other		
ALLIED HEALTH SCIENCES	29	52	68	9	4	81	53	281	309	20	5	334	415
DENTISTRY	90	129	200	15	4	219	8	17	18	7	0	25	244
GRADUATE STUDIES	29	31	53	0	7	60	16	24	38	0	2	40	100
MEDICINE	168	439	577	17	13	607	29	100	120	6	3	129	736
NURSING: Under- graduate	6	24	29	0	1	30	25	329	315	32	7	354	384
Graduate	1	7	8	0	0	8	44	57	95	4	2	101	109
TOTALS	323	682	935	41	29	1005	175	808	895	69	19	983	1988

SOURCE: Office of the Registrar  
July, 1980

# ON-CAMPUS STUDENT HOUSING STATISTICS

<u>SCHOOL AND DEPARTMENT</u>	<u>TOTAL OF CLASS</u>	<u>NUMBER HOUSED</u>	<u>PERCENTAGE HOUSED</u>
Allied Health Sciences			
Dental Hygiene	64	27	42
Dental Laboratory Technology	23	4	17
Medical Record Administration	30	12	40
Medical Technology	53	27	51
Occupational Therapy	55	22	40
Physical Therapy	59	29	49
Physical Therapy Assistant	13	2	15
Physician's Assistant	46	12	26
Radiologic Technology	51	18	35
Respiratory Therapy	21	10	48
<hr/>			
Dentistry	244	62	25
<hr/>			
Graduate Studies			
Anatomy	9	0	0
Cell & Molecular Biology	16	2	13
Endocrinology	12	2	17
Medical Illustration	19	5	26
Occupational Therapy	12	1	8
Oral Biology	6	0	0
Pharmacology	6	2	33
Physiology	10	3	30
Special	10	0	0
<hr/>			
Medicine	736	116	16
<hr/>			
Nursing			
Undergraduate	262*	85	32
Graduate	83*	10	12
<hr/>			
TOTALS =	1840	451	25

NOTE: Based on students in the four residence halls beginning September, 1979.

\*This does not include 148 nursing students who attend classes in Athens or Savannah.

SOURCE: Division of Student Affairs  
May, 1980

ON-CAMPUS STUDENT HOUSING COSTS  
1975-1980

Academic Year	Single Students (Per Quarter)		Single Graduate, Medical & Dental Students (Per Quarter)	Married Student Apartments (Per Month)	
	Single	Double	Double	One-Bedroom	Two-Bedroom
1979-80	\$217.50	\$145.00	\$185.00	\$155.00	\$175.00
1978-79	210.00	140.00	180.00	150.00	165.00
1977-78	210.00	140.00	180.00	150.00	165.00
1976-77	185.00	130.00	160.00	130.00	145.00
1975-76	150.00	110.00	130.00	110.00	125.00

NOTE: Meals, transportation, off-campus housing, and other living expenses vary with each student's needs.

SOURCE: Internal Audits Division  
July, 1980

MEDICAL AND DENTAL STUDENT ADMISSION TEST SCORES

DENTISTRY

NOTE: Based on Dental Admission Test Scores for the 1979 entering class.

	<u>National</u>	<u>Percentile</u>	<u>Rank</u>	<u>Range</u>
Composite Academic Average				61-77
Composite Perceptual-Manual Ability Test Average				61-77

MEDICINE

NOTE: Based on Medical College Admission Test Scores for the 1979 entering class.

	<u>National</u>	<u>Percentile</u>	<u>Rank</u>	<u>Range</u>
Biology				58-75
Chemistry				57-72
Physics				63-76
Science Problems				61-75
Skill Analysis: Reading				56-77
Skill Analysis: Quantitative				61-75

SOURCE: Division of Student Affairs  
May, 1980

STUDENT FEES PER QUARTER  
1974-1980

Academic Year	Graduate & Undergraduate <sup>1</sup>				
	Matriculation Fee	Non-resident Fee <sup>2</sup>	Student Health Fee	Student Activities Fee	In-state Total
1979-80	\$195.00	\$350.00	\$10.00	\$15.00	\$220.00
1978-79	185.00	317.00	10.00	15.00	210.00
1977-78	185.00	317.00	10.00	10.00	205.00
1976-77	185.00	317.00	10.00	10.00	205.00
1975-76	168.00	288.00	10.00	10.00	188.00
1974-75	145.00	240.00	10.00	10.00	165.00

Academic Year	Medical and Dental <sup>1</sup>				
	Matriculation Fee	Non-resident Fee <sup>2</sup>	Student Health Fee	Student Activities Fee	In-state Total
1979-80	\$405.00	\$405.00	\$10.00	\$15.00	\$430.00
1978-79	385.00	385.00	10.00	15.00	410.00
1977-78	385.00	385.00	10.00	10.00	405.00
1976-77	385.00	385.00	10.00	10.00	405.00
1975-76	350.00	350.00	10.00	10.00	370.00
1974-75	300.00	300.00	10.00	10.00	320.00

<sup>1</sup> Full-time (12 credit hours or more) regularly enrolled students.

<sup>2</sup> In addition to matriculation fee.

NOTE: Books, field trips, uniforms, instruments/supplies, and other school costs vary with each school and department.

SOURCE: Internal Audits Division and  
Revenue Accounting, Comptroller Division  
July, 1980

## STUDENT FINANCIAL ASSISTANCE SUMMARY

TYPE OF FUNDS	1979-80		1978-79		1969-70*	
	NUMBER	AMOUNT	NUMBER	AMOUNT	NUMBER	AMOUNT
LOANS						
Health Professions Student Loan (Medicine)	83	\$ 231,896	119	\$ 312,990		
Health Professions Student Loan (Dentistry)	23	60,215	29	72,875		
National Direct Student Loan	184	269,900	133	163,115		
Nursing Student Loan	65	60,997	74	92,080		
Emergency Student Loans	665	149,475	526	104,781		
MCG Student Loans	34	28,811	7	11,875		
AMA-ERF Loan	6	10,100	23	34,300		
GHEAC (commercial lenders)	386	1,392,200	262	761,619		
GHEAA (state as lender)	314	507,185	236	376,179		
Out-of-state Guaranteed Loans	40	114,925	43	113,320		
RWJ-USAF Loans	5	15,000	9	32,755		
Miscellaneous Loans	19	35,865	20	34,800		
TOTAL	1,824	2,876,569	1,481	2,110,689	347	\$301,705
SCHOLARSHIPS AND GRANTS						
Basic Educational Opportunity Grants	172	159,000	109	94,081		
Supplemental Educational Opportunity Grant	50	27,000	-	-		
Nursing Scholarships	27	15,455	41	32,110		
Nursing Traineeships	33	109,461	32	92,686		
Exceptional Financial Need Scholarships	7	61,955	4	32,210		
Regents' Scholarships	5	3,250	6	4,175		
Regents' Opportunity Scholarships	23	104,992	13	58,332		
Miscellaneous Private Scholarships	54	60,562	63	55,247		
American Fund for Dental Health	3	5,000	-	-		
MCG Scholarships	55	40,260	50	36,035		
Occupational Therapy Traineeships	16	12,153	16	9,230		
State Medical Education Board	107	339,000	112	323,000		
Armed Forces Scholarships	87	594,146	91	600,876		
National Health Service Corps	26	213,750	13	96,921		
National Medical Fellowships	1	1,000	4	2,200		
Georgia Incentive Scholarships	108	33,600	81	28,150		
Vocational Rehabilitation Scholarships	9	11,040	11	12,785		
TOTAL	563	644,728	646	1,477,788	309	297,049
EMPLOYMENT, ASSISTANTSHIPS, FELLOWSHIPS						
College Work-Study	68	71,500	76	54,295		
Institutional Employment	202	548,516	193	308,246		
Assistantships and Fellowships	27	124,740	35	128,824		
TOTAL	297	744,756	304	491,365	271	299,089
TOTAL AWARDS		2,904		2,431		927
UNDULICATED STUDENTS		1,281		1,167		**
TOTAL AMOUNT		\$5,412,949		\$4,079,842		\$897,843

\*Only totals are given here since specific areas of assistance have changed.

\*\*Unavailable

SOURCE: Annual Reports, 1969-70, 1978-79, 1979-80  
Office of Student Financial Aid

GEORGIA LEGAL RESIDENCE BY COUNTY  
MCG STUDENTS ENROLLED  
FALL QUARTER, 1979



SOURCE: Registrar's Office  
March, 1980



GEORGIA  
LEGAL RESIDENCE OF STUDENTS  
BY COUNTY AND SCHOOL  
FALL, 1979

COUNTY	ALLIED HEALTH	DENTISTRY	GRADUATE STUDIES	MEDICINE	NURSING				TOTAL	GRAND TOTAL
					UNDERGRAD	SONAT	GRADUATE	SAVSAT		
Jefferson	4			3	4				4	11
Jenkins	2	1				1			1	4
Johnson	2			1						3
Jones				2						2
Lamar	1	1								2
Lanier										
Laurens	1	2	1	7	2				2	13
Lee										
Liberty		2			1				1	3
Lincoln	2				1				1	3
Long										
Lowndes	6	3		12	4	1			5	26
Lumpkin	2									2
Macon				1						1
Madison	1	3		1		2			2	7
Marion										
McDuffie	2	1		3	1				1	7
McIntosh				1						1
Meriwether				2	2				2	4
Miller										
Mitchell	2			2	1				1	5
Monroe	2						1		1	3
Montgomery				2	1	1			2	4
Morgan				3	1				1	4
Murray						1			1	1
Muscogee	9	10	4	16	7	2	1		10	49
Newton	1			3						4
Oconee	1			1	1	2			3	5
Oglethorpe					1				1	1
Paulding	1									1
Peach	1	2			1				1	4
Pickens				1	1				1	2
Pierce										
Pike										
Polk		1		1	1				1	3
Pulaski				1	1				1	2
Putnam		1		1						2
Quitman										
Rabun				1						1

COUNTY	ALLIED HEALTH	DENTISTRY	GRADUATE STUDIES	MEDICINE	NURSING				TOTAL	GRAND TOTAL
					UNDERGRAD	SONAT	GRADUATE	SAVSAT		
Randolph	2	1		1						4
Richmond	82	37	26	82	63	1	24		89	315
Rockdale	1			3	1				1	5
Schley										
Screven	1			1	2				2	4
Seminole	2			4						6
Spalding	4			3	1				1	8
Stephens	1	1		3		2			2	7
Stewart						1			1	1
Sumter	2	2		5	1				1	10
Talbot				1						1
Taliaferro					1				1	1
Tattnall				1						1
Taylor	1			2						3
Telfair		1	2	2	1				1	6
Terrell				2						2
Thomas	4	1		2	1		2		3	10
Tift	2	1		1			1		1	5
Toombs	2	1		1	1				1	5
Towns	2			1						3
Treutlen		1								1
Troup	1	4		6						11
Turner	1			1			1		1	3
Twiggs										
Union	1	1		1						3
Upson	3	1		1	2				2	7
Walker	3	1		2	2				2	8
Walton		4		4		4			4	12
Ware	4		1	3		1			1	9
Warren							1			1
Washington	1			3	2				2	6
Wayne		1		3						4
Webster										
Wheeler		2				1			1	3
White										
Whitfield				6	1				1	7
Wilcox										
Wilkes	3									3
Wilkinson		1			1				1	2
Worth	1			2	1				1	4
TOTAL	350	243	50	716	233	118	57	19	427	1786

NON-RESIDENT STUDENTS  
FALL, 1979  
(USA But Not Georgia)

STATE	ALLIED HEALTH	DENTISTRY	GRADUATE STUDIES	MEDICINE	NURSING	GRAND TOTAL
Alabama	1				1	2
California			1	2	2	5
Connecticut	1		1		1	3
Florida	10		5	5	6	26
Hawaii					1	1
Illinois	1		1	1	2	5
Indiana	1				1	2
Iowa					1	1
Kentucky			1	2	3	6
Louisiana	1				1	2
Maine	1					1
Maryland	2				3	5
Massachusetts			1		1	2
Michigan	1		1		1	3
Mississippi					2	2
Missouri					1	1
Nevada			1			1
New Jersey	1		6	1	3	11
New Mexico			1			1
New York	2		5			7
North Carolina	5		2	2	1	10
Ohio	4		4		3	11
Oklahoma					1	1
Oregon	1		2			3
Pennsylvania	3		3	1	5	12
South Carolina	16	1	5	5	12	39
Tennessee	3		2		4	9
Texas	3		2		1	6
Virginia	4				2	6
Washington					3	3
West Virginia					1	1
Wisconsin					1	1
TOTAL	62	1	44	19	65	191

NON-RESIDENT STUDENTS  
FALL, 1979  
(Non USA)

STATE	ALLIED HEALTH	DENTISTRY	GRADUATE STUDIES	MEDICINE	NURSING	GRAND TOTAL
Brazil			2			2
Canada			1			1
Chile			1			1
Hong Kong			1	1		2
India					1	1
Ireland	1					1
Korea			1			1
Nigeria	1					1
Panama	1					1
TOTAL	3	0	6	1	1	11

TOTAL STUDENT ENROLLMENT  
FALL, 1979

	ALLIED HEALTH		DENTISTRY		GRADUATE STUDIES		MEDICINE		NURSING		GRAND TOTAL	
	#	%	#	%	#	%	#	%	#	%	#	%
In State	350	84	243	100	50	50	716	97	427	87	1786	90
Out of State(US)	62	15	1	0	44	44	19	3	65	13	191	10
Foreign Countries	3	1	0	0	6	6	1	0	1	0	11	1
TOTAL	415	21	244	12	100	5	736	37	493	25	1988	100

SOURCE: Registrar's Office  
March, 1980



DEGREES AND CERTIFICATES OFFERED  
1979-80

School of Allied Health Sciences

Bachelor of Science in:

Dental Hygiene  
Medical Record Administration  
Medical Technology  
Nuclear Medicine Technology  
Occupational Therapy  
Physical Therapy  
Physician's Assistant  
Radiologic Technology  
Respiratory Therapy

Associate in Science in:

Dental Hygiene  
Dental Laboratory Technology  
Physical Therapist Assistant  
Radiologic Technology

One-year Certificate

Nuclear Medicine Technology  
Radiation Therapy

School of Graduate Studies

Doctor of Philosophy

Anatomy  
Biochemistry  
Endocrinology  
Microbiology  
Pharmacology  
Physiology

Master of Science

Anatomy  
Biochemistry  
Endocrinology  
Microbiology  
Pharmacology  
Physiology

School of Medicine

Doctor of Medicine

School of Dentistry

Doctor of Dental Medicine

School of Nursing

Master of Science in Nursing

Bachelor of Science in Nursing

Joint Programs

School of Graduate Studies - School of Allied Health Sciences

Master of Health Education

Dental Hygiene  
Medical Technology  
Occupational Therapy  
Physical Therapy

Master of Science in Medical Illustration

School of Graduate Studies - School of Dentistry

Master of Science in Oral Biology

School of Graduate Studies - School of Medicine

Doctor of Philosophy - Doctor of Medicine

Master of Science - Doctor of Medicine

DEGREES AND CERTIFICATES CONFERRED  
July 1, 1979 - June 30, 1980

First-Professional Degrees

	<u>Males</u>	<u>Females</u>	<u>TOTAL</u>
Dentistry (D.M.D.)	51	5	56
Medicine (M.D.)	<u>154</u>	<u>23</u>	<u>177</u>
TOTAL	205	28	233

Associate Degrees

Dental Hygiene	0	5	5
Dental Laboratory Technology	7	7	14
Physical Therapy Assistant	1	6	7
Radiologic Technology	<u>5</u>	<u>11</u>	<u>16</u>
TOTAL	13	29	42

Certificates

Nuclear Medicine Technology	TOTAL	5	1	6
-----------------------------	-------	---	---	---

Bachelor's Degrees

Dental Hygiene	1	22	23
Medical Record Administration	0	14	14
Medical Technology	6	19	25
Nuclear Medicine Technology	5	1	6
Nursing	13	156	169
Occupational Therapy	0	15	15
Physical Therapy	5	21	26
Physician's Assistant	12	12	24
Radiologic Technology	4	1	5
Respiratory Therapy	<u>6</u>	<u>3</u>	<u>9</u>
TOTAL	52	264	316

Master's Degrees

Biology	1	0	1
Health Education	0	1	1
Medical Illustration	4	3	7
Microbiology	2	1	3
Nursing	2	69	71
Oral Biology	2	0	2
Physiology	<u>1</u>	<u>0</u>	<u>1</u>
TOTAL	12	74	86

Doctor's Degrees

Anatomy	3	0	3
Biochemistry	1	0	1
Endocrinology	2	0	2
Microbiology	<u>2</u>	<u>0</u>	<u>2</u>
TOTAL	8	0	8

TOTAL GRADUATES = 691

SOURCE: Office of the Registrar  
July, 1980

CUMULATIVE MCG GRADUATES BY DEGREE AND MAJOR AREA OF STUDY  
1833 - 1980

NOTE: Totals are based on a compilation from data sources, and therefore may not agree with any single source.  
Data represents fiscal year (July 1 of the preceding year to June 30 of the year indicated).

DEGREE	MAJOR AREA OF STUDY	DEGREES CONFERRED LAST FIVE YEARS					TOTAL OF ALL DEGREES SINCE 1833
		1976	1977	1978	1979	1980	
Certificate	Nuclear Medicine Technology	3	5	9	6	9	37
	Radiation Therapy Technology	1	6	3	0	0	15
	*Radiography	1	2	1	0	0	89
A.S.	Dental Hygiene	0	5	5	11	5	26
	Dental Laboratory Technology	0	11	12	12	14	49
	Physical Therapy Assistant	0	3	8	0	7	18
	Radiologic Technology	11	28	24	21	16	107
B.S.	Dental Hygiene	26	28	26	21	23	246
	*Medical Illustration	0	0	0	0	0	45
	Medical Record Administration <sup>1</sup>	15	7	21	17	14	185
	Medical Technology	18	24	15	29	25	270
	Nuclear Medicine Technology	1	6	1	4	6	18
	Occupational Therapy	23	22	21	31	15	135
	Physical Therapy	24	24	27	28	26	177
	Physician's Assistant	23	23	22	23	28	130
	*Public Health	0	0	0	0	0	2
	Radiologic Technology	11	11	14	15	5	110
	Respiratory Therapy	0	0	8	9	9	26
B.S.N.	Nursing	426	399	343	216	169	2,588
B.S.N.E.	*Nursing Education	0	0	0	0	0	142**
M.H.E.	Dental Hygiene	0	2	2	1	0	5
	Medical Technology	1	1	1	1	0	4
	Occupational Therapy	0	2	3	2	0	7
	Physical Therapy	0	0	0	0	1	1
M.S.	Anatomy	0	0	2	0	0	27
	*Biology	0	0	0	0	0	1
	Cell and Molecular Biology	5	6	3	1	4	38
	Biochemistry	0	0	0	0	0	17
	Microbiology	0	0	0	0	0	15
	Endocrinology	0	0	0	0	0	11
	*Interdisciplinary	0	0	0	0	0	1
	Medical Illustration <sup>2</sup>	8	4	6	5	7	95
	*Medical Microbiology and Public Health	0	0	0	0	0	1
	*Medicine	0	0	0	0	0	4
	Oral Biology	0	1	2	0	2	5
	Pharmacology	0	0	0	0	0	1
	Physiology	2	0	0	1	1	8
	*Public Health	0	0	0	0	0	1
M.S.N.	Nursing	113	149	130	112	71	704
Ph.D.	Anatomy	2	0	1	0	3	13
	Cell and Molecular Biology	3	2	3	2	3	22
	Biochemistry	0	0	0	0	0	6
	Microbiology	0	0	0	0	0	7
	Endocrinology	1	4	1	1	2	21
	Pharmacology	1	0	2	2	0	8
	Physiology	1	1	0	0	0	11
	*Public Health	0	0	0	0	0	3
D.M.D.	Dentistry	67	52	62	52	56	404
M.D.	Medicine	171	148	175	178	177	6,834

TOTAL MCG GRADUATES (1833 - 1980) = 12,690

\*Indicates degrees or major areas of study not currently offered.

\*\*Includes 112 graduates who received degrees while the school was located at the University of Georgia (1943-1956).

<sup>1</sup>From 1964-1972 this was known as Medical Record Science.

<sup>2</sup>From 1956-1964 this was known as Medical Art.

SOURCE: Compiled August, 1980 by Division of Educational Research and Development with resources from:  
Office of the Registrar; MCG Report of the President, 1956-1979; Alumni Office; Deans and Chairmen  
of MCG Schools and Departments.



# MCG CLASSIFIED EMPLOYEES

DEFINITIONS: (Based on federal Equal Employment Opportunity guidelines)

Executive, Administrative and Managerial - Includes all persons whose assignments require primary (and major) responsibility for management of the institution, or a customarily recognized department or subdivision thereof. Assignments require the performance of work directly related to management policies or etc. It is assumed that assignments in this category customarily and regularly require the incumbent to exercise discretion and independent judgement, and to direct the work of others.


Professional - Includes persons whose assignments require either college graduation or experience of such kind and amount as to provide a comparable background. Also includes all staff members with assignments requiring specialized professional training.

Clerical and Secretarial - Includes all persons whose assignments typically are associated with clerical activities or are specifically of a secretarial nature. Includes personnel who are responsible for internal and external communications, recording and retrieval of data (other than computer programmers) and/or information and other paper work required in an office.

Technical and Paraprofessionals - Includes all persons whose assignments require specialized knowledge or skills which may be acquired through experience or academic work such as is offered in many two-year technical institutes, junior colleges or through equivalent on-the-job training.

Skilled Crafts - Includes all persons whose assignments typically requires special manual skills and a thorough and comprehensive knowledge of the processes involved in the work, acquired through on-the-job training and experience or through apprenticeship or other formal training programs.

Service/Maintenance - Includes persons whose assignments require limited degrees of previously acquired skills and knowledge and in which workers perform duties which result in or contribute to the comfort, convenience and hygiene of personnel and the student body or which contribute to the upkeep and care of buildings, facilities or grounds of the institutional property.



\*Includes classified employees only; faculty in administrative positions have been excluded from this category.

SOURCE: EEO/Affirmative Action Office, MCG  
February, 1980

Division of Systems and Computer Services  
August, 1980

MCG EMPLOYEES  
1975-1979

OCCUPATIONAL ACTIVITY	MALE				FEMALE				TOTAL			
	White	Black	Other	TOTAL	White	Black	Other	TOTAL	White	Black	Other	TOTAL
<b>1979</b>												
Executive/Administrative/Managerial*	137	4	0	141	53	1	1	55	190	5	1	196
Professional	50	6	0	56	381	65	2	448	431	71	2	504
Clerical/Secretarial	32	26	0	58	629	225	0	854	661	251	0	912
Technical/Paraprofessional	180	64	7	251	450	374	2	826	630	438	9	1077
Skilled Crafts	86	14	0	100	0	0	0	0	86	14	0	100
Service/Maintenance	92	231	1	324	23	300	0	323	115	531	1	647
TOTAL	577	345	8	930	1536	965	5	2506	2113	1310	13	3436
<b>1978</b>												
Executive/Administrative/Managerial*	136	3	0	139	49	1	0	50	185	4	0	189
Professional	52	5	0	57	272	30	1	303	324	35	1	360
Clerical/Secretarial	62	62	0	124	376	386	0	762	1324	448	0	886
Technical/Paraprofessional	177	64	4	245	421	398	3	822	598	462	7	1067
Skilled Crafts	84	8	0	92	0	0	0	0	84	8	0	92
Service/Maintenance	110	243	1	354	31	264	0	295	141	507	1	649
TOTAL	621	385	5	1011	1149	1079	4	2232	2656	1464	9	3243
<b>1977</b>												
Executive/Administrative/Managerial*	96	6	0	102	57	9	0	66	153	15	0	168
Professional	70	6	1	77	337	54	1	392	407	60	2	469
Clerical/Secretarial	29	23	0	52	596	177	0	773	625	200	0	825
Technical/Paraprofessional	167	58	3	228	379	368	3	750	546	426	6	978
Skilled Crafts	118	22	0	140	0	0	0	0	118	22	0	140
Service/Maintenance	74	220	1	295	23	237	0	260	97	457	1	555
TOTAL	554	335	5	894	1392	845	4	2241	1946	1180	9	3135
<b>1976</b>												
Executive/Administrative/Managerial*	142	13	0	155	61	8	0	69	203	21	0	224
Professional	74	7	1	82	296	52	1	349	370	59	2	431
Clerical/Secretarial	31	21	0	52	554	160	0	714	585	181	0	766
Technical/Paraprofessional	139	64	4	207	353	335	3	691	492	399	7	898
Skilled Crafts	96	16	0	112	0	0	0	0	96	16	0	112
Service/Maintenance	58	195	2	255	20	235	0	255	78	430	2	510
TOTAL	540	316	7	863	1284	790	4	2078	1824	1106	11	2941
<b>1975</b>												
Executive/Administrative/Managerial*	119	8	0	127	47	4	0	51	166	12	0	178
Professional	64	6	1	71	287	33	0	320	351	39	1	391
Clerical/Secretarial	31	18	0	49	542	152	0	694	573	170	0	743
Technical/Paraprofessional	124	59	5	188	336	329	5	670	460	388	10	858
Skilled Crafts	61	15	0	76	0	0	0	0	61	15	0	76
Service/Maintenance	63	208	1	272	18	239	0	257	81	447	1	529
TOTAL	462	314	7	783	1230	757	5	1992	1692	1071	12	2775

\*Faculty in certain managerial positions are included in this category for the purpose of the EEO-6 Report.

SOURCE: EEO/Affirmative Action Office, MCG  
EEO-6 Report; November, 1979

SUMMARY  
AGE, EDUCATION, MCG EXPERIENCE  
ALL MCG CLASSIFIED EMPLOYEES 1979-80<sup>1</sup>

AGE:	EXECUTIVE/ ADMINISTRATIVE/ MANAGERIAL <sup>2</sup>		PROFESSIONAL		CLERICAL/ SECRETARIAL		TECHNICAL/ PARAPROFESSIONAL		SKILLED CRAFT		SERVICE/ MAINTENANCE	
	#	%	#	%	#	%	#	%	#	%	#	%
Under 20	0	0.0	1	0.2	41	4.2	29	2.4	1	1.0	72	9.9
21 - 29	9	12.3	263	48.0	458	46.9	542	45.4	32	31.7	220	30.2
30 - 39	27	37.0	142	25.9	248	25.4	317	26.5	24	23.8	147	20.2
40 - 49	15	20.5	83	15.1	131	13.4	176	14.7	17	16.8	123	16.9
50 - 59	15	20.5	43	7.8	78	8.0	106	8.9	21	20.8	114	15.7
Over 60	7	9.6	16	2.9	21	2.1	24	2.0	6	5.9	52	7.1
TOTAL	73	100.0	548	100.0	977	100.0	1194	100.0	101	100.0	728	100.0

EDUCATION:

No Degree Recorded	48	65.8	305	55.7	959	98.2	1067	89.4	100	99.0	727	99.9
Associate Degree	2	2.7	27	4.9	1	0.1	20	1.7	0	0.0	0	0.0
Bachelor's Degree	18	24.7	185	33.8	17	1.7	94	7.9	1	1.0	1	0.1
Post-Graduate Degree	5	6.8	31	5.7	0	0.0	13	1.1	0	0.0	0	0.0
TOTAL	73	100.0	548	100.0	977	100.0	1194	100.0	101	100.0	728	100.0

EXPERIENCE:

Under 1 year	1	1.4	75	13.7	164	16.8	182	15.2	3	3.0	119	16.3
1 - 4 years	15	20.5	280	51.1	528	54.0	545	45.6	49	48.5	340	46.7
5 - 10 years	26	35.6	150	27.4	192	19.7	260	21.8	34	33.7	162	22.3
11 - 20 years	23	31.5	33	6.0	77	7.9	179	15.0	13	12.9	79	10.9
Over 20 years	8	11.0	10	1.9	16	1.6	28	2.3	2	2.0	28	3.8
TOTAL	73	100.0	548	100.0	977	100.0	1194	100.0	101	100.0	728	100.0

TOTAL CLASSIFIED EMPLOYEES = 3,621

<sup>1</sup>Includes all full-time and part-time employees as of June 30, 1980.

<sup>2</sup>Includes classified employees only; faculty in administrative positions have been excluded from this category.

SOURCE: Division of Systems and  
Computer Services  
August, 1980

EMPLOYEE BENEFITS  
1979-80

		<u>Biweekly</u>	<u>Monthly</u>	<u>Annually</u>
*VACATION LEAVE	0 to 5 years of employment =	4.61 hrs.	10 hrs.	15 days
	5 to 10 years of employment =	5.53 hrs.	12 hrs.	18 days
	over 10 years of employment =	6.46 hrs.	14 hrs.	21 days
	Vacation leave accrues up to a maximum of 360 hours (45 working days)			
*HOLIDAYS	Ten paid holidays (7 scheduled, 3 unscheduled).			
*SICK LEAVE	3.69 hours each two weeks for biweekly employees or 8 hours (one day) per calendar month for monthly employees. No limit on accrual.			
MILITARY LEAVE	Leave with pay for members of National Guard or Reserve as specified in official orders (normally 2 weeks) -- maximum of 22 working days in any calendar year.			
TEACHERS RETIREMENT	Contributions are made by the employee and employer (State of Georgia). The employee's contribution is 6% of gross salary and the State's contribution is 10.51%. Participation by all employees who work half-time or more (other than temporary employees) is a condition of employment. Contributions and earned interest are returnable upon application, if employment is terminated before retirement.			
JURY DUTY	Full pay while on jury duty.			
SOCIAL SECURITY	1980 contribution rates are 6.13% of monthly gross salary by employee and 6.13% by MCG (of the first \$25,900 earned).			
WORKER'S COMPENSATION	Full coverage for on-the-job injuries as specified by the Georgia Employment Security Law.			
HOSPITALIZATION INSURANCE	All employees who work half-time or more (other than temporary employees) have their choice of two Blue Cross/Blue Shield hospitalization insurance plans, including dependent coverage and major medical benefits. Part of the cost of each plan is paid by the Medical College of Georgia.			
LIFE INSURANCE	MCG provides free Basic Life Insurance including Accidental Death and Dismemberment provisions. Supplemental Life Insurance and Dependent Life Insurance are available at reasonable group rates.			
LONG TERM DISABILITY INSURANCE	Available at group rates to all employees earning at least \$10,000 PA. Must also have a work commitment of half-time or more.			
GROUP ACCIDENT INSURANCE	Available at group rates to all employees working half-time or more.			
DEATH BENEFITS FOR SURVIVING <u>SPOUSE</u>	Employed: 1 year but less than 2 = a sum equivalent to one month's salary. 2 years but less than 3 = a sum equivalent to two months' salary. 3 years or more = a sum equivalent to three months' salary.			
NOTE:	*Vacation Leave, Scheduled Holidays, and Sick Leave are prorated for part-time employees who work half-time or more.			

SOURCE: Director of Personnel  
February, 1980





ROSTER OF SCHOOLS FROM WHICH MCG  
1979-1980 INTERNS AND RESIDENTS GRADUATED

<u>NUMBER PER INSTITUTION</u>	<u>MEDICAL SCHOOL</u>
138	Medical College of Georgia
18	South Carolina
8	North Carolina
6	Emory, Miami
5	Alabama
4	LSU, South Florida
3	Baylor, Bowman Gray, Kentucky, Texas, Virginia
2	Andhra, Baroda, Bologna, Florida, Howard, Louisville, Mississippi, Pennsylvania, Saigon, Santo Domingo, Southwestern, Temple, Tennessee, Texas at Houston, Tulane, Virginia, Wisconsin
1	Albany, Albert Einstein, Alexandria, American of Beirut, Bangalore, Baroda, Bombay, B.S. Medical, Calicut, California, Chicago, Chile, Christian, Chulalongkorn, Cordoba, Cornell, Creighton, Dacca, Guadalajara, Illinois, Indiana, Iowa, King Edward, Marquette, Maryland, Northwestern, NYU, Ohio, Oregon, Penn State, Pennsylvania, Pritzker, Santander, Seth G.S., Southern Alabama, S.V. Medical, Trivandrum, Vanderbilt, Virginia, Witwatersrand, Zaracoza

<u>NUMBER PER INSTITUTION</u>	<u>DENTAL SCHOOL*</u>
7	Medical College of Georgia
4	South Carolina
1	Alabama, Kentucky, Louisville, Maryland, North Carolina, Ohio, Pennsylvania, Pittsburgh, Tennessee, Washington and Lee

\*Due to incomplete information, this excludes the schools of ten dental residents.

SOURCE: MCG Hospital and Clinics  
Roster of Residents 1979-1980

MCG\* MEDICAL AND DENTAL INTERNS AND RESIDENTS BY DEPARTMENT  
1975 - 1980

<u>DEPARTMENT</u>	<u>1975-1976</u>	<u>1976-1977</u>	<u>1977-1978</u>	<u>1978-1979</u>	<u>1979-1980</u>
Anesthesiology	6	11	15	15	14
Dermatology	8	8	9	9	10
Family Practice	12	12	16	17	18
Flexible	10	10	12	12	10
Medicine	61	63	62	76	76
Neurology	7	9	9	11	12
Obstetrics/Gynecology	19	19	19	18	18
Ophthalmology	10	9	8	9	9
Pathology	5	8	9	10	8
Pediatrics	18	16	13	21	18
Psychiatry	10	12	13	9	10
Radiology	13	12	11	12	12
Surgery	30	31	33	34	34
Neurosurgery	4	5	6	5	4
Oral Surgery	6	6	6	6	6
Orthopedics	12	11	12	12	12
Otolaryngology	1	2	2	4	4
Plastic	3	2	3	2	2
Thoracic & Cardiac	4	4	4	3	2
Urology	6	5	5	5	6
Endodontics	3	5	4	4	4
General Dentistry	-	-	1	5	2
Orthodontics	4	4	4	4	4
Pedodontics	4	4	4	4	4
Periodontics	6	6	6	6	6
Prosthodontics					
Removable	4	4	4	1	2
Fixed	-	-	1	4	3
TOTAL	<u>266</u>	<u>278</u>	<u>291</u>	<u>318</u>	<u>310</u>

\*Includes positions at Talmadge Memorial Hospital,  
University Hospital and Veterans Administration Hospital.

SOURCE: Housestaff Coordinator's Office  
Associate Dean for Clinical Sciences, School of Dentistry  
August, 1980

FIRST YEAR RESIDENCY APPOINTMENTS OF 1980  
MCG SCHOOL OF MEDICINE GRADUATES

<u>INSTITUTION</u>	<u># OF RESIDENTS</u>	<u>INSTITUTION</u>	<u># OF RESIDENTS</u>
<u>Alabama</u>		<u>Mississippi</u>	
North East Alabama Medical Center, Mobile	1	Keesler Air Force Medical Center, Biloxi	1
University of Alabama Medical Center, Birmingham	1		
University of South Alabama Medical Center, Mobile	1	<u>Missouri</u>	
		St. Louis Children's Hospital, St. Louis	1
<u>California</u>		Washington University Affiliated Hospitals, St. Louis	1
Letterman Army Medical Center, San Francisco	6		
Los Angeles-U.S.C. Medical Center, Los Angeles	1	<u>New York</u>	
Naval Regional Medical Center, Oakland	1	Charles S. Wilson Memorial Hospitals, Johnson City	1
		Mary Imogene Bassett Hospital, Cooperstown	2
<u>Colorado</u>		State University, Stony Brook	1
Fitzsimmons Army Medical Center, Denver	4	Strong Memorial Hospital, Rochester	1
		SUNY-Upstate Medical Center, Syracuse	1
<u>Connecticut</u>			
Hospital of St. Raphael, New Haven	1	<u>North Carolina</u>	
		Charlotte Memorial Hospital, Charlotte	2
<u>Florida</u>		Duke University Medical Center, Durham	2
Florida Hospital, Orlando	1	North Carolina Baptist Hospital, Winston-Salem	2
Jacksonville Hospital Educational Program, Jacksonville	3	North Carolina Memorial Hospital, Chapel Hill	2
Naval Regional Medical Center, Jacksonville	1		
Orange Memorial Hospital, Orlando	1	<u>Ohio</u>	
University of Miami Affiliated Hospitals, Miami	3	Cincinnati General Hospital, Cincinnati	3
Wm. Shands Hospital, Gainesville	2		
		<u>Oregon</u>	
<u>Georgia</u>		University of Oregon Affiliated Hospitals, Portland	1
Dwight D. Eisenhower Army Medical Center, Port Gordon	1		
Floyd Memorial Hospital, Rome	1	<u>Pennsylvania</u>	
Georgia Baptist Hospital, Atlanta	9	St. Lukes, Temple University Hospitals, Philadelphia	1
Grady Memorial Hospital, Atlanta	10		
Martin Army Medical Center, Fort Benning	1	<u>South Carolina</u>	
Medical Center, Columbus	3	Greenville Hospital System, Greenville	2
Medical Center of Central Georgia, Macon	11	Medical Center Hospitals, Charleston	1
Medical College of Georgia, Augusta	38	Medical University of South Carolina, Charleston	1
Memorial Medical Center, Savannah	8	Spartanburg General, Spartanburg	2
U.S. Public Health Service, Atlanta	2	Wm. S. Hall Psychiatric Institute, Columbia	1
<u>Hawaii</u>		<u>Tennessee</u>	
Tripler Army Medical Center, Honolulu	1	Baptist Memorial Hospital, Memphis	1
		Bristol Memorial Hospital, Johnson City	1
<u>Illinois</u>		East Tennessee State University Affiliated, Johnson City	1
West Suburban Hospital, Oak Park	1	University of Tennessee Memorial Hospital, Memphis	1
<u>Indiana</u>		<u>Texas</u>	
Indiana University Medical Center, Indianapolis	1	Brooke Army Medical Center, San Antonio	1
Methodist Hospital of Indiana, Indianapolis	1	Methodist Hospital of Dallas, Dallas	1
		University of Texas at San Antonio Teaching Hospitals, San Antonio	2
<u>Kansas</u>		University of Texas South West Affiliated Hospitals, Dallas	3
University of Kansas Medical Center, Wichita	1		
		<u>Virginia</u>	
<u>Kentucky</u>		Medical College of Virginia Hospitals, Richmond	1
University of Kentucky Medical Center, Lexington	2	Roanoke Memorial Hospital, Roanoke	2
		University of Virginia Medical Center, Charlottesville	1
<u>Louisiana</u>			
L.S.U. (Shreveport) Affiliated Hospitals, Shreveport	1	<u>Washington</u>	
		Madigan Army Medical Center, Tacoma	2
<u>Maryland</u>		University of Washington Affiliated Hospitals, Seattle	1
Baltimore City Hospital, Baltimore	1		
Johns Hopkins Hospital, Baltimore	1	<u>West Virginia</u>	
National Naval Medical Center, Bethesda	1	West Virginia University Hospital, Morgantown	1
University of Maryland Affiliated Hospitals, Baltimore	2		
		<u>Wisconsin</u>	
<u>Michigan</u>		St. Elizabeth Hospital, Appleton	1
Michigan State University Associated Hospitals, East Lansing	1		
University of Michigan Affiliated Hospitals, Ann Arbor	3		
<u>Minnesota</u>			
Mayo Graduate School of Medicine, Rochester	2		

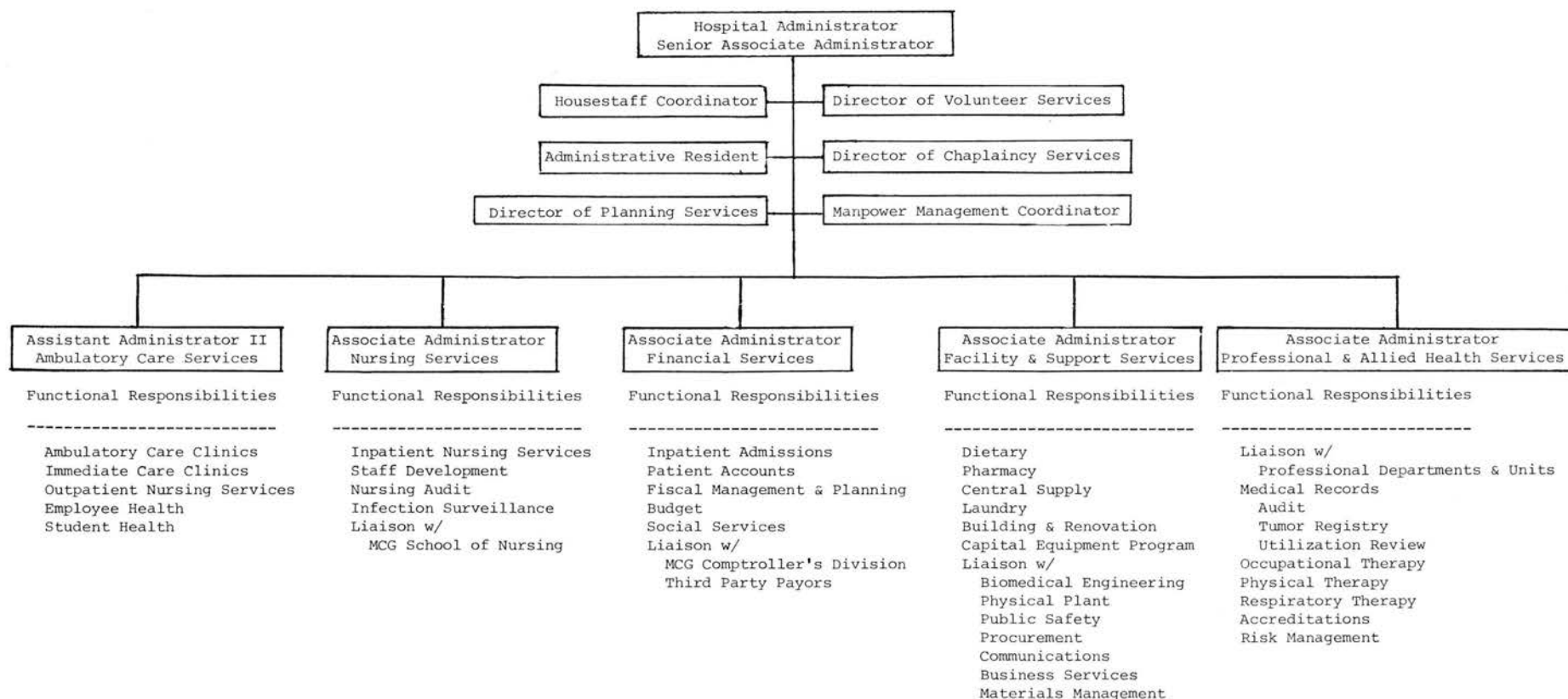
SOURCE: Cadaver, April 4, 1980

# Hospital and Clinics 11

---



TALMADGE MEMORIAL HOSPITAL & CLINICS  
GRAPHIC DISPLAY OF FUNCTIONAL RESPONSIBILITIES  
1979-1980



SOURCE: Office of the Dean of Medicine  
March, 1980

COMPARATIVE INPATIENT STATISTICAL REPORT  
TALMADGE MEMORIAL HOSPITAL  
July, 1975 - June, 1980

	<u>1975-1976</u>	<u>1976-1977</u>	<u>1977-1978</u>	<u>1978-1979</u>	<u>1979-1980</u>
Total Patients Admitted*	11,529	11,072	12,144	12,329	12,812
Total Patients Discharged* (including deaths)	11,560	11,091	12,202	12,419	12,766
Days of Care to Patients Discharged*	122,612	114,980	120,309	120,268	118,694
Average Length of Stay* (days)	11	10	10	10	10
Total Deaths (excluding fetal deaths)	454	373	388	412	349
Net Death Rate	2%	2%	4%	2%	2%
Fetal Deaths (stillbirths)	31	31	31	37	41
Total Autopsies (excluding fetal deaths)	231	189	153	177	149
Gross Autopsy Rate	47%	51%	39%	43%	43%
Total Patient Days Care to Patients in Hospital	129,154	124,576	129,857	126,932	130,275
Average Daily Census*	332	316	329	322	327
Percentage of Occupancy*	86%	79%	69%	67%	74%

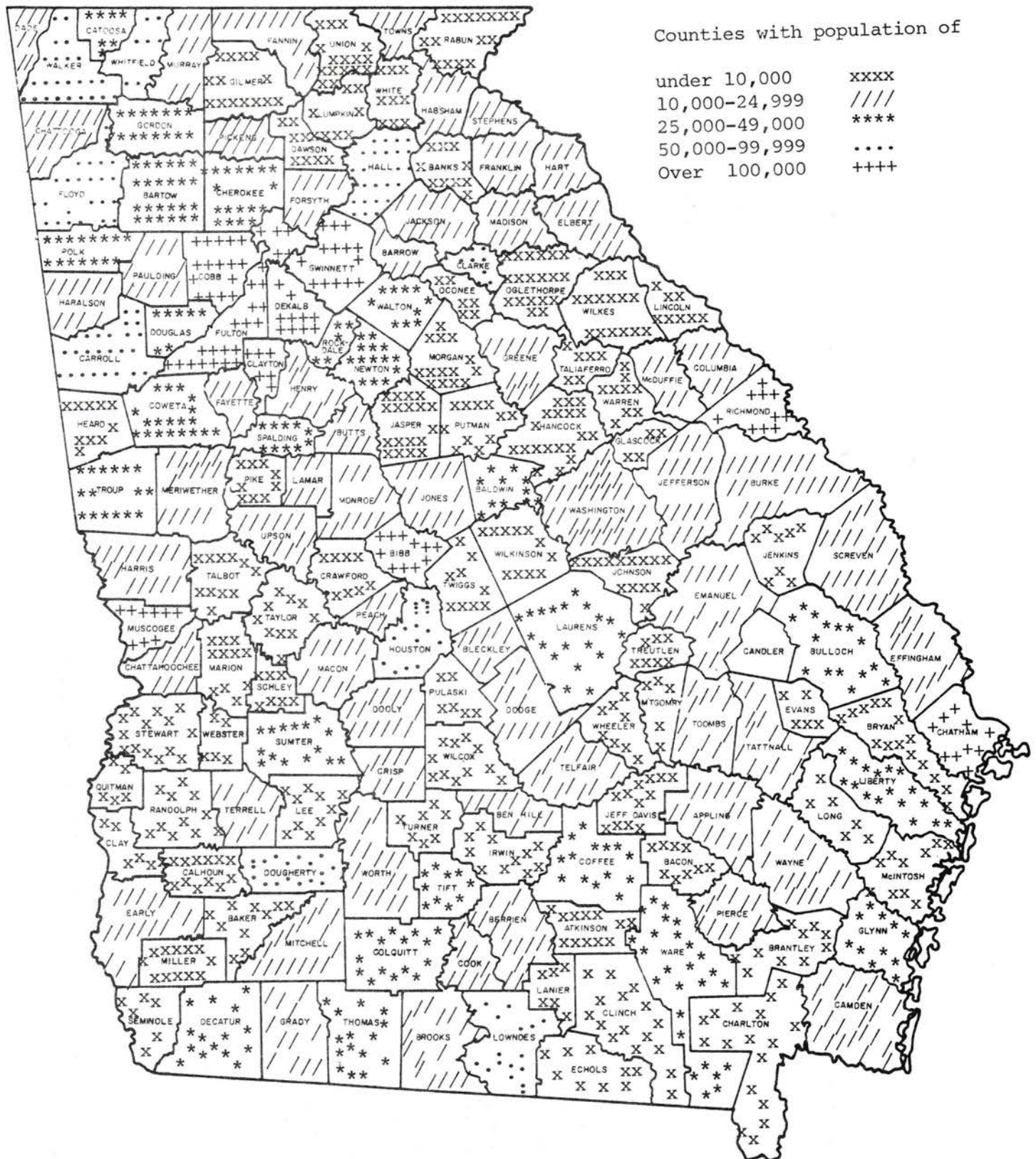
\*Excluding newborn

SOURCE: Talmadge Memorial Hospital Statistics, July, 1975 - June, 1980  
Medical Record Department

STATE OF GEORGIA POPULATION BASE FOR  
TALMADGE MEMORIAL HOSPITAL 1979-1980

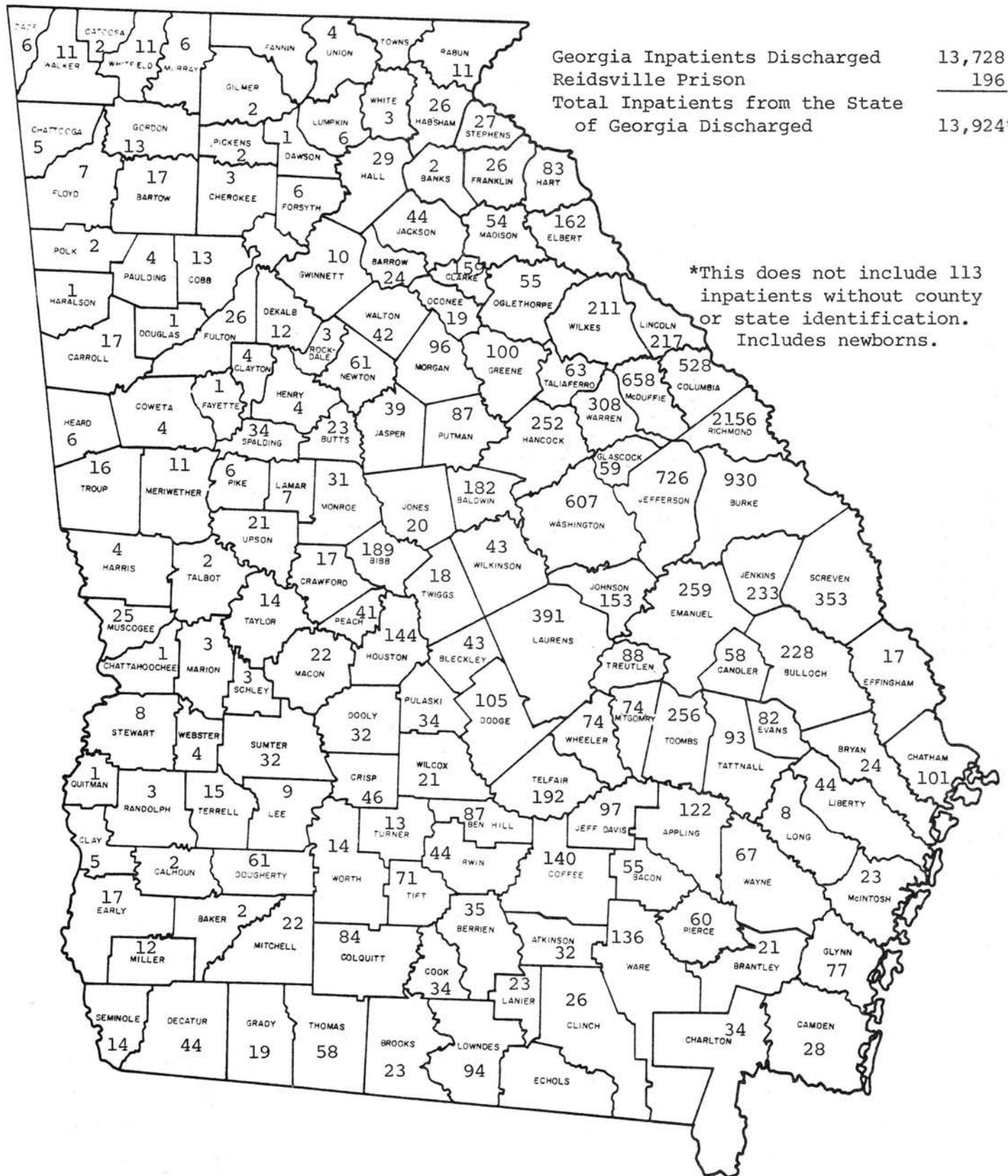
Counties with population of

under 10,000	xxxx
10,000-24,999	////
25,000-49,000	****
50,000-99,999	....
Over 100,000	++++



SOURCE: Division of Systems and Computer Services  
CO 110 Report, 1980

NUMBER OF INPATIENTS FROM THE STATE OF GEORGIA DISCHARGED AT  
TALMADGE MEMORIAL HOSPITAL  
BY COUNTY  
JULY 1, 1979 - JUNE 30, 1980



SOURCE: Division of Systems and Computer Services  
CO 110 Report, June 30, 1980

NUMBER OF INPATIENTS DISCHARGED AT TALMADGE MEMORIAL HOSPITAL  
BY STATE

July 1, 1979 - June 30, 1980



Total Inpatients Discharged = 14,781

Includes in-state, out-of-state, foreign countries, newborns and  
113 inpatients without county or state identification

Foreign Countries

Mexico 2

SOURCE: Division of Systems and Computer Services  
CO 110 Report, June 30, 1980

## COMPARISON OF MCG OUTPATIENT CLINIC VISITS BY DEPARTMENT

Service/Clinic	July '75 June '76	July '76 June '77	July '77 June '78	July '78 June '79	July '79 June '80
Dermatology	6085	5905	6247	6353	6192
Dietary	567	686	688	338	378
Family Practice	7120	8622	8622	11387	14216
<u>Medicine</u>					
Cardiology	1035	1045	1046	990	1046
Consult	1988	1607	2039	2531	2187
Diabetes	206	641	641	913	325
Diabetes Teaching	831	-	623	-	131
Gastro-Intestinal	695	786	906	1240	1427
Hematology	988	1137	1564	1274	1072
Hypertension	772	847	4899	5096	3848
Infectious Disease	36	49	18	57	24
Lipid	361	213	209	153	180
Medical Chest	1228	1349	1316	1339	1273
Metabolic/Endocrine	1493	1559	1302	1416	1468
Nephrology	906	821	958	821	790
Nutrition	-	-	-	-	29
Oncology	256	-	-	465	447
Proctology	-	-	13	37	20
Renal Dialysis	170	202	161	145	195
Rheumatology	1737	1777	1847	2120	2550
Sickle Cell	600	664	739	769	1169
Sickle Cell Screening	2793	3989	4495	6242	9653
Interdisciplinary	-	40	-	-	-
<u>Sub Total Medicine</u>	16095	16726	22776	25608	27834
<u>Neurology</u>					
Epilepsy	-	-	396	669	616
General Adult	2489	2729	2588	2776	2048
General Pediatric	1328	1510	1545	1556	1795
Interdisciplinary	-	-	7	-	45
Neuromuscular	-	-	-	-	352
Resident Continuity	-	-	-	-	164
<u>Sub Total Neurology</u>	3817	4239	4536	5001	5020
<u>Obstetrics/Gynecology</u>					
Faculty	3255	2850	3430	2755	2068
General Gynecology	4571	4093	2910	2965	2364
General Obstetrics	10938	12338	11101	11622	11130
Gynecology Endocrinology	-	126	388	1102	2341
Gynecology Oncology	-	401	1053	822	938
Obstetrics Post Partum	1270	1538	1537	1550	1640
Maternal and Infant Care Project	-	NOT PREVIOUSLY REPORTED		-	8069
<u>Sub Total Obstetrics/Gynecology</u>	21269	22383	20419	20816	28550
Occupational Therapy	2501	3008	3087	1451	1431
Ophthalmology	9696	9934	9588	9883	11434
<u>Pediatrics</u>					
Sickle Cell Screening	841	95	130	27	-
Allergy	558	784	827	842	1103
Children and Youth	1288	1876	1917	2448	1594
Adolescence	4927	5466	5822	4060	4982
Children and Youth Dental	-	-	-	-	294
Well Baby	-	-	-	-	294
Cardiology	577	1242	1234	1042	1050
Cardiology Cripple	-	-	-	-	-
Children Service	954	587	655	675	587
Chronic Lung	107	63	164	231	132

SOURCE: Hospital Administration - Ambulatory Care Services  
July, 1980

Service/Clinic	July '75 June '76	July '76 June '77	July '77 June '78	July '78 June '79	July '79 June '80
<u>Pediatrics (con'd)</u>					
Dermatology	-	-	124	71	26
Endocrinology	205	176	124	23	42
General	783	1126	1534	1283	690
Growth and Genetics	634	590	642	486	449
Hematology	216	251	566	558	502
Maternal and Infant Care Project	1235	1037	1184	864	1270
Nephrology	94	165	154	246	242
Nutritional Counseling	-	-	-	-	77
Oncology	577	243	149	181	69
Respiratory	382	74	179	161	300
Sickle Cell	238	284	384	294	246
SI - Follow up	-	-	-	178	439
Continuity	104	-	-	-	-
Hemophilia	7	-	-	-	-
Children and Youth General	1833	3601	3560	3156	2988
<u>Sub Total Pediatrics</u>	20560	17660	19349	16826	17082
<u>Physical Therapy</u>	5971	6919	5723	4010	3956
Psychiatry	8694	9188	8447	7037	5322
Radiology	1368	2687	2421	2220	1989
Student Health	5041	5486	5404	4797	3814
Minor Surgery	-	-	-	93	371
Immediate Care Area	*	*	*	*	6381
<u>Surgery</u>					
Amputee	-	**	-	-	528
Burn	-	43	35	75	168
Cardiac	727	697	621	605	557
Ear Nose and Throat	2245	4430	6103	6307	6861
Gastro-Intestinal	2300	2078	1874	2000	1737
Neurosurgery-	-	-	-	-	145
Myelomeningocele	1746	1993	1988	2116	2102
Neurosurgery - General	2082	2062	2199	2355	2127
Oncology	2517	2691	3036	3277	3703
Oral Surgery	5676	6451	6204	7003	6986
Orthopedics	502	640	675	873	934
Pediatric	42	27	155	59	87
Pediatric Cardiac	-	-	-	-	-
Pediatric Cardiac Cripple	12	18	-	126	23
Children Service	1674	1460	2053	2744	3062
Plastic	124	160	181	432	311
Renal Transplant	552	647	619	529	643
Thoracic	6107	6544	6376	6080	5900
Urology	1872	1928	2112	1864	1981
Vascular	-	-	-	-	36
Neurosurgery - Cerebro-vascular	-	-	-	-	-
Neurosurgery - Plain	-	-	101	49	-
<u>Sub Total Surgery</u>	28178	31869	34332	36494	37891
Employee Health <sup>2</sup>	4148	3651	3068	1399	1377
Visits Recorded but not attributed to specific service	-	-	2998	2427	-
<u>GRAND TOTAL</u>	141143	148962	157705	156140	173238

<sup>1</sup> Clinic is for infants who were at one time in intensive care.

<sup>2</sup> Beginning July '78 - June '79 tuberculosis tests given to employees were no longer recorded as clinic visits.

\*Included in service count; reflects activity of physicians located in Immediate Care Area.

\*\* Not reported as such.

NOTE: The decrease of the July '78 - June '79 grand total is attributable to incorrect reporting of time units for PT and OT in previous years. Beginning July '78 - June '79 PT and OT reported actual visits.

## GEORGIA WAR VETERANS NURSING HOME

**BACKGROUND:** The Georgia War Veterans Home, a skilled and restorative nursing home, is owned by the Department of Veterans Service, State of Georgia, and operated by the Medical College of Georgia under a contract through the Board of Regents. All employees of G.W.V.N.H. are MCG employees, work under the same classification and are paid the same wages.

**PURPOSE:** To provide patient care for eligible Georgia War Veterans who are in need of continuous nursing care and rehabilitation, and to return those who respond to treatment to their families and communities, at the highest possible level of physical and mental restoration.

**LOCATION:** Directly across from Talmadge Memorial Hospital within the Medical Complex of Augusta and convenient to downtown services and businesses.

**SIZE:** 185 bed facility

**GENERAL STATISTICS:**

Admissions	221
Dispositions Processed	225
Average Length of Stay	315.47 Days
Per Diem Cost (Inpatient)	34.15
Operating Budget (FY 80)	2,214,724
Federal Programs	680,894 (31%)
State Appropriations	1,533,830 (69%)

**SOURCE:** Administrator, Georgia War Veterans Nursing Home  
July, 1980

# Alumni 12

---



## MCG ALUMNI ASSOCIATIONS

Five alumni associations serve the graduates of the Medical College of Georgia. They include Allied Health Sciences, Dentistry, Graduate Studies, Medicine and Nursing. Current presidents are listed below:

ALLIED HEALTH SCIENCES	Ms. Geraldine Rinker, Acting President
DENTISTRY	Dr. Norris L. O'Dell
GRADUATE STUDIES	Dr. Dave A. Welter
MEDICINE	Dr. David A. Wells
NURSING	Ms. Suzanne Pursley Bohler

The alumni associations are also served by the Division of Institutional Relations, with records and staff located in the Alumni House on campus.

SOURCE: MCG Alumni Office  
August, 1980

## ANNUAL CONTRIBUTIONS

The MCG Gifts Receiving Office reported contributions from 1,725 donors in the amount of \$398,218.99 during fiscal year 1979-80. An additional \$149,532.45 in income was received from 165 other sources.

The membership of special giving clubs for the past three years is as follows:

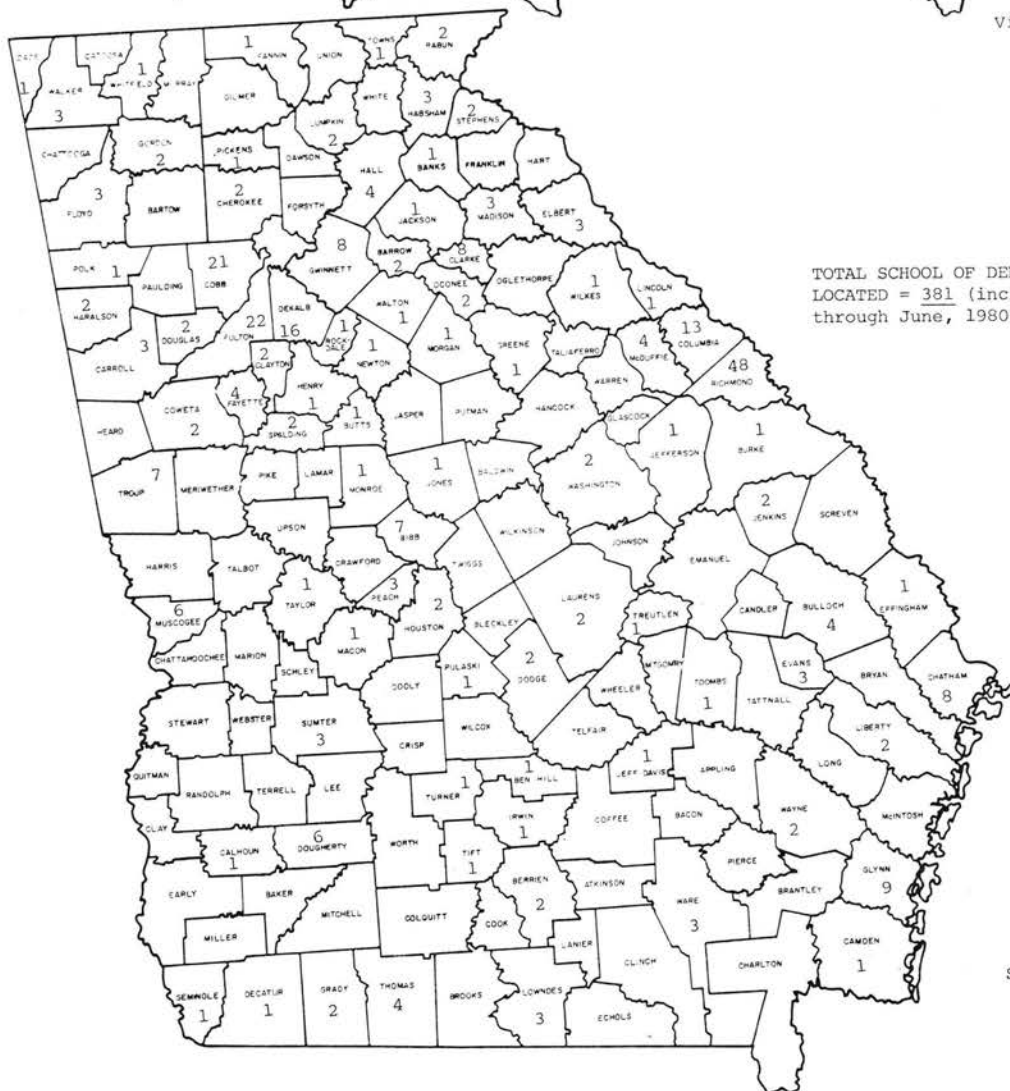
<u>Annual Clubs</u>	<u>1977-78</u>	<u>1978-79</u>	<u>1979-80</u>
Century Club	278	308	401
Aesculapius Club	174	223	193
<u>Leadership Clubs</u>			
Founders Club	22	27	35
Presidents Club	12	14	14

SOURCE: MCG Gifts Receiving Office  
August, 1980

## School of Dentistry



Virgin Islands - 1



TOTAL SCHOOL OF DENTISTRY ALUMNI  
LOCATED = 381 (includes graduates  
through June, 1980)

SOURCE: Alumni Office  
August, 1980

School of Graduate Studies



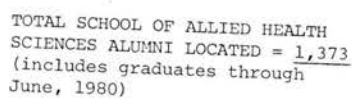
APO Military - 3  
Canada - 2  
Egypt - 1



TOTAL SCHOOL OF GRADUATES STUDIES  
ALUMNI LOCATED = 206 (includes  
graduates through June, 1980)

SOURCE: Alumni Office  
August, 1980

School of Allied Health Sciences

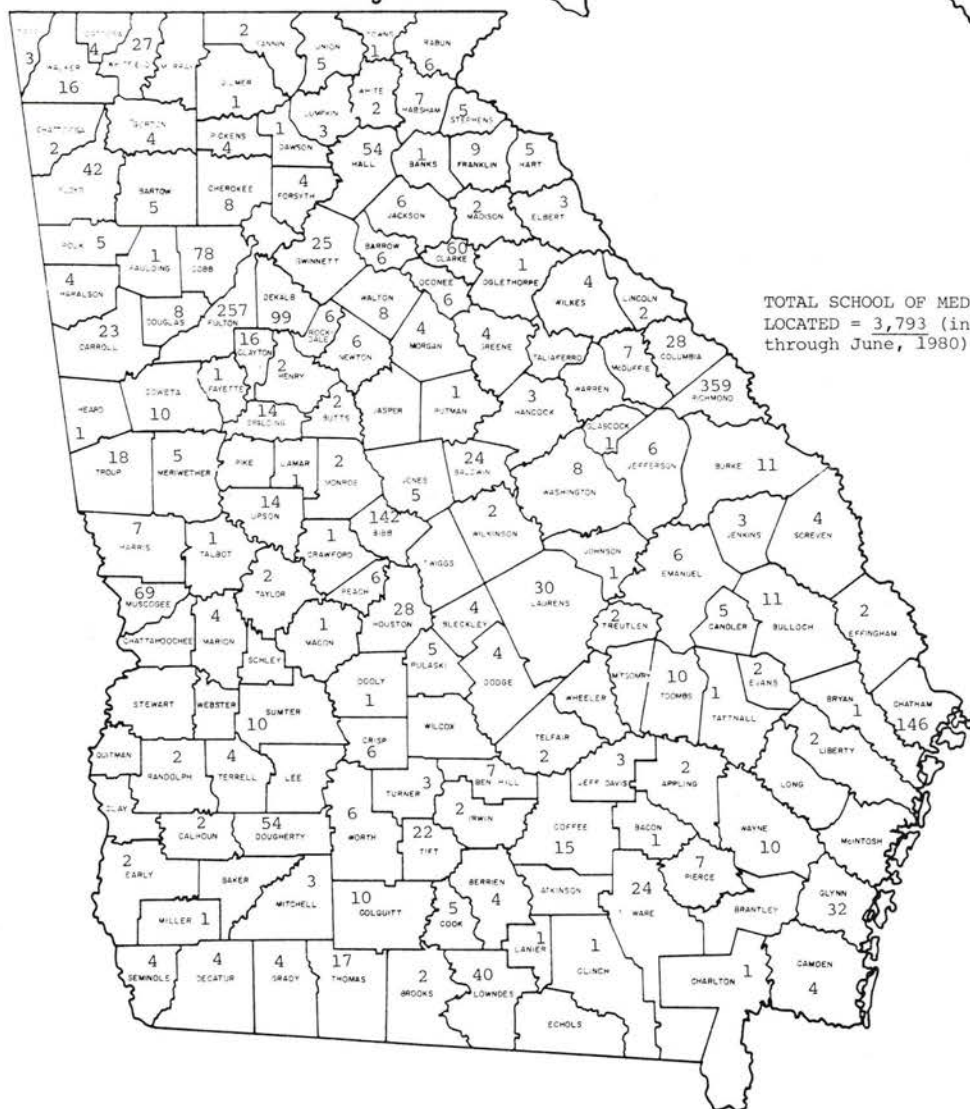


SOURCE: Alumni Office  
August, 1980

## School of Medicine



Africa - 1  
Bermuda - 1  
Canada - 1  
Canada Zone - 1  
FPO Military - 3  
Germany - 2  
Hong Kong - 1  
Peru - 1  
Scotland - 1



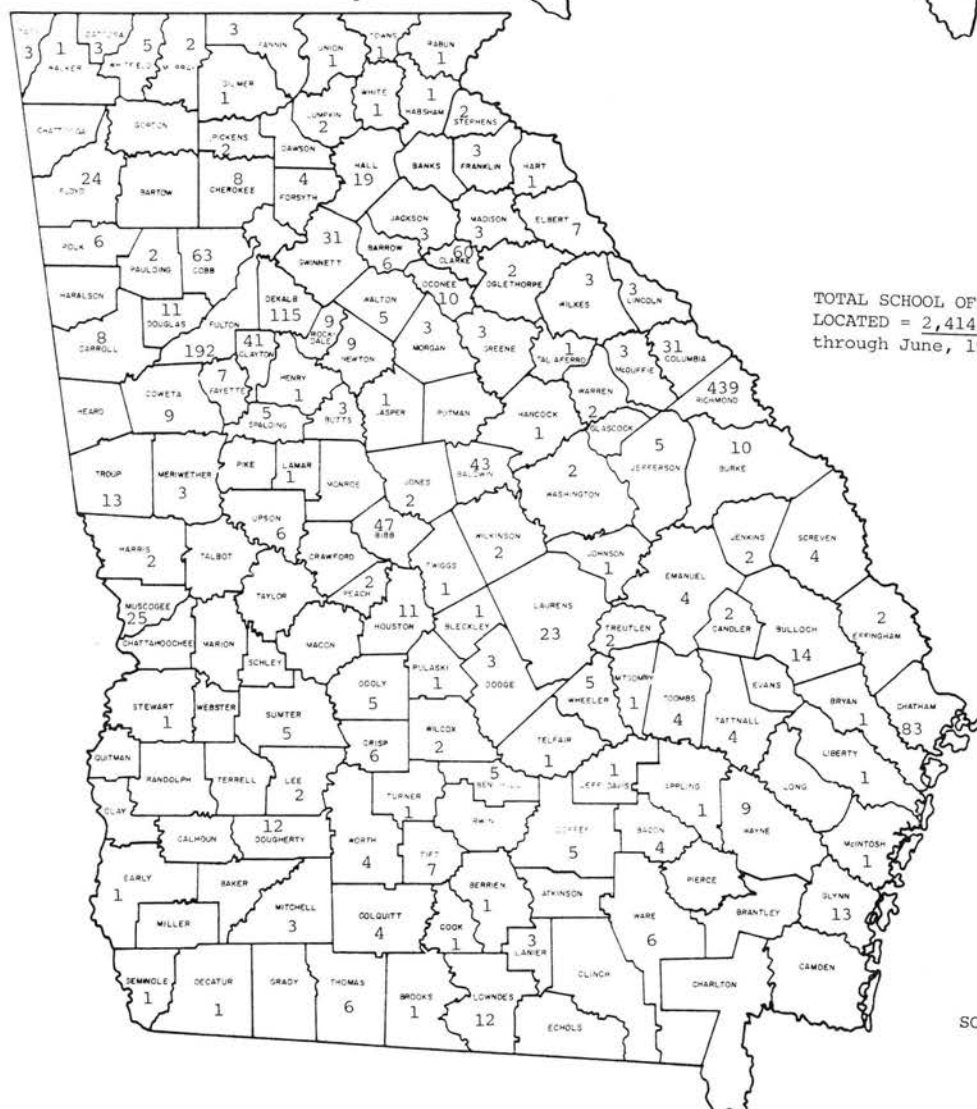
TOTAL SCHOOL OF MEDICINE ALUMNI  
LOCATED = 3,793 (includes graduates  
through June, 1980)

SOURCE: Alumni Office  
August, 1980

School of Nursing



Africa - 1  
APO Military - 6  
Germany - 5  
Kenya - 1  
Virgin Islands - 1



TOTAL SCHOOL OF NURSING ALUMNI  
LOCATED = 2,414 (include graduates  
through June, 1980)

SOURCE: Alumni Office  
August, 1980

PRACTICE LOCATIONS OF MCG SCHOOL OF DENTISTRY GRADUATES  
1974 - 1978

	Dentistry											
	1974		1975		1976		1977		1978		TOTAL	
	#	%	#	%	#	%	#	%	#	%	#	%
Total Number of Graduates	52	100.0	56	100.0	56	100.0	56	100.0	58	100.0	278	100.0
Total Graduates in Practice	43	82.7	37	66.1	40	71.4	38	67.9	39	67.2	197	70.9
Practicing in Georgia	39	90.7	32	86.5	34	85.0	37	97.4	26	66.7	168	85.3
Practicing Out-of-State	4	9.3	5	13.5	6	15.0	1	2.6	13	33.3	29	14.7
Practicing in Hometowns	12	27.9	8	21.6	13	32.5	15	39.5	14	35.9	62	31.5
Practicing in communities with less than 25,000 population	17	39.5	17	45.9	17	42.5	20	52.6	12	30.8	83	42.1

PRACTICE LOCATIONS OF MCG SCHOOL OF MEDICINE GRADUATES  
1971 - 1975

	Medicine											
	1971		1972		1973		1974		1975		TOTAL	
	#	%	#	%	#	%	#	%	#	%	#	%
Total Number of Graduates	101	100.0	94	100.0	132	100.0	121	100.0	141	100.0	589	100.0
Deceased	0	0.0	0	0.0	1	0.8	0	0.0	0	0.0	1	0.2
Not Located or Not in Practice	3	3.0	3	3.2	12	9.1	1	0.8	1	0.7	20	3.4
Known Military Practice	10	9.9	13	13.8	8	6.1	4	3.3	6	4.3	41	7.0
Non-Military Practice	88	87.1	78	83.0	111	84.1	116	95.9	134	95.0	527	89.5
Practicing in Georgia	50	56.8	45	57.7	54	48.6	61	52.6	58	43.3	268	50.9
In towns over 30,000 population	25	50.0	22	48.9	33	61.1	27	44.3	36	62.1	143	53.4
In towns 10,000-30,000 population	15	30.0	9	20.0	8	14.8	12	19.7	10	17.2	54	20.1
In towns under 10,000 population	10	20.0	14	31.1	13	24.1	22	36.1	12	20.7	71	26.5
Practicing Out-of-State	38	43.2	33	42.3	57	51.4	55	47.4	76	56.7	259	49.1
In towns over 30,000 population	30	78.9	24	72.7	44	77.2	41	74.5	50	65.8	189	73.0
In towns 30,000-10,000 population	4	10.5	4	12.1	7	12.3	4	7.3	10	13.2	29	11.2
In towns under 10,000 population	4	10.5	5	15.2	6	10.5	10	18.2	16	21.1	41	15.8
Practicing in Hometowns	14	15.9	13	16.7	15	13.5	18	15.5	19	14.2	79	15.0

NOTE: The statistics for 1971-73 were taken from data collected in March, 1979.  
The statistics for 1974-75 were taken from data collected in March, 1980.

SOURCE: Statistical Report of Dentists in Georgia  
January, 1980

Alumni Office  
Division of Educational Research and Development  
April, 1980

# SCHOOL OF MEDICINE ALUMNI SPECIALTIES

The Alumni Office records specialties for 59% (2,278) of the living alumni of the School of Medicine. The following information shows known areas of practice specialization. Percentages are based on the number of alumni for whom specialties are listed.


<u>Specialty</u>	<u>#</u>	<u>%</u>
Aerospace Medicine	9	0.4
Allergy & Immunology	9	0.4
Anesthesiology	96	4.2
Cardiology	39	1.7
Colon & Rectal Surgery	6	0.3
Dermatology	33	1.4
Emergency Medicine	9	0.4
Endocrinology	2	0.1
Executive Medicine	55	2.4
Eye Ear Nose & Throat	4	0.2
Family Practice	189	8.3
Gastroenterology	10	0.4
General Practice	304	13.3
General Surgery	252	11.1
Gynecology	4	0.2
Hematology	1	0.0
Internal Medicine	175	7.7
Nephrology	1	0.0
Neurological Surgery	28	1.2
Neurology	12	0.5
Obstetrics/Gynecology	227	10.0
Occupational Medicine	5	0.2
Oncological Surgery	1	0.0
Oncology	4	0.2
Ophthalmologic Surgery	1	0.0
Ophthalmology	59	2.6
Orthopedics	40	1.8
Orthopedic Surgery	57	2.5
Otology	4	0.2
Otolaryngology	23	1.0
Otorhinolaryngology	29	1.3
Pathology	39	1.7
Pediatrics	170	7.5
Plastic Surgery	10	0.4
Preventive Medicine	5	0.2
Psychiatry	134	5.9
Psychiatry & Neurology	9	0.4
Public Health	13	0.6
Pulmonary Diseases	10	0.4
Radiology	119	5.2
Reproductive Endocrinology	1	0.0
Rheumatology	3	0.1
Thoracic Surgery	16	0.7
Urological Surgery	10	0.4
Urology	51	2.2
	<u>2,278</u>	<u>100.0</u>

SOURCE: Alumni Office  
August, 1980



# Continuing Education 13

---



# CONTINUING EDUCATION

Continuing education at the Medical College of Georgia includes all education and training designed for all individuals and groups with the exception of education developed for students in MCG degree-credit courses and MCG employees. However, when it is considered desirable, educational activities designed for faculty and/or other employees of the Medical College of Georgia may be classified as continuing education provided that the training meets the criteria for continuing education courses.

The Division of Continuing Education is assigned the major responsibility for compliance with the various administrative, academic, and financial policies relating to continuing education programs and also provides supporting services. Course content of programs from within a school at the Medical College of Georgia is the responsibility of that school.

In the academic year 1979-80, the Medical College of Georgia presented 306 courses through the College's Division of Continuing Education. Among this total the School of Medicine presented 226 programs, the School of Dentistry presented 29 courses, the School of Nursing presented 24 courses, the School of Allied Health Sciences presented 21 courses, and other administrative units at the Medical College of Georgia presented six courses. The total enrollment in these courses was 8,646 people which included 3,954 physicians, 1,876 nursing personnel, 869 dentists, and 1,089 allied health personnel. These individuals came from 47 different states and the District of Columbia. In addition, 91 enrollees came from other countries. Approximately 70% of the total enrollees were from Georgia and live in 133 of its 159 counties.

The table below contains a comparison between the enrollment and institutional Continuing Education Units (C.E.U.'s) produced by the various schools at the Medical College of Georgia during the past three years. Each C.E.U. is equal to ten contact hours of approved continuing education. A decrease in the total number of enrollees from 9,504 to 8,646 occurred during the 1979-1980 year; but there was a 12.5% increase in total institutional C.E.U.'s.

	Enrollment			Institutional C.E.U.'s		
	1977-78 Academic Year	1978-79 Academic Year	1979-80 Academic Year	1977-78 Academic Year	1978-79 Academic Year	1979-80 Academic Year
School of Medicine	5,399	6,153	5,565	3,304.5	3,948.4	4,721.8
School of Dentistry	737	849	937	1,111.4	1,373.5	1,424.7
School of Allied Health Sciences	306	671	888	172.7	652.9	532.9
School of Nursing	924	1,236	898	723.1	708.9	1,081.0
Other MCG Units	491	595	358	875.7	796.9	656.2
TOTALS =	7,857	9,504	8,646	6,187.4	7,480.6	8,416.6

SOURCE: Division of Continuing Education  
1979-1980 Annual Report

CONTINUING EDUCATION PROGRAMS PRESENTED BY  
THE VARIOUS SCHOOLS

SCHOOL OF ALLIED HEALTH SCIENCES						
	1974-75 Academic Year	1975-76 Academic Year	1976-77 Academic Year	1977-78 Academic Year	1978-79 Academic Year	1979-80 Academic Year
Number of Programs	5	14	2	8	19	21
-Allied Health Personnel	134	400	89	287	636	796
-Dentists	0	0	0	0	1	0
-Nursing Personnel	0	1	0	1	1	0
-Physicians	0	0	0	2	10	11
-Others	81	163	0	16	23	81
TOTAL ENROLLMENT	215	564	89	306	671	888
C.E.U.'s	462.9	850.3	220.1	172.7	652.9	532.9

SCHOOL OF DENTISTRY						
	1974-75 Academic Year	1975-76 Academic Year	1976-77 Academic Year	1977-78 Academic Year	1978-79 Academic Year	1979-80 Academic Year
Number of Programs	26	21	28	26	38	29
-Dentists	600	523	508	554	785	803
-Allied Health Personnel	121	170	132	136	45	91
-Physicians	11	1	2	2	5	20
-Nursing Personnel	1	2	2	30	0	5
-Others	215	178	238	15	14	18
TOTAL ENROLLMENT	948	874	882	737	849	937
C.E.U.'s	885.1	864.3	794.0	1,111.4	1,373.5*	1,424.7

SCHOOL OF MEDICINE						
	1974-75 Academic Year	1975-76 Academic Year	1976-77 Academic Year	1977-78 Academic Year	1978-79 Academic Year	1979-80 Academic Year
Number of Programs	295	329	296	231	249	226
-Physicians	3,705	4,119	4,109	3,464	3,963	3,795
-Nursing Personnel	1,705	1,925	1,202	1,403	1,186	1,081
-Allied Health Personnel	205	438	348	241	234	193
-Dentists	23	32	18	13	32	22
-Others	1,862	1,220	1,624	278	738	484
TOTAL ENROLLMENT	7,500	7,734	7,301	5,399	6,153	5,565
C.E.U.'s	4,288.3*	4,157.0	3,656.5	3,304.5	3,948.4	4,721.8

SCHOOL OF NURSING						
	1974-75 Academic Year	1975-76 Academic Year	1976-77 Academic Year	1977-78 Academic Year	1978-79 Academic Year	1979-80 Academic Year
Number of Programs	9	18	4	16	18	24
-Registered Nurses	324	612	232	789	380	547
-Other Nursing Personnel	28	35	9	28	21	241
-Allied Health Personnel	12	1	0	30	16	15
-Physicians	2	2	0	7	2	2
-Dentists	1	0	0	0	0	0
-Others	260	465	35	70	817	93
TOTAL ENROLLMENT	627	1,115	276	924	1,236	898
C.E.U.'s	789.0	373.4	137.0	723.1	708.9	1,081.0

OTHER UNITS						
	1974-75 Academic Year	1975-76 Academic Year	1976-77 Academic Year	1977-78 Academic Year	1978-79 Academic Year	1979-80 Academic Year
Number of Programs	4	3	6	7	8	6
-Physicians	0	0	106	153	185	126
-Dentists	0	0	43	72	73	44
-Nursing Personnel	4	10	5	19	26	2
-Allied Health Personnel	0	0	2	14	13	4
-Others	107	131	146	233	298	182
TOTAL ENROLLMENT	111	141	302	491	595	358
C.E.U.'s	181.7	255.0	490.7	875.7	796.9*	656.2

\*Does not include some courses co-sponsored with other institutions.

SOURCE: Division of Continuing Education  
1979-1980 Annual Report

ANALYSIS OF ENROLLEES  
WHO ATTENDED MCG CONTINUING EDUCATION COURSES  
BETWEEN JUNE 1, 1979 AND MAY 31, 1980

ALLIED HEALTH PERSONNEL

<u>Professional Group</u>	
Dental Hygienists	41
Dental Auxiliaries	43
Physical Therapists	128
Occupational Therapists	95
Medical Technologists	475
Radiologic Technologists	11
Physician's Assistants	149
Other	142
Unspecified	5
TOTAL	1,089

DENTISTS

<u>Type of Practice</u>	
General Practice	566
Oral Surgery	24
Endodontics	6
Orthodontics	136
Pedodontics	18
Periodontics	14
Prosthodontics	24
Oral Pathology	6
Public Health	1
Other	55
Unspecified	19
TOTAL	869

NURSES

<u>Location of Practice</u>	
Hospital Based	1,667
Physicians Office	12
Public Health	41
Other	137
Unspecified	19
TOTAL	1,876

PHYSICIANS

<u>Type of Practice</u>	
Allergy	513
Anesthesiology	32
Aerospace Medicine	4
Cardiovascular Disease	21
Child Psychiatry	1
Colon and Rectal Surgery	1
Dermatology	21
Family Practice	628
Forensic Pathology	2
Gastroenterology	10
General Practice	370
General Surgery	168
Internal Medicine	510
Neurological Surgery	2
Neurology	15
Obstetrics & Gynecology	46
Occupational Medicine	2
Ophthalmology	77
Orthopedic Surgery	24
Otolaryngology	68
Pathology	92
Pediatrics	200
Pediatric Allergy	115
Pediatric Cardiology	1
Physical Medicine & Rehabilitation	11
Plastic Surgery	6
Psychiatry	372
Public Health	4
Pulmonary Diseases	45
Radiology	88
Thoracic Surgery	5
Urology	168
Other	178
Unspecified	163
TOTAL	3,954

OTHER GROUPS

Other Specified Groups	742
Unspecified	116
TOTAL	858

TOTAL ATTENDANCE = 8,646

SOURCE: Division of Continuing Education  
1979-1980 Annual Report

## Library/Special Resources 14

---



## MCG LIBRARY

The MCG Library is located next to the G. Lombard Kelly Administration Building and is available to all MCG faculty, staff and students. An addition, completed in early summer, 1980, doubled the size of the original building. Available are conference, seminar, small group study rooms and lockable study carrels. Casual seating is provided as well as traditional library tables and study carrels. The library collection contains over 1,300 journal titles in the biomedical and the allied health sciences with the entire collection of books, journals and audiovisuals consisting of over 100,000 volumes. A special collection of old and rare books and institutional publications is also housed within.

Audiovisual Services - The audiovisual collection, consisting generally of slides, tapes, videotapes and films, allows for review and independent study as well as support of the curriculum. Individual and two-person carrels are available as well as group use rooms and aid in selecting audiovisuals for classroom teaching. Audiovisual Services is located on the first floor of the library.

Augusta College Library Privileges - The library collection of Augusta College is also available to MCG faculty and students.

Circulation Services - The staff at the circulation desk on the first floor of the library provides assistance concerning library cards, circulation policies and procedures (including questions on overdue books and journals), the reserve reading program and photocopy services. Interinstitutional borrowers cards for other University System of Georgia libraries are also available.

Collection Development - Located on the first floor in the reference area, this staff helps determine purchases in each area of the library collection in order to meet the MCG education, research and patient care needs.

Computer Assisted Instruction - Computer assisted instruction (CAI) support is provided in a number of rooms utilizing various types of equipment in support of programs in the School of Medicine, and Nursing and the Division of Systems and Computer Services.

Departmental Book Orders - All departmental books are ordered through the library by the Order Supervisor.

Interlibrary Loan Services - The interlibrary loan service, located on the second floor of the library, assists those interested in acquiring from other libraries books and journal articles unavailable at the MCG Library.

Orientation - Contacted through the information desk, the Orientation staff gives instruction on the utilization of the library and its contents.

Reference Services - This staff is located on the first floor adjacent to the information desk and provides assistance concerning the use of the card catalog, visible file, indexes, abstracts, reference books, and requests for computerized bibliographic searches available from over twenty data bases including MEDLINE, TOXLINE, BIOSIS, ERIC, CHEMCON, CANCERLIT, and Psychological Abstracts.

### Library Hours

Monday-Friday - 8:00 a.m. - 12:00 midnight

Saturday - 9:00 a.m. - 5:00 p.m.

Sunday - 2:00 p.m. - 10:00 p.m.

SOURCE: MCG Library  
June, 1980

# MCG LIBRARY STATISTICS

	<u>1975-76</u>	<u>1976-77</u>	<u>1977-78</u>	<u>1978-79</u>	<u>1979-80</u>
Volumes	105,350	112,404	117,700	122,893	106,779
Current Subscriptions	1,541	1,647	1,557	1,605	1,714
Photocopy Exposures	641,495	868,065	767,318	1,024,773	1,149,948
Circulation	39,549	41,491	42,783	39,951	41,576
Total Interlibrary Loan	6,264	7,092	6,190	7,200	7,816
Loaned	4,412	5,556	4,446	5,030	4,903
Borrowed	1,952	1,536	1,744	2,170	2,913
Computer Assisted Instruction Hours	2,118	2,361	1,849	2,200	1,500
Computer Searches	1,276	1,749	1,717	2,063	2,346
Reference Requests	2,667	4,111	4,446	4,800	7,380

SOURCE: MCG Library  
August, 1980

## SPECIAL RESOURCES

### COMPUTER SERVICES

The three main areas of computer support on the MCG campus are administration and hospital systems, research and education systems, and biomedical engineering. Specific services and capabilities are as follows:

Data processing and information systems operational support. Computer hardware consists of a 2M IBM 370-148 with disk and tape storage. Over 100 terminals are supported. Software systems utilized include TOTAL (DB Management), TASKMASTER (TP Monitor), EASYTRIEVE (Report Generator), SORT/MERGE, and other disk utilities.

(Computer Service Section, Division of Systems and Computer Services)

Information systems development and management systems engineering.

Application areas supported include administration, patient care, and student records.

(Systems Development Section, Division of Systems and Computer Services)

Statistical consulting and research and instructional computing. Extensive use is made of the Cyber 70/74 of the University System Computer Network. A HP 2000A Computer and several Apple II Microcomputers are used for local instructional computing and as RJE stations to the Cyber 70/74. Over 60 terminals are supported. Several other microcomputers are used in research.

(Research and Educational Support Section, Division of Systems and Computer Services)

Design, construction, consultation, education, and maintenance services related to specialized electronic and mechanical equipment, including small computers, used in patient care and research. The services of a hospital medical instrument maintenance and repair shop, an electronic design shop, and a machine shop are available.

(Biomedical Engineering Section, Division of Systems and Computer Services)

### CLASSROOM SUPPORT SERVICES

Logistical support is provided for in-class instructional activities that require a variety of classroom teaching aids. Screen projection, public address and other audiovisual techniques are available. A repair and distribution service is available to provide circulation and maintenance of electronic hardware including television. Consultation on the design of television systems and specifications for equipment purchase is also provided.

(Classroom Services, Division of Health Communication)

### ILLUSTRATION SERVICES

Professional staff, composed of medical and technical illustrators, graphic designers, and chart and graph artists provide products designed to visually complement research and instructional materials. Capabilities include surgical and scientific illustrations, slides and publication visuals, exhibit design and construction, charts, graphs, logos, letterheads, brochures, cartooning, certificates, and graphics suitable for television, movies and teaching package production.

(Medical Illustration Services, Division of Health Communication)

#### PHOTOGRAPHY SERVICES

Services include; patient progress photography; portraiture for groups, individuals and ID purposes; photomicrography; clinical photography; color transparencies; product and architectural photography; prints for publication; x-ray copies; 35mm slide production and duplication; and gross specimen photography.

(Medical Photography Services, Division of Health Communication)

#### TELEVISION SERVICES

Facilities include a full color studio and equipment for remote productions in and around classrooms, clinics, and laboratories of the Medical College of Georgia. Broadcasts are made on a campus-wide, ten-channel closed circuit system: three channels carry local commercial stations; one channel carries Georgia Educational Programming, one channel carries campus news and information; remaining channels are used to distribute student and patient education materials. Audio production facilities for slide/tape shows, radio programs, and any other format that requires high quality audio tape production are also available.

(Medical Television Services, Division of Health Communication)

SOURCE: Division of Health Communication  
Division of Systems and Computer Services  
(Edited by Division of Educational Research and Development)  
August, 1980

